

OVERVIEW

<i>Dimension and Subscale</i>	Williams 03-04	Williams 04-05	Williams 05-06	All Elementary Schools 05-06
Behavioral Environment	2.95	2.89	2.95	3.04
<i>Peer Behavior</i>				
<i>Behavioral Expectations</i>				
<i>School Safety and Cleanliness</i>				
Adult/Student Interactions	3.33	3.26	3.31	3.41
<i>Teacher Support and Engagement</i>				
<i>Adult Fairness and Respect</i>				
Academic Environment	3.38	3.38	3.45	3.46
<i>Academic Standards</i>				
<i>Academic Self-Confidence</i>				

Williams

Williams

Williams

**All
Elementary
Schools**



Behavioral Expectations:

<i>Behavioral Expectations Items</i>	Williams 03-04	Williams 04-05	Williams 05-06	All Elementary Schools 05-06
Behavioral Expectations Average	3.08	3.08	3.12	3.13

<i>School Safety and Cleanliness Items</i>	Williams 03-04	Williams 04-05	Williams 05-06	All Elementary Schools 05-06
School Safety and Cleanliness Average	3.15	3.08	3.11	3.27

Teacher Support and Engagement:

<i>Teacher Support and Engagement Items</i>	Williams	Williams	Williams	All Elementary Schools
	03-04	04-05	05-06	05-06
Teacher Support and Engagement Average	3.28	3.24	3.28	3.39

Adult Fairness and Respect:


<i>Adult Fairness and Respect Items</i>	Williams 03-04	Williams 04-05	Williams 05-06	All Elementary Schools 05-06
Adult Fairness and Respect Average	3.36	3.27	3.33	3.41

Williams

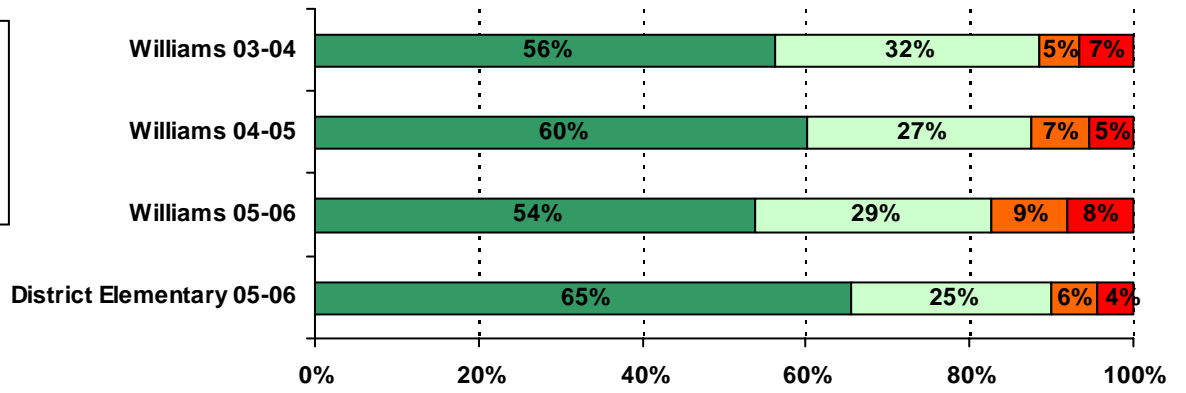

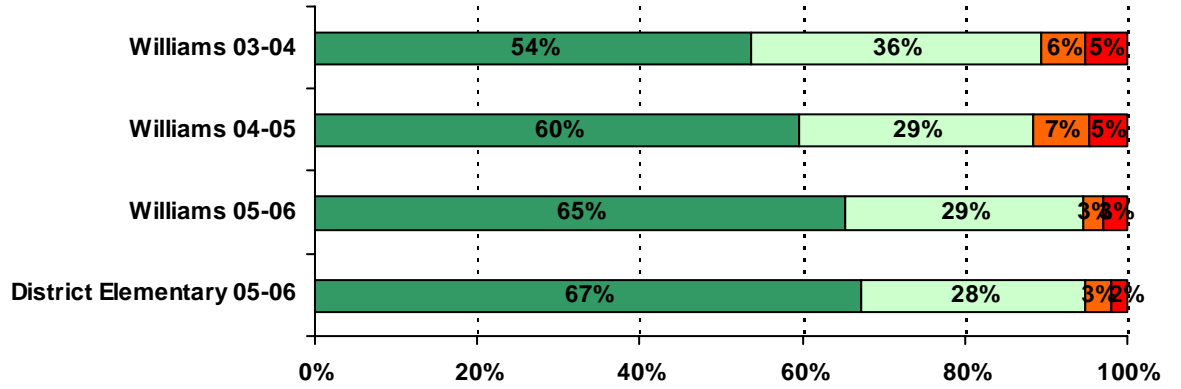

Williams

Williams

All
Elementary
Schools







.....

.....

.....

.....

.....

