



	Travis Heights 04-05	Travis Heights 05-06	Travis Heights 06-07	All Elementary Schools 06-07
Behavioral Environment	2.71	2.81	3.13	3.33
<i>Peer Behavior</i>	2.49	2.48	2.76	3.04
<i>Behavioral Expectations</i>	2.97	2.97	3.55	3.60

First, examine your campus scores for changes over time. Green upward-facing arrows indicate a statistically meaningful increase in average score from the previous year, red downward-facing arrows indicate a statistically meaningful decrease from the previous year. It is particularly important to examine the individual item responses on the following pages for any subscales with meaningful changes from year to year. If you do not see any arrows, changes in your school's dimension or subscale scores may not represent meaningful differences from year to year.

If the average score for your campus has increased in a particular area, please consider campus policies and practices that may be responsible for these improvements. Conversely, if the average score has decreased, please examine any changes on your campus that may account for these declines and consider possible strategies for improvement. Page 6 contains more information about ways to improve school climate.

Scores for your campus this year should be examined relative to the scores for all schools at your level. If your school's average score for a dimension or subscale is lower than the average for all schools at your level, individual item responses will help you to identify areas for targeted improvement efforts. Alternatively, if your school's average score for this year is higher than the average for all schools at your level, individual item responses will provide more detailed information regarding specific areas of strength to help you identify successful strategies.

The following pages contain response averages for each survey item, grouped by subscale. More detailed information regarding the percentage of students selecting each response option may be found in the Appendix at the end of this report.



<i>Behavioral Expectations Items</i>	Travis Heights 04-05	Travis Heights 05-06	Travis Heights 06-07	All Elementary Schools 06-07
9. Everyone knows what the school rules are.	3.04	2.91	3.32	3.36
12. My teachers always make sure that students follow the rules.	2.95	3.10	3.80	3.82
13. My classmates know there are consequences for breaking the rules.	2.92	2.98	3.44	3.58
Behavioral Expectations Average	2.97	2.97	3.55	3.60

	Travis Heights 04-05	Travis Heights 05-06	Travis Heights 06-07	All Elementary Schools 06-07
15. I feel safe at my school.	2.98	3.09	3.24	3.53
16. This school is clean.	2.73	3.03	3.07	3.34
17. I feel safe on the school property.	2.91	3.14	3.43	3.52

Teacher Support and Engagement:

This subscale consists of seven items that assess the extent to which teachers support students with academic issues and personal problems, and the level of enthusiasm that teachers display regarding their teaching. Average scores for each item and for the subscale are reflected in the table that follows.


Average Response for Teacher Support and Engagement Items

<i>Teacher Support and Engagement Items</i>	Travis Heights 04-05	Travis Heights 05-06	Travis Heights 06-07	All Elementary Schools 06-07
18. Teachers give rewards or praise for good behavior.	3.06	3.27	3.41	3.31
31. Teachers give rewards or praise for good work.	2.96	3.25	3.42	3.27
27. My teachers are excited about what they teach.	3.09	3.39	3.73	3.55
28. My teachers like to teach.	3.35	3.44	3.88	3.79
36. Teachers give me the help I need with assignments.	3.26	3.41	3.70	3.62
37. My teachers understand when I have a personal problem.	2.97	3.27	3.50	3.44
38. Teachers help students with personal problems.	3.05	3.40	3.55	3.51
Teacher Support and Engagement Average	3.08	3.32	3.58	3.48

Adult Fairness and Respect:

The nine items on this subscale assess the treatment of students by teachers and other adults on campus in areas such as classroom grading, punishment for breaking the rules, and listening to ideas and opinions. Average scores for each item and for the subscale are reflected in the table below.

<i>Adult Fairness and Respect Items</i>	Travis Heights 04-05	Travis Heights 05-06	Travis Heights 06-07	All Elementary Schools 06-07
4. Teachers at this school care about their students.	3.39	3.57	3.90	3.88
5. Adults at this school listen to student ideas and opinions	3.16	3.14	3.52	3.49
6. Adults at this school treat all students fairly.	3.20	3.25	3.53	3.59
7. The staff in the front office show respect to students.	3.44 3.04	3.53	3.75	3.81
Adult Fairness and Respect Average	3.19	3.34	3.65	3.63



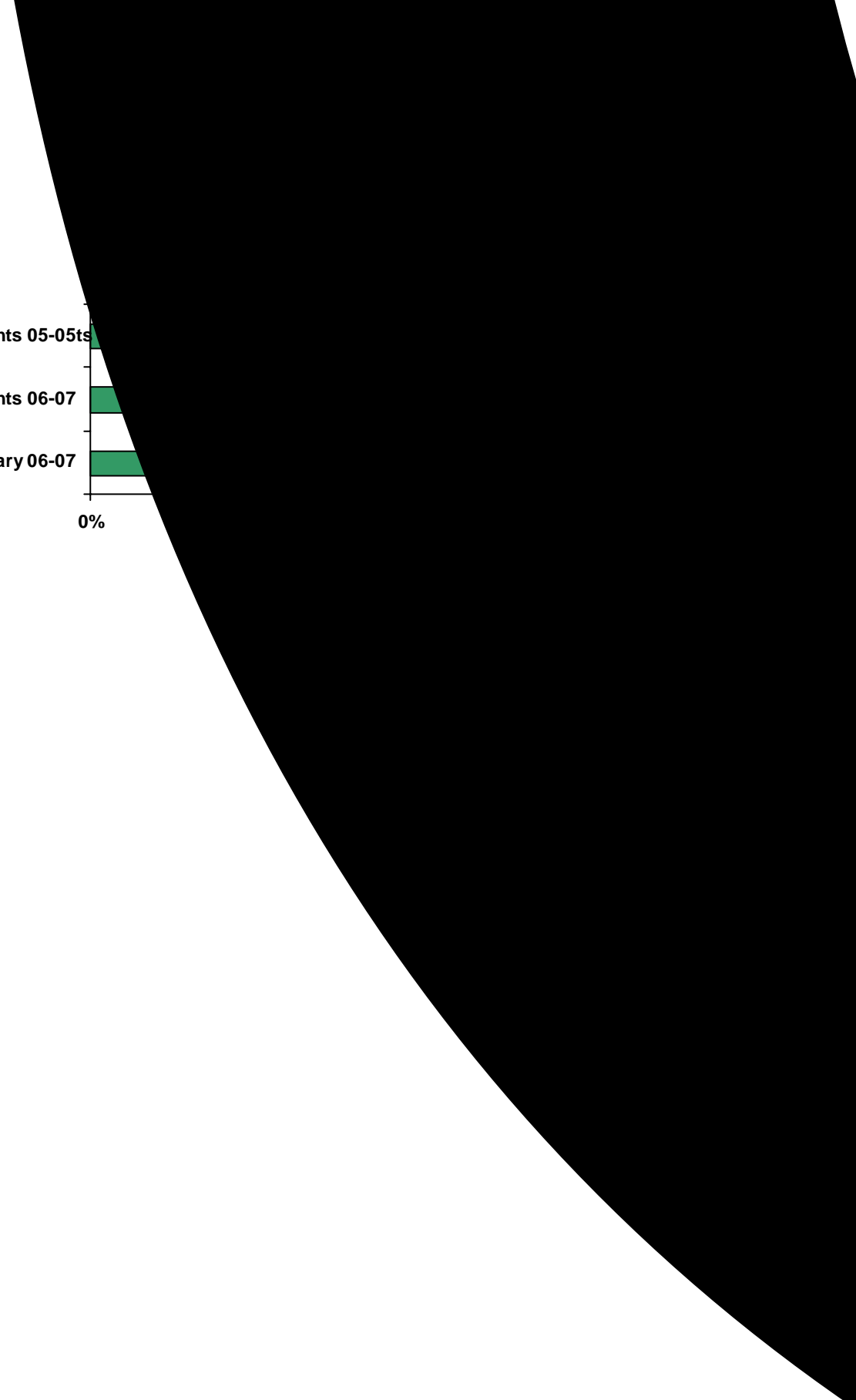


Travis Heights 05-05ts


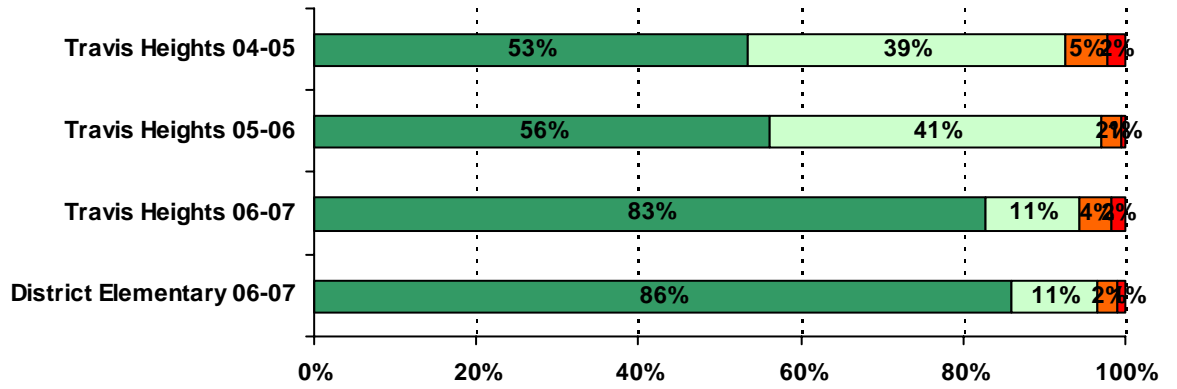
Travis Heights 06-07

District Elementary 06-07

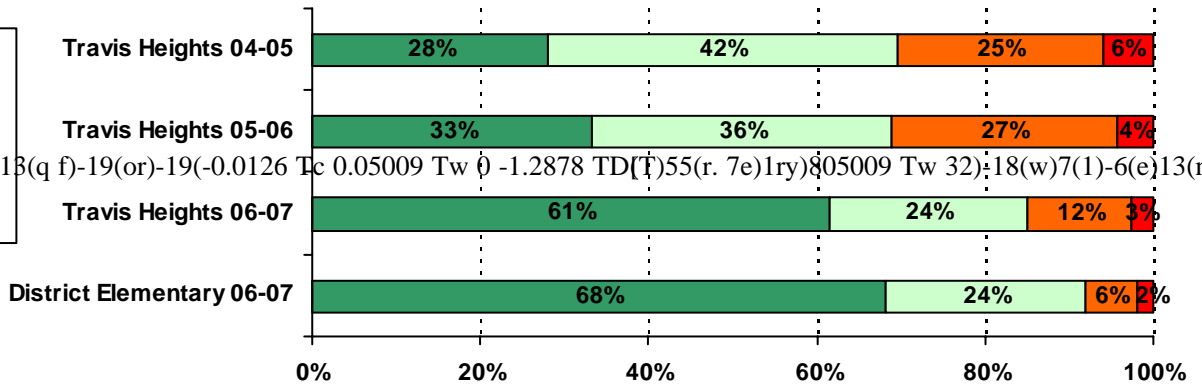
0%




7. The staff in the front office show respect to students.



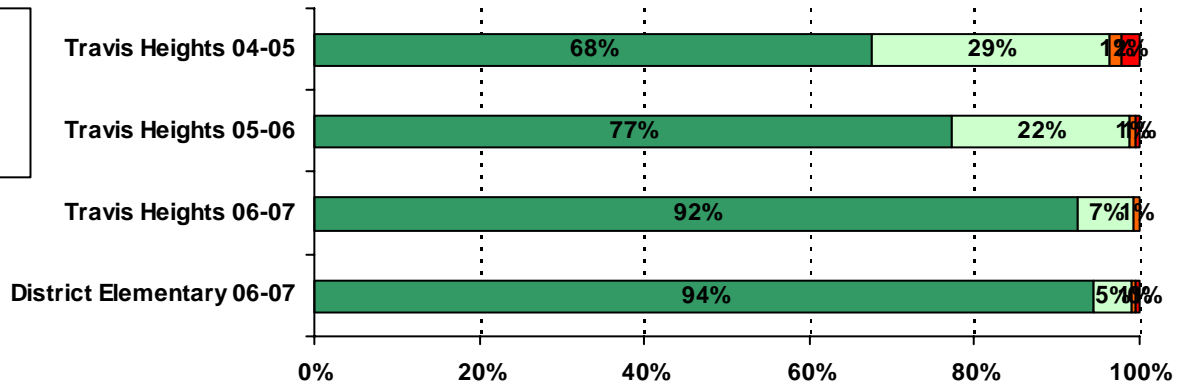
13. My classmates know there are consequences



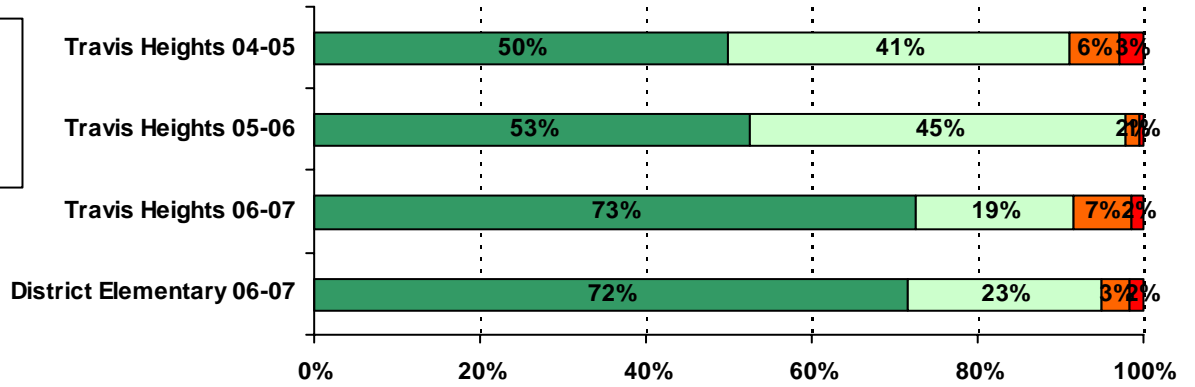
.....
.....
.....
.....



19. My teachers expect me to do my best work.



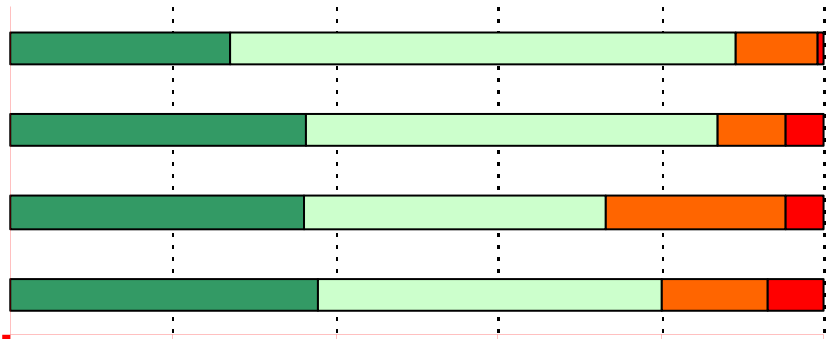
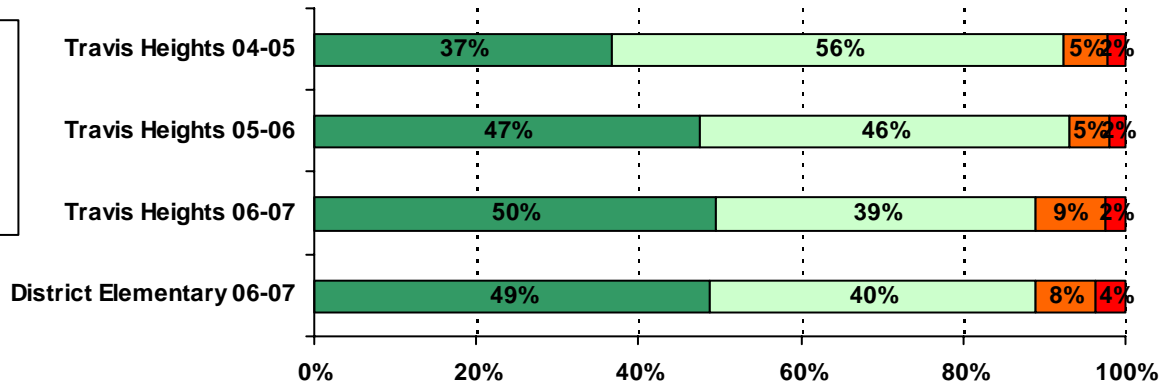
20. My teachers challenge me to do better.

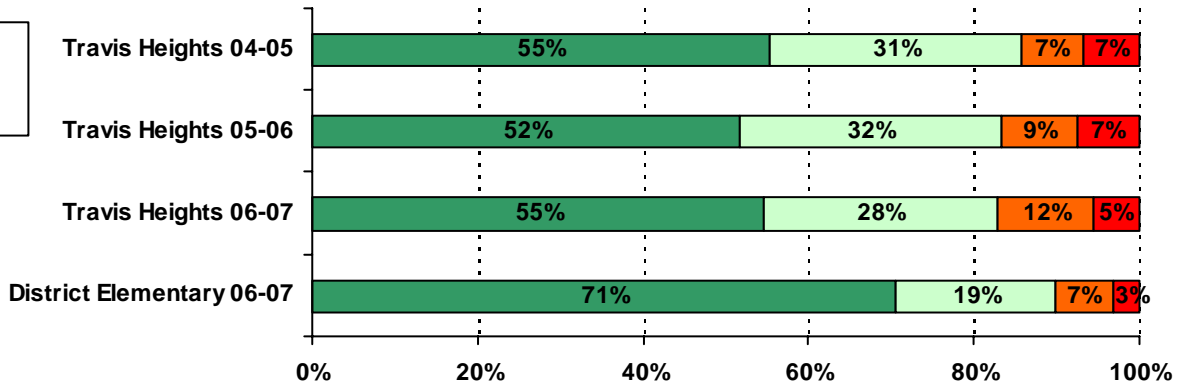



21. My teachers expect me to finish my homework on time.

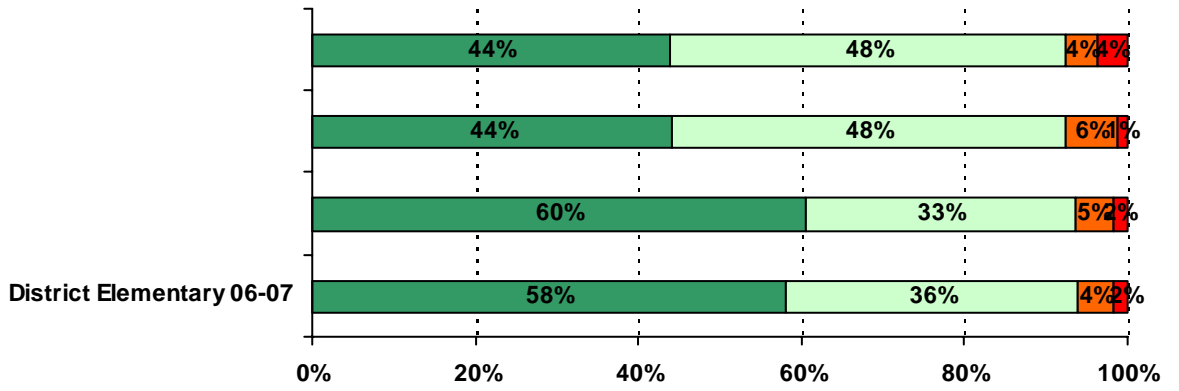
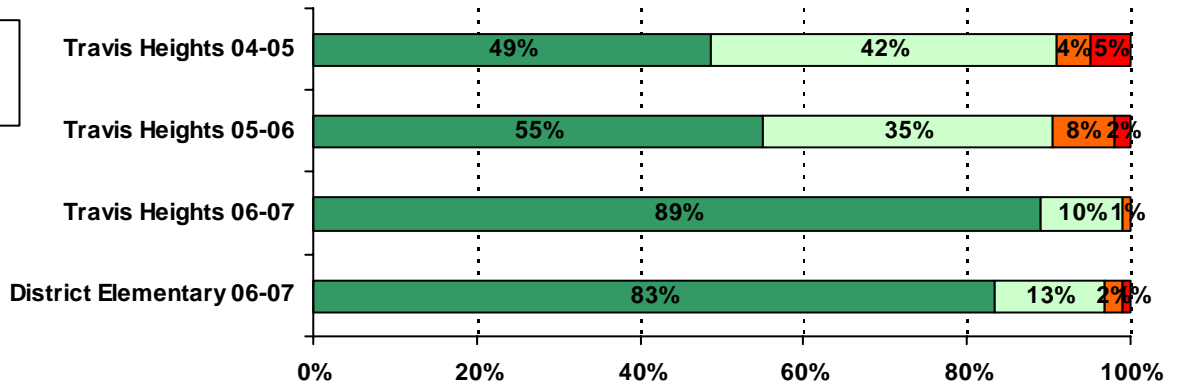


22. I can listen well and understand the thoughts and feelings of other students.

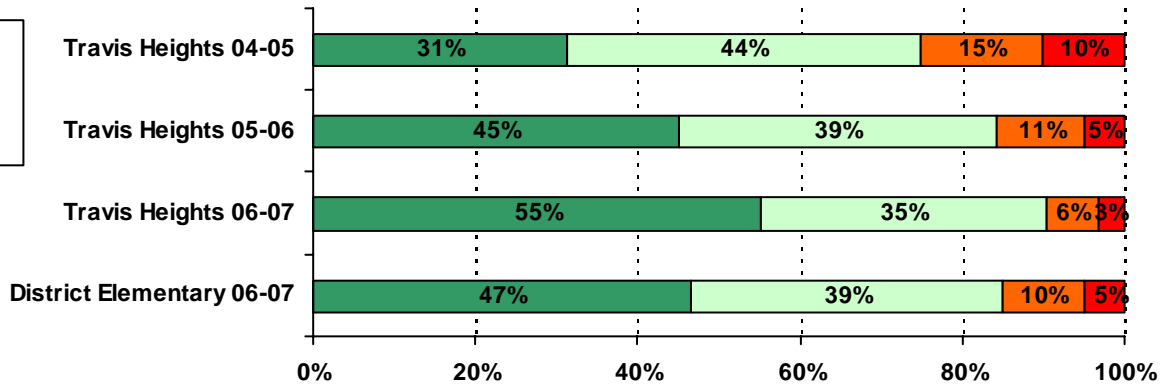




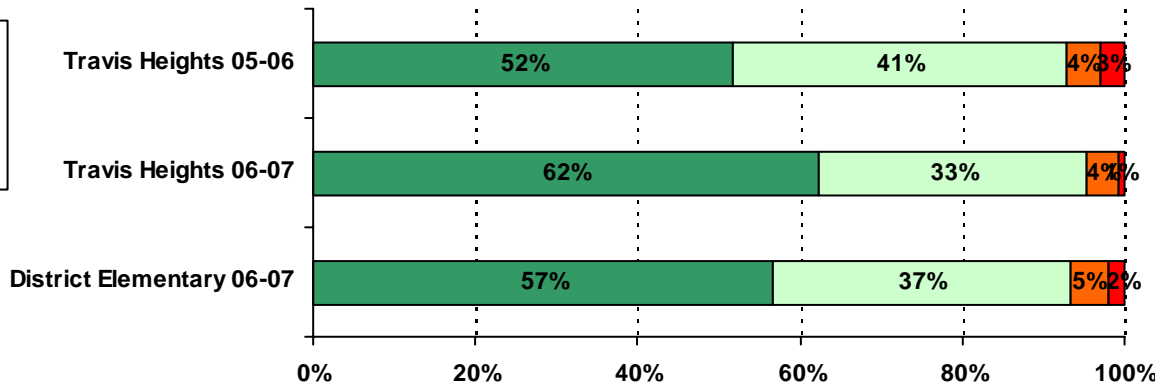
28. My teachers like to teach.



31. Teachers give rewards or praise for good work.

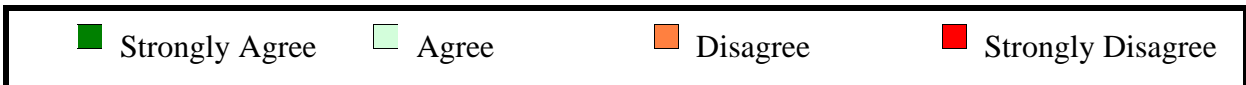
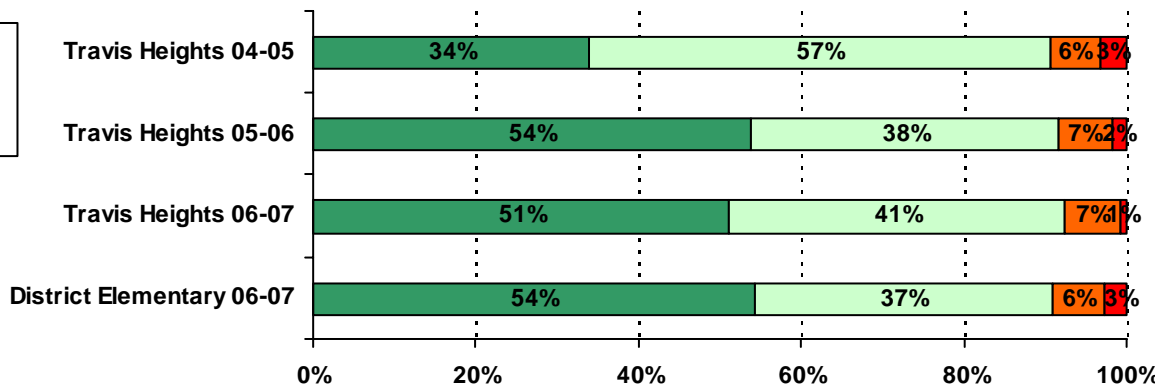


32. I can reach the goals I set for myself.

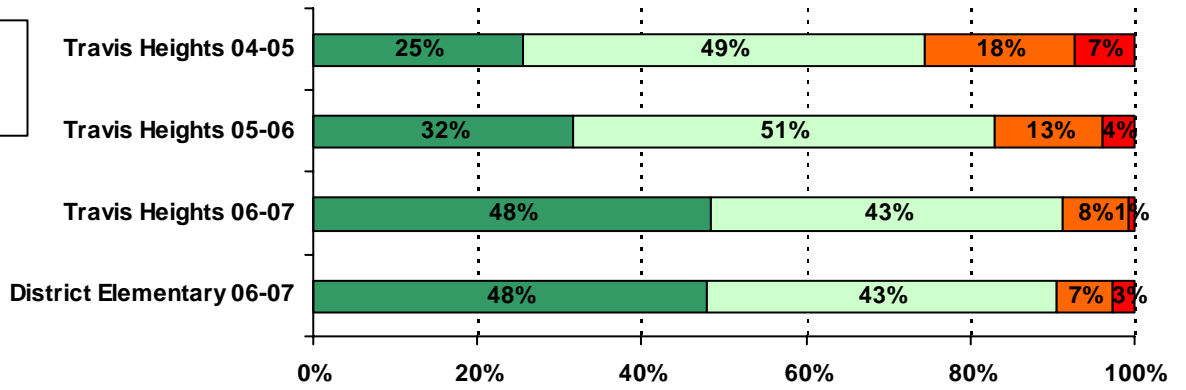


* This item was added to the survey in 2005-2006.

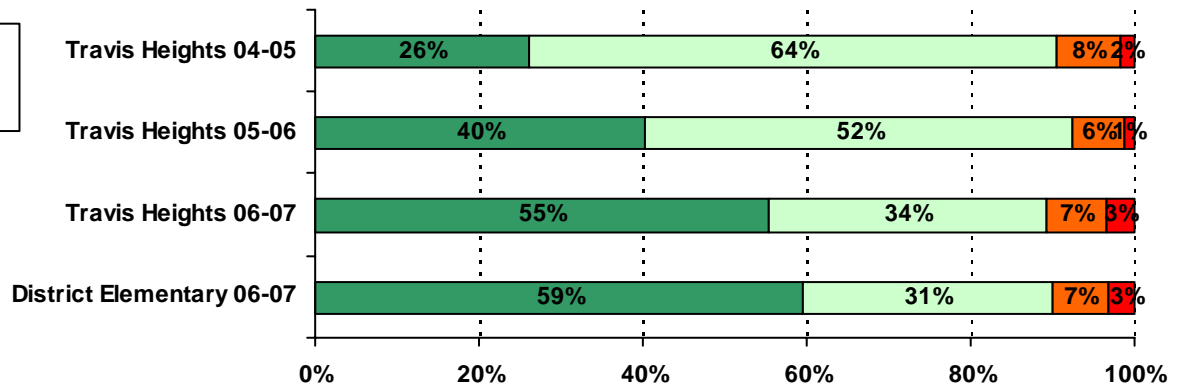
33. I can work well in groups.



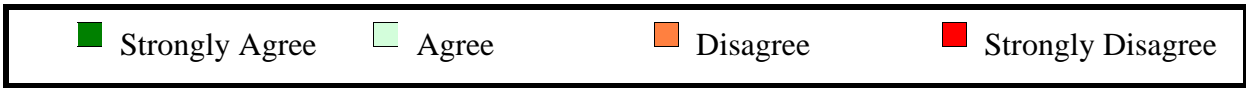
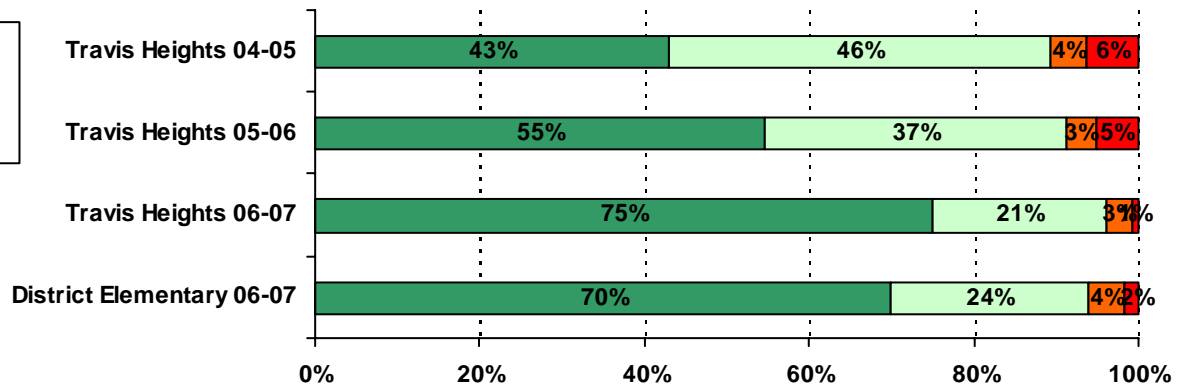
34. I can tell if my work is good.



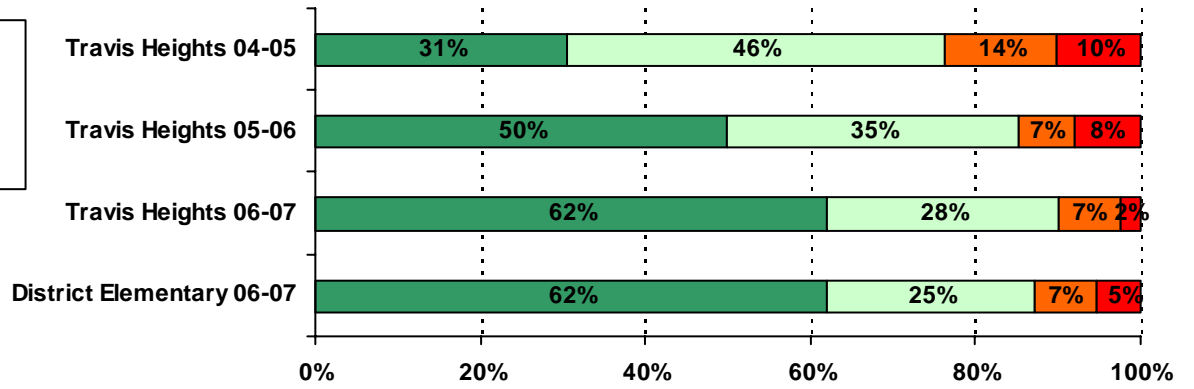
35. I know how I'm doing in school.



36. Teachers give me the help I need with assignments.



37. My teachers understand when I have a personal problem.



38. Teachers help students with personal problems.

