

Research indicates that school climate can either be a positive influence on students' learning environment, or can serve as a significant barrier to students' learning. Researchers have documented that positive ratings of student climate to contribute to factors that help high economically disadvantaged schools "beat the odds" (Voight, Austin & Hanson, 2013). Indeed, students at high-performing AISD schools with high levels of economic disadvantage had more positive ratings of behavioral environment and adult fairness and respect in Spring 2013 than did students at lower performing schools AISD with similar levels of economic disadvantage (Lamb, 2014).

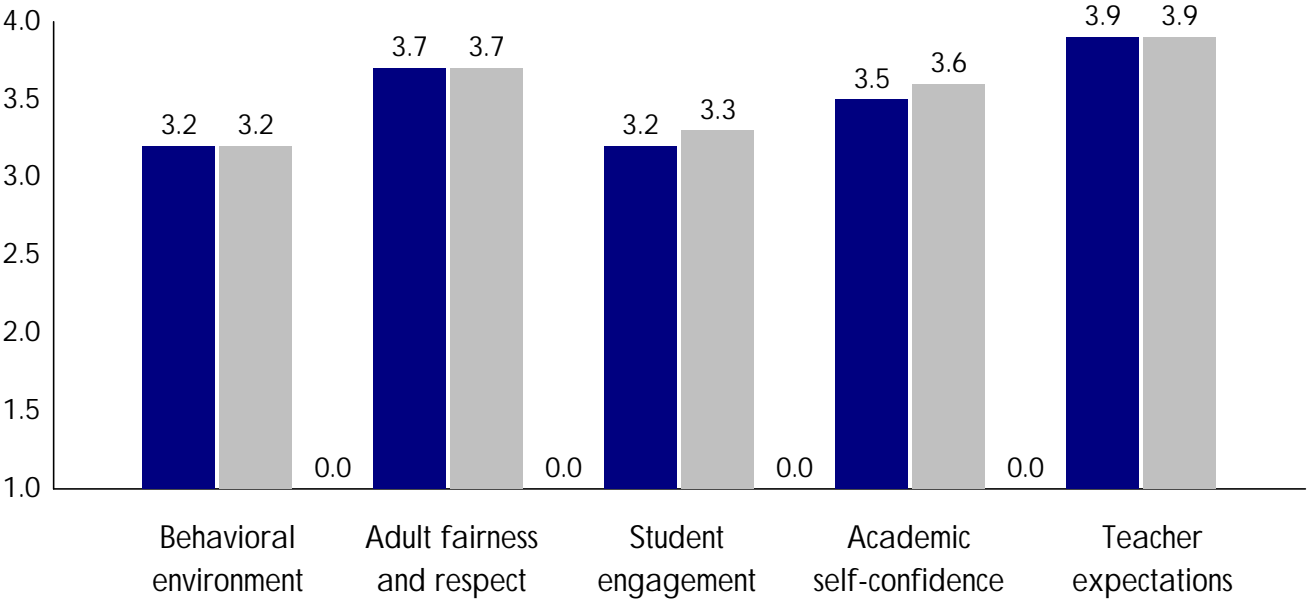
The following tables show the total number of surveys students at Summitt completed in 2013-2014 (Table 1) and the response rate by grade (Table 2).

# of surveys returned	203	16,960
# of students	345	19,770
% of students represented	59%	86%


grade	# of students enrolled	# of responses	response rate
3rd grade	128	43	34%
4th grade	117	93	79%
5th grade	100	67	67%
6th grade	n/a	n/a	n/a%

Students' grade level was self-reported. Population data reflect enrollment as of the PEIMS snapshot date in October 2012.  
 Lamb, L. M. (2014).


Figure 1. Student Climate Survey Subscales for Summitt and all Elementary Schools, 2013-2014



Summitt's highest score on the 2013-2014

- 
- |  |  |
|--|--|
| <ol style="list-style-type: none"><li>1. My classmates show respect to each other.</li><li>2. My classmates show respect to other students who are different.</li><li>3. I am happy with the way my classmates treat me.</li><li>13. Students at my school follow the school rules.</li><li>14. I feel safe at my school.</li><li>15. Students at this school treat teachers with respect.</li><li>29. My classmates behave the way my teachers want them to.</li><li>30. Our classes stay busy and do not waste time.</li><li>31. Students at my school are bullied (teased, messed with, threatened by other students).*</li></ol> |  |
|--|--|

Behavioral environment average	
--------------------------------	--






% Yes	76%	72%	71%	77%
% No	2%	2%	1%	2%
% Maybe	22%	26%	28%	22%

To view the district summary report or additional survey results from 2013-2014 or before, visit:  
<http://www.austinisd.org/dre/district-campus-surveys>

- 18. I am/was well prepared to take the TAKS/STAAR.
- 31. Students at my school are bullies (tease, mess with, threaten other students).
- 33. My teachers push me to think hard about things we read.
- 34. My teachers push everybody to work hard.
- 36. A lot of teachers at this school know who I am.

- 18. I am/was well prepared to take the STAAR.
- 31. Students at my school are bullied (teased, messed with, threatened by other students).
- 33. My teachers expect me to think hard about the things we read.
- 34. My teachers expect everybody to work hard.
- 36. Teachers at this school know who I am.

Appendix B. Percentage of a lot of the time and Sometimes Responses by Item and Level, 2012-2013 through 2013-2014

	Summitt 2012-2013	2013-2014	All Elementary Schools 2013-2014
1. My classmates show respect to each other.	91%		
2. My classmates show respect to other students who are different.	90%		
3. I am happy with the way my classmates treat me.	87%		
4. Teachers at this school care about their students.	98%		
5. Adults at this school listen to student ideas and opinions.	92%		
6. Adults at this school treat all students fairly.	94%		
7. The staff in the front office show respect to students.	98%		
8. There is at least one adult at my school who I would go to if I have a problem.	91%		
9. I like to come to school.	84%		
10. The consequences for breaking the school rules are the same for everyone.	91%		
11. My teachers make sure the students follow the rules.	98%		
12. My teachers believe I can learn.	97%		
13. Students at my school follow the school rules.	87%		
14. I feel safe at my school.	93%		
15. Students at this school treat teachers with respect.	93%		
16. I can do even the hardest schoolwork if I try.	92%		
17. I enjoy doing my schoolwork.	79%		
18. I am/was well prepared to take the STAAR.**	92%		
19. I try hard to do my best work.	98%		
20. My teachers believe I can do well in school.	99%		
21. My teachers like to teach.	98%		
22. I feel successful in my schoolwork.	95%		
23. I can reach the goals I set for myself.	93%		
24. My homework helps me learn things I need to know.	88%		
25. My schoolwork makes me think about things in new ways.	85%		
26. I have fun learning in my classes.	89%		
27. My teachers are fair to everyone.	94%		
28. My teachers connect what I am doing to my life outside the classroom.	76%	76% (88%) Tj 0 -14.45	76% (85%) Tj 0 -14.45
29. My classmates behave the way my teachers want them to.	94%		
30. Our classes stay busy and do not waste time.	84%		
31. Students at my school are bullied (teased, messed with, threatened by other students).*,**			
32. When bullying is reported to adults at my school, they try to stop it.			
33. My teachers expect me to think hard about the things we read.**	87%		
34. My teachers expect everybody to work hard.**	91%		
35. My teachers expect my best effort.			
36. Teachers at this school know who I am.**			
37. I receive recognition or praise for doing good work.			
38. My teachers know what I am good at.			