



2013 2014 AISD Parent Survey St Elmo Elementary School

Strong relationships among staff, students, and parents are critical to student success. These survey results provide campuses with feedback on how parents feel about their treatment by school staff, the school's educational environment, and various school based opportunities parents would like for their children. The following report contains the results of the 2013 2014 Parent Survey for Austin Independent School District (AISD) for St Elmo Elementary School. The district report can be found at: www.austinisd.org/dre.

Demographic Information

Table 1. Number of respondents for St Elmo Elementary School, 2013 2014

	St Elmo Elementary School	All Elementary Schools
# of surveys returned	103	13,920
# of students	317	47,787
% of students represented	32	29

Table 2. Distribution of respondents and students by ethnicity and race, 2013 2014

	% of respondents	% school population
Ethnicity		
Hispanic/Latino	81	84
Race		
American Indian/Alaskan Native	4	19
Asian	0	2
Black/African American	3	6
Native Hawaiian/Other Pacific Islander	0	0
White	17	80

Table 3. Distribution of respondents relative to St Elmo's population, 2013 2014


Grade	% of respondents	% school population
EE	0	1
PK	15	11
K	12	18
1st	2	16
2nd	12	14
3rd	25	18
4th	7	12
5th	27	11
6th	0	0



Note. Students' grade and ethnicity were self reported. Ethnicity and race designations allows respondents to first select his/her ethnicity (Hispanic/Latino or non Hispanic/Latino) and one or more of five race values. Percentages may not equal 100%. Population data reflect enrollment as of the October 2013 PEIMS snapshot date.

Christian M. Bell, Ph.D.
DRE Publication 13.44

Item Results

School Staff	% Agree/Strongly agree St Elmo 2013 2014	% Agree/Strongly agree All Elementary Schools 2013 2014
The principal...		
treats me with courtesy and respect.	95	98
treats my child with courtesy and respect.	95	99
provides me with opportunities for two way communication (phone calls, meetings, emails, etc.).	94	97
is leading the school in the right direction academically.	96	98
The assistant principal...		
treats me with courtesy and respect.	100	98
treats my child with courtesy and respect.	99	98
provides me with opportunities for two way communication (phone calls, meetings, emails, etc.).	98	97
The teachers...		
treat me with courtesy and respect.	99	99
treat my child with courtesy and respect.	99	99
have helped me to become more involved in my child's education.	99	98
value my input in academic decisions about my child.	98	98
provide me with opportunities for two way communication (phone calls, meetings, emails, etc.).	99	98
have my child's best interest in mind when it comes to academic achievement.	98	98
provide my child with a high quality learning environment.	99	98





Superintendent	% Agree/Strongly agree St Elmo		% Agree/Strongly agree All Elementary Schools	
	2013	2014	2013	2014
The Superintendent does a good job asking for input from parents.	98		95	
The Superintendent does a good job communicating with parents.	98		95	
The Superintendent does a good job managing the district's budget and staffing needs.	92		95	
The Superintendent has made a positive impact on students' academic progress.	96		95	

District office staff and district systems	% Agree/Strongly agree St Elmo		% Agree/Strongly agree All Elementary Schools	
	2013	2014	2013	2014
Staff at the district's main offices are responsive to my needs.	98		96	
Staff at the district's main offices treat me with courtesy and respect.	100		97	
AISSD's online Parent Cloud / Parent Connection / Gradespeed system helps me to monitor my child's academic progress.	98		97	
The district's automated phone calls are a good source of information for me.	99		98	
The district's website is a good source of information for me.	96		96	