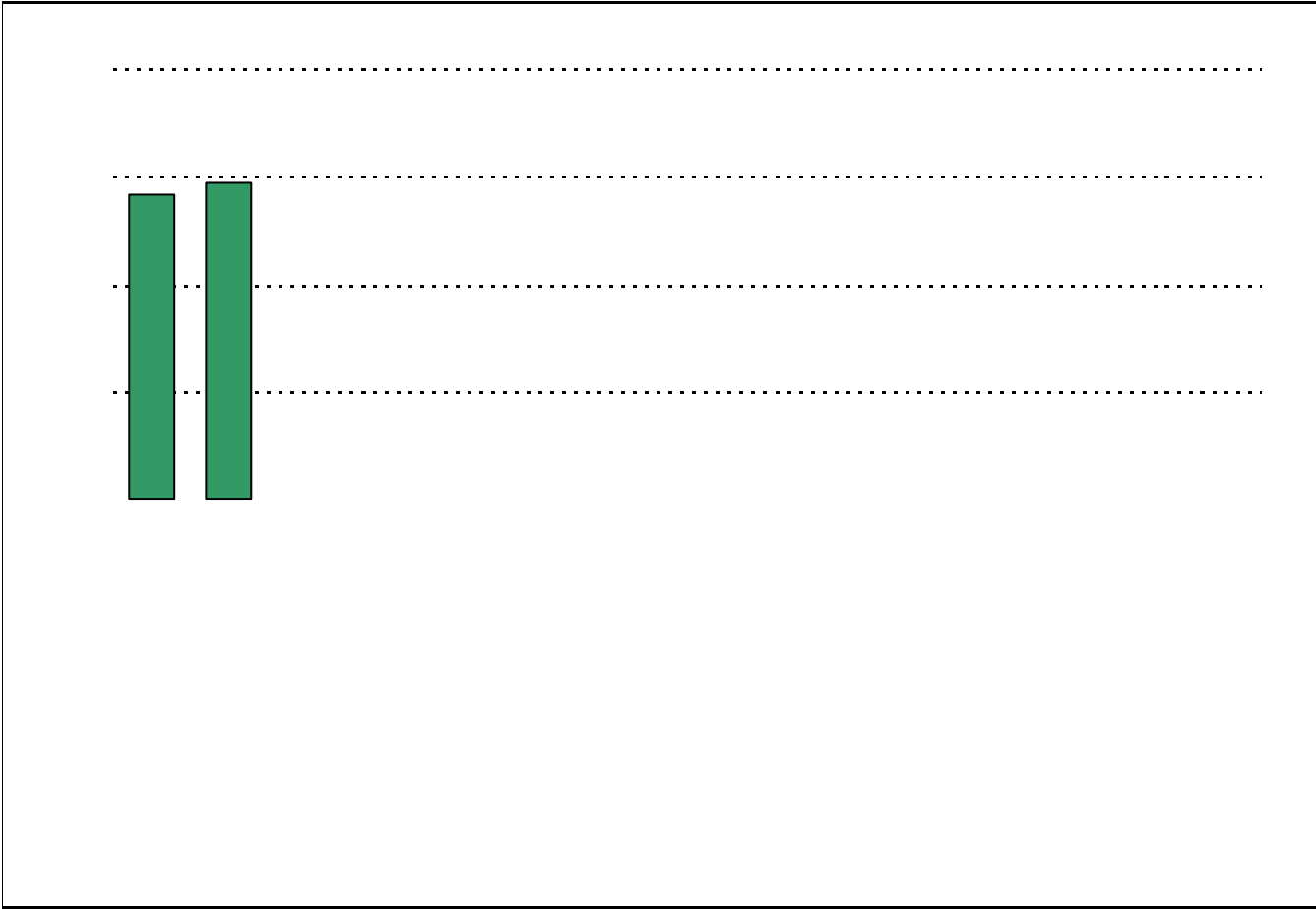


How many parents responded to the survey in 2004-2005 and 2005-2006, and how does this compare to the number of students in the population each year?

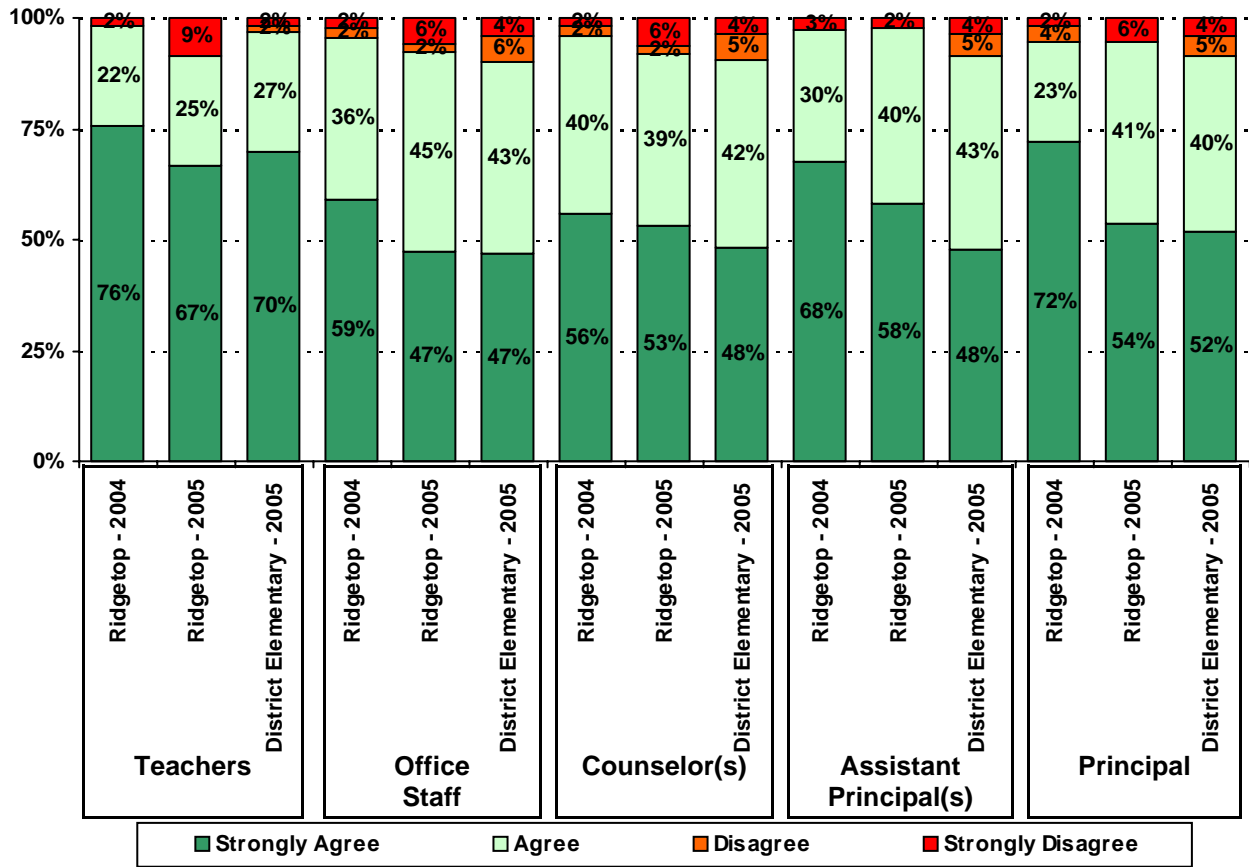
	Campus	District EL	District MS	District HS
	63			
	226			
	63			
	234			

Grade	% of Students, as Reported by Campus Parent Respondents	% of Students in Campus Population
EC	0.0%	5.6%
PK	0.0%	10.7%
K	2.6%	19.2%
1st	20.5%	18.8%
2nd	23.1%	10.7%
3rd	23.1%	11.1%
4th	12.8%	12.0%
5th	17.9%	12.0%
6th	N/A	N/A

USING THE RESULTS OF THE AISD PARENT SURVEY

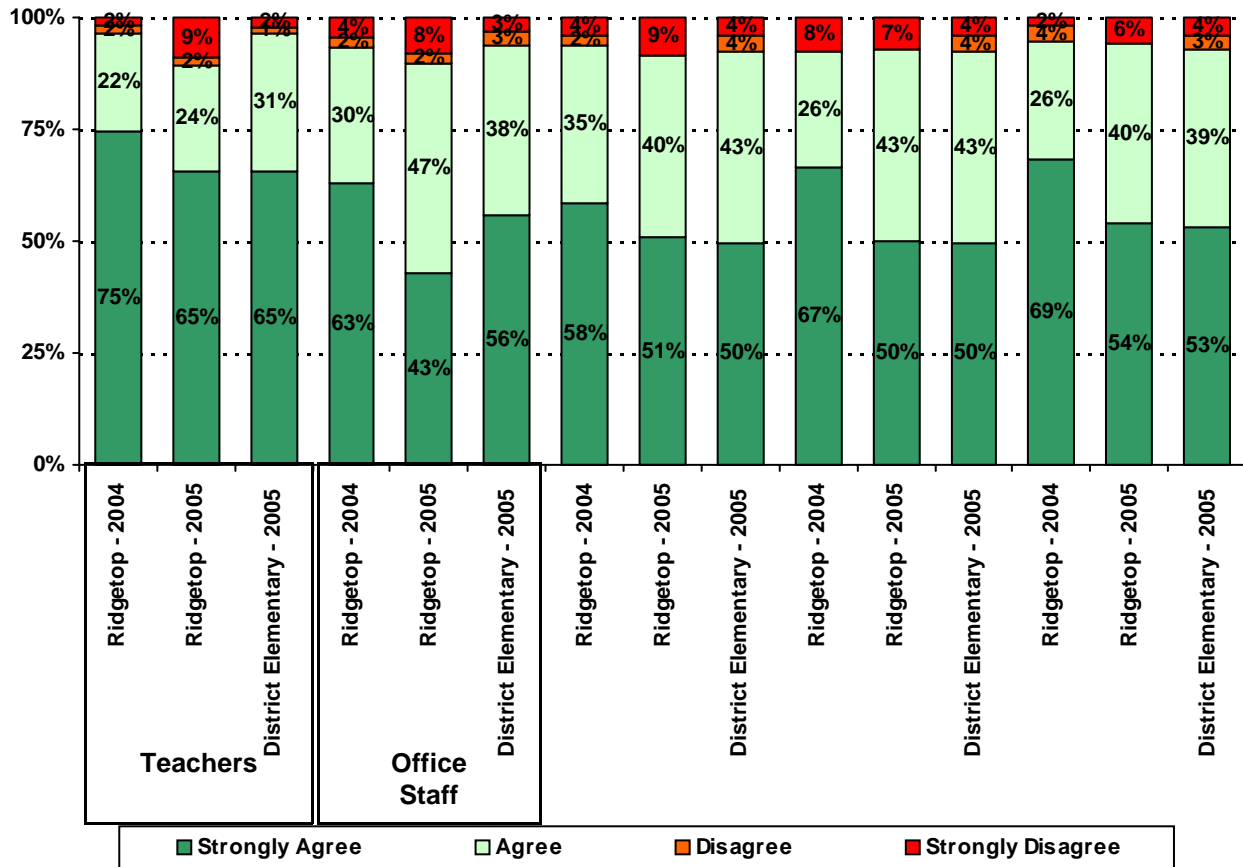


6. The following school staff have helped me to become more involved in my child's education.

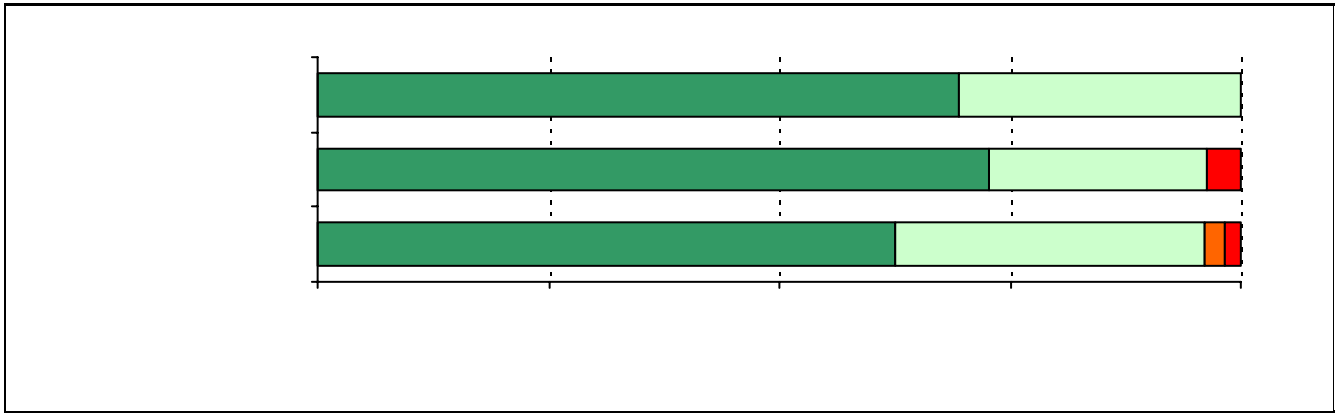


Legend: Strongly Agree (Dark Green), Agree (Light Green), Disagree (Orange), Strongly Disagree (Red)


7. The following school staff welcome my input in academic decisions about my child.



Legend: Strongly Agree (Dark Green), Agree (Light Green), Disagree (Orange), Strongly Disagree (Red)




.....



Required

A rectangular box with a solid black border, containing four horizontal dotted lines spaced evenly from top to bottom. The lines are intended for writing text.

Disagree Strongly



Number of Ridgetop Elementary School Parent Responses, by Response Option
(Continued)

		Strongly Agree	Agree	Disagree	Strongly Disagree	Don't Know/NA
11a.	n = 57	30	19	0	4	4
11b.	n = 57	37	15	0	3	2
11c.	n = 55	34	17	0	4	0
11d.	n = 56	37	15	0	4	0
11e.	n = 56	33	17	0	4	2
11f.	n = 56	38	14	0	4	0
11g.	n = 55	32	18	0	5	0
11h.	n = 51	27	19	1	2	2
11i.	n = 51	25	13	4	3	6
12a.	n = 56	25	20	1	4	6
12b.	n = 54	27	17	1	3	6
12c.	n = 55	28	17	3	4	3
12d.	n = 56	24	16	3	5	6
12e.	n = 55	27	22	1	4	1
12f.	n = 55	26	21	1	5	2
13a.	n = 56	38	13	0	4	1
13b.	n = 54	28	19	1	3	3
13c.	n = 54	26	17	2	4	5
13d.	n = 52	26	13	3	4	6
13e.	n = 55	37	14	0	3	1
14.	n = 52	<p><i>Item 14 did not use the "Strongly Agree" to "Strongly Disagree" scale. Numbers below reflect the number of parents selecting each goal. These numbers will not sum to the total number of item respondents because parents may select multiple goals.</i></p>				
		High School diploma	Certificate/ Associates degree	Bachelors degree	Graduate/ Professional degree	Military service
		42	19	32	29	6