

## OVERVIEW

This report summarizes the responses from your school's AISD Student Climate Survey over the last three years, and provides the current year results for all AISD schools at your level. The climate survey measures three dimensions of a school's overall climate, calle

<i>Dimension and Subscale</i>	Pearce 04-05	Pearce 05-06	Pearce 06-07	All Middle Schools 06-07
<b>Behavioral Environment</b>	<b>2.35</b>	<b>2.35</b>	<b>2.62</b>	<b>2.91</b>
<i>Peer Behavior</i>	2.17	2.04	2.50	2.75
<i>Behavioral Expectations</i>	2.75	2.76	2.90	3.16
<i>School Safety and Cleanliness</i>	2.23	2.38	2.51	2.91
<b>Adult/Student Interactions</b>	<b>2.61</b>	<b>2.63</b>	<b>2.75</b>	<b>2.90</b>
<i>Teacher Support and Engagement</i>	2.71	2.71	2.72	2.81
<i>Adult Fairness and Respect</i>	2.55	2.55	2.77	2.97
<b>Academic Environment</b>	<b>2.93</b>	<b>2.90</b>	<b>2.99</b>	<b>3.20</b>
<i>Academic Standards</i>	3.25	3.21	3.20	3.47
<i>Academic Self-Confidence</i>	2.84	2.82	2.93	3.13



### ***Behavioral Expectations:***

Three items comprise this subscale, which measures the clarity and enforcement of school rules and the consequences for rule violations. Average scores for each item and for the subscale are reflected in the table below.

Average Response for Behavioral Expectations Items

<i>Behavioral Expectations Items</i>	Pearce 04-05	Pearce 05-06	Pearce 06-07	All Middle Schools 06-07
9. Everyone knows what the school rules are.	2.67	2.74	2.69	2.89
12. My teachers always make sure that students follow the rules.	2.84	2.80	2.95	3.25
13. My classmates know there are consequences for breaking the rules.	2.71	2.84	3.03	3.29
<b>Behavioral Expectations Average</b>	<b>2.75</b>	<b>2.76</b>	<b>2.90</b>	<b>3.16</b>

### ***School Safety and Cleanliness:***

The three items on this subscale indicate the degree to which students feel safe at school and perceive the school as clean. Average scores for each item and for the subscale are reflected in the table below.

Average Response for School Safety and Cleanliness Items

<i>School Safety and Cleanliness Items</i>	Pearce 04-05	Pearce 05-06	Pearce 06-07	All Middle Schools 06-07
15. I feel safe at my school.	2.24	2.38	2.48	2.95
16. This school is clean.	2.13	2.26	2.52	2.82
17. I feel safe on the school property.	2.30	2.47	2.50	2.96
<b>School Safety and Cleanliness Average</b>	<b>2.23</b>	<b>2.38</b>	<b>2.51</b>	<b>2.91</b>

---

## **ADULT/STUDENT INTERACTIONS**

Sixteen items on the survey assess the relationship between students and adults on campus, both inside and

<i>Teacher Support and Engagement Items</i>	Pearce 04-05	Pearce 05-06	Pearce 06-07	All Middle Schools 06-07
18. Teachers give rewards or praise for good behavior.	3.00	2.87	2.64	2.58
31. Teachers give rewards or praise for good work.	2.83	2.90	2.60	2.59
27. My teachers are excited about what they teach.	2.59	2.78	2.80	2.95
<b>Teacher Support and Engagement Average</b>	<b>2.71</b>	<b>2.71</b>	<b>2.11</b>	<b>2.11</b>

391.ed arsency.96)5..24che

Average Response for Adult Fairness and Respect Items

<i>Adult Fairness and Respect Items</i>	Pearce 04-05	Pearce 05-06	Pearce 06-07	All Middle Schools 06-07
4. Teachers at this school care about their students.	2.89	2.81	2.97	3.27
5. Adults at this school listen to student ideas and opinions	2.45	2.44	2.67	2.83
6. Adults at this school treat all students fairly.	2.29	2.29	2.60	2.86
7. The staff in the front office show respect to students.	3.11	3.01	3.24	3.30
10. The school rules are fair.	1.94	2.09	2.32	2.58
11. The consequences for breaking school rules are the same for everyone.	2.70	2.62	2.74	2.98
39. I get the grades I deserve on my class work.	2.79	2.85	2.96	3.15
40. My teachers are fair with students.	2.30	2.39	2.69	2.91
41. My teachers are fair to everyone.	2.51	2.53	2.62	2.87
<b>Adult Fairness and Respect Average</b>	<b>2.55</b>	<b>2.55</b>	<b>2.77</b>	<b>2.97</b>

**ACADEMIC ENVIRONMENT**

A total of fourteen items measure the rigor of academic expectations and students' sense of academic efficacy. Two subscales, labeled "Academic Standards" and "Academic Self-Confidence", comprise the dimension called Academic Environment. Results for the subscales and individual items comprising each subscale are presented below. Item numbers in each table correspond to the numbers on the survey.

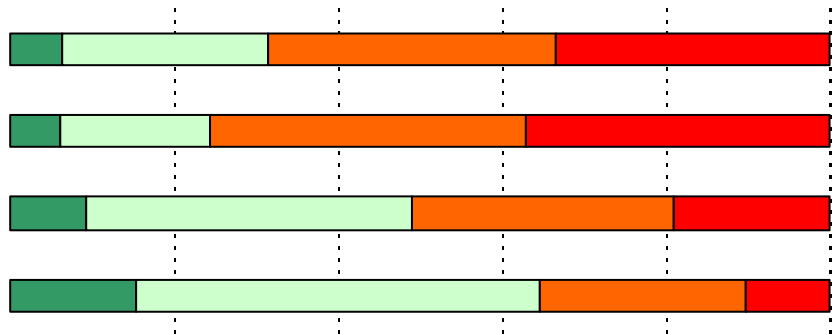
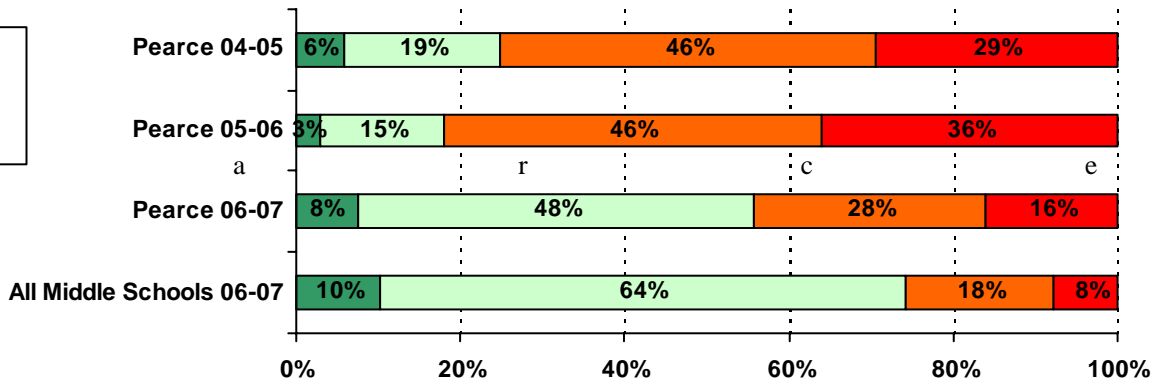
				3.61

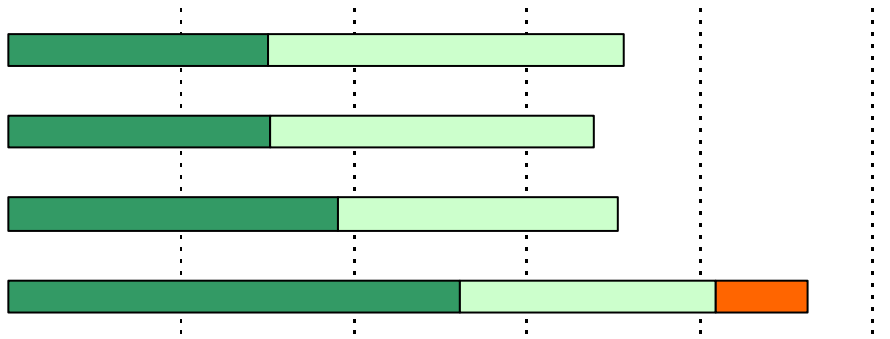
**Academic Self-Confidence:**

This subscale is comprised of eleven items that assess students' motivation, self-efficacy, and acquisition of commu(bs3/TT4 1 Tf10.9842 0 0 10.9842 71.7(c)7.6 T9.9856 0 0 9.9856 7707, )-5s20 10.97.62f-.55e5.41sdeno.1526 TDc

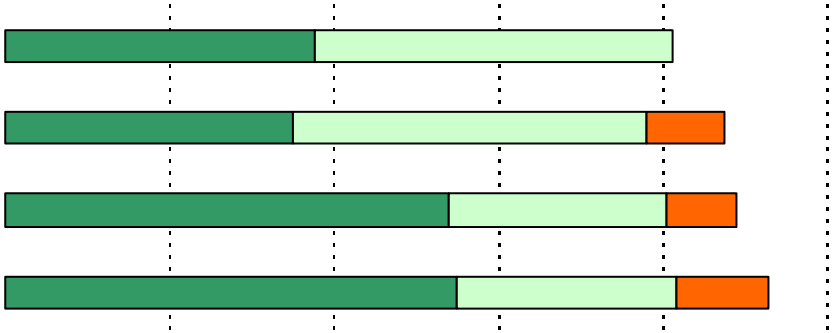
<i>Academic Self-Confidence Items</i>	Pearce 04-05	Pearce 05-06	Pearce 06-07	All Middle Schools 06-07
22. I can listen well and understand the thoughts and feelings of other students.	2.82	2.75	2.84	3.07
23. I can explain my thoughts and feelings clearly in discussions.	2.76	2.66	2.62	2.81
24. I can explain my thoughts and feelings clearly in writing.	2.85	2.81	2.78	2.94
32. I can reach the goals I set for myself.			3.13	3.20
33. I can work well in groups.	2.95	2.94	3.11	3.28
25. I feel/felt well prepared for TAKS.	2.67	2.66	2.79	3.20
30. My teachers show me how to know if my work is good.	2.68	2.64	2.91	3.01
34. I can tell if my work is good.	2.78	2.76	2.96	3.18
35. I know how I'm doing in school.	2.74	2.81	3.01	3.23
26. I try hard to do my best work.	3.27	3.20	3.22	3.43
29. I feel successful in my schoolwork.	2.89	2.96	2.92	3.14
<b>Academic Self-Confidence Average</b>	<b>2.84</b>	<b>2.82</b>	<b>2.93</b>	<b>3.13</b>

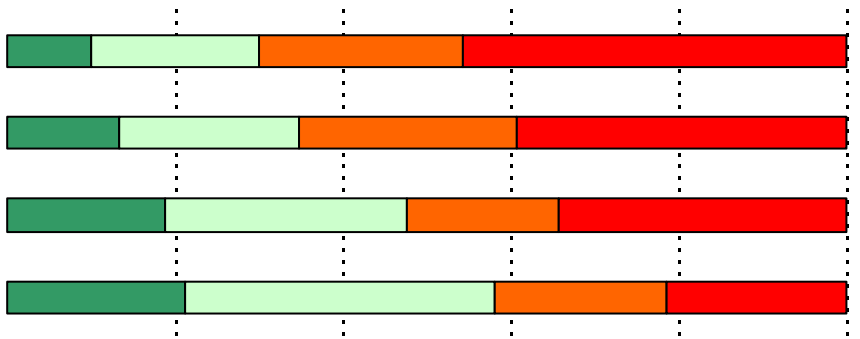
1. My classmates show respect to each other.4



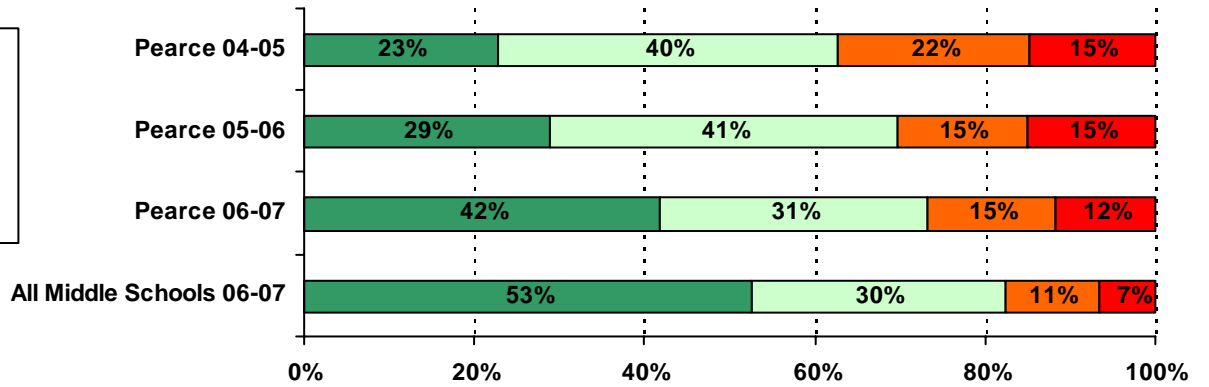




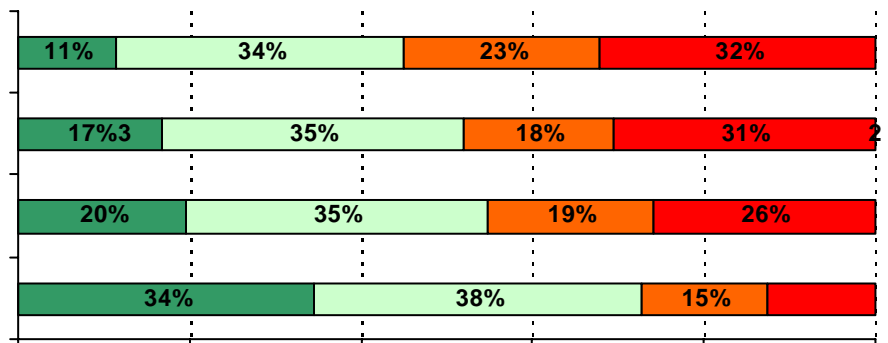
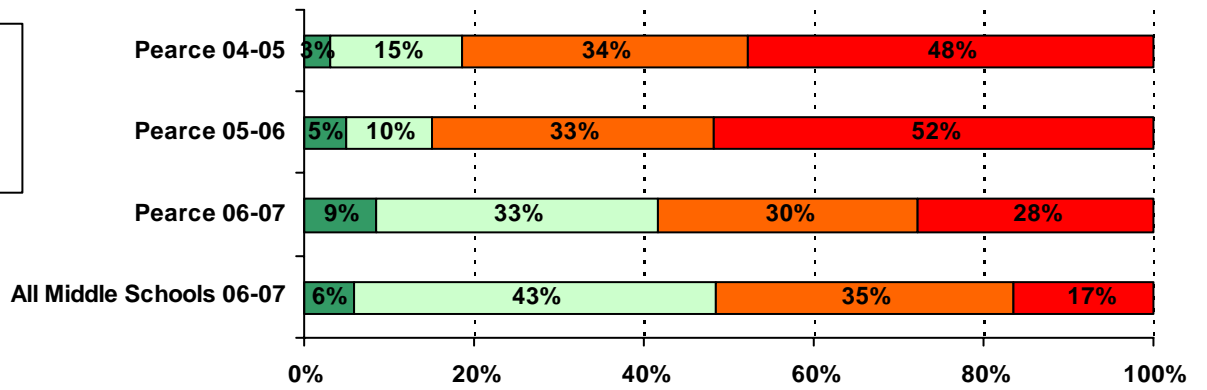


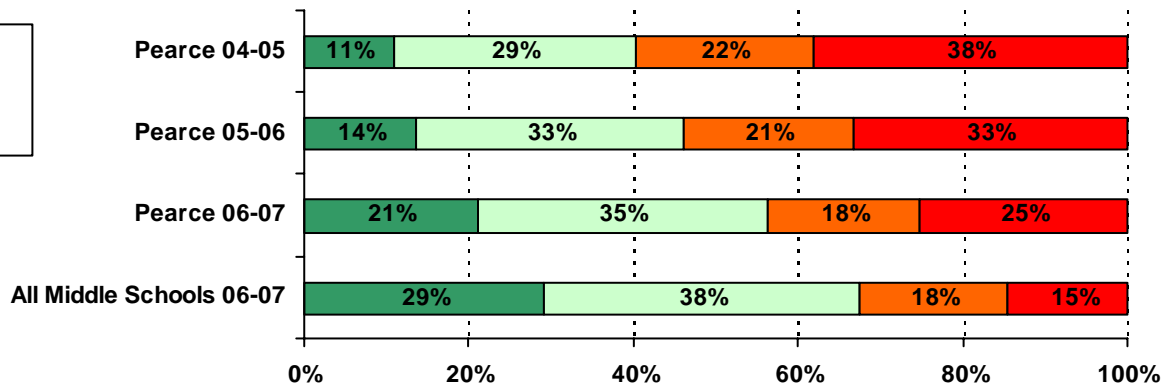



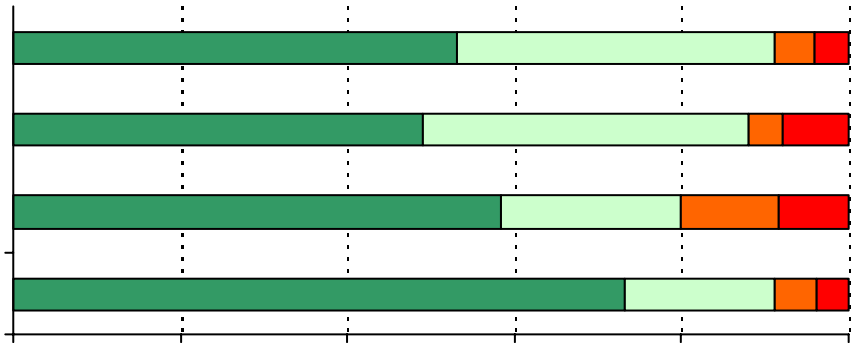
13. My classmates know there are consequences for breaking the rules.



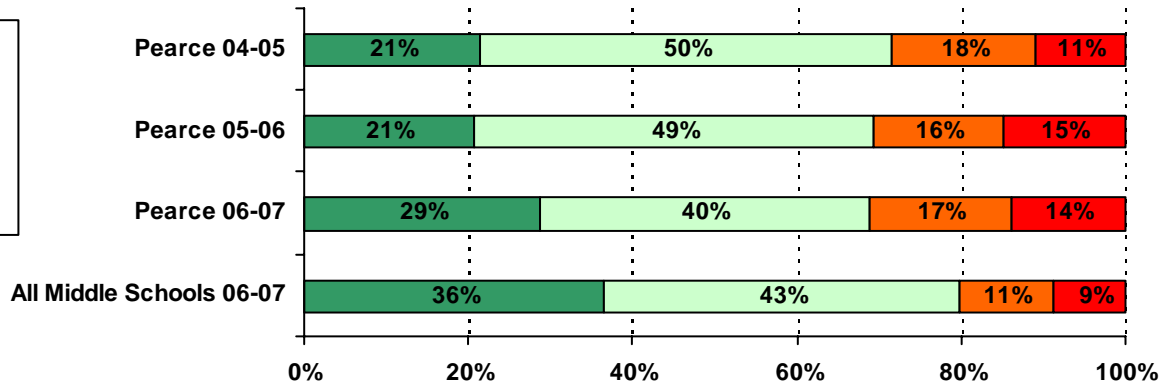
14. Students at my school follow the rules.



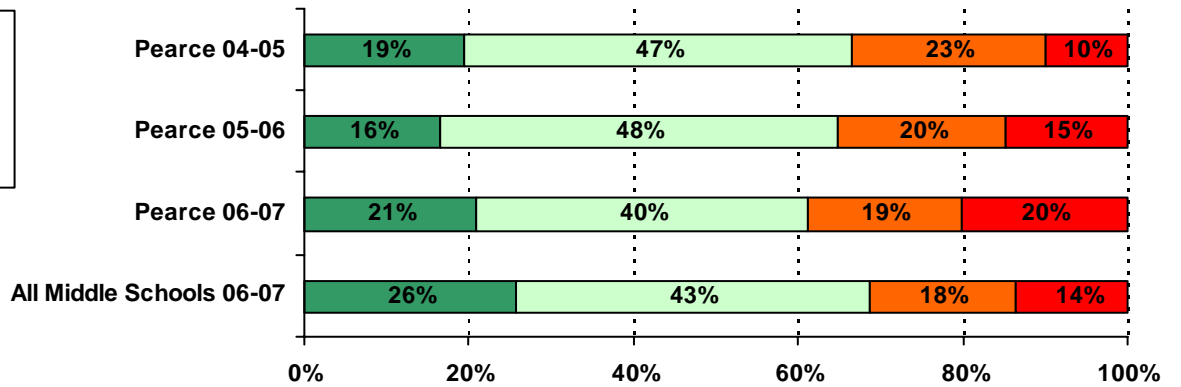




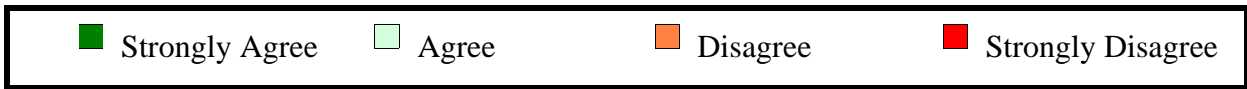
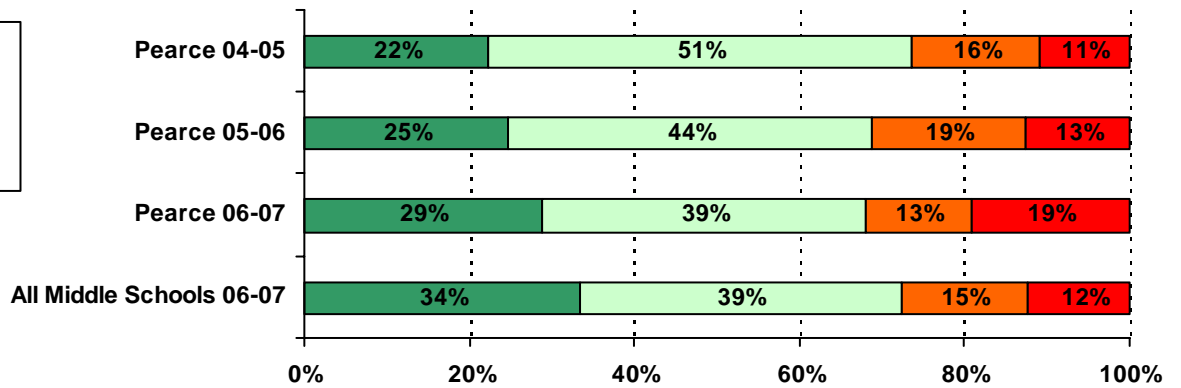
22. I can listen well and understand the thoughts and feelings of other students.



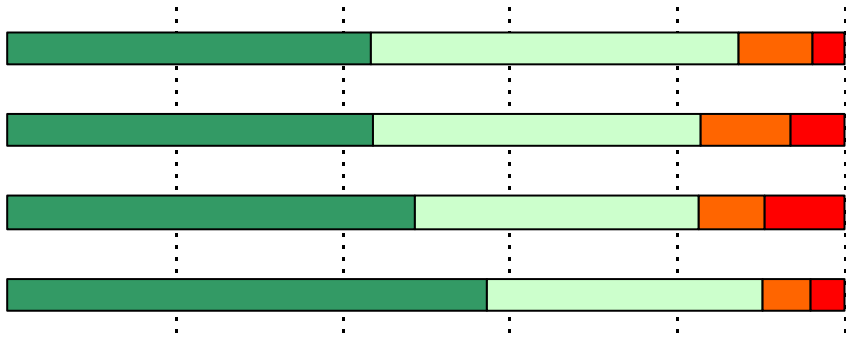
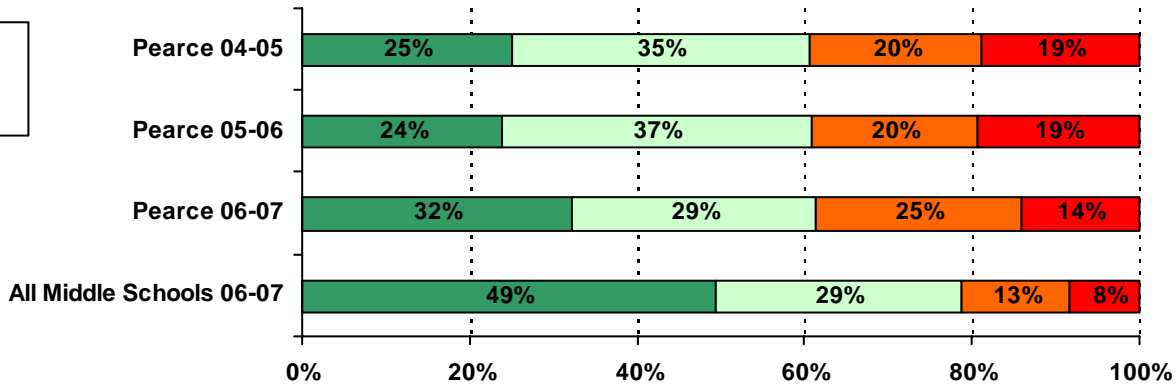
23. I can explain my thoughts and feelings clearly in discussions.



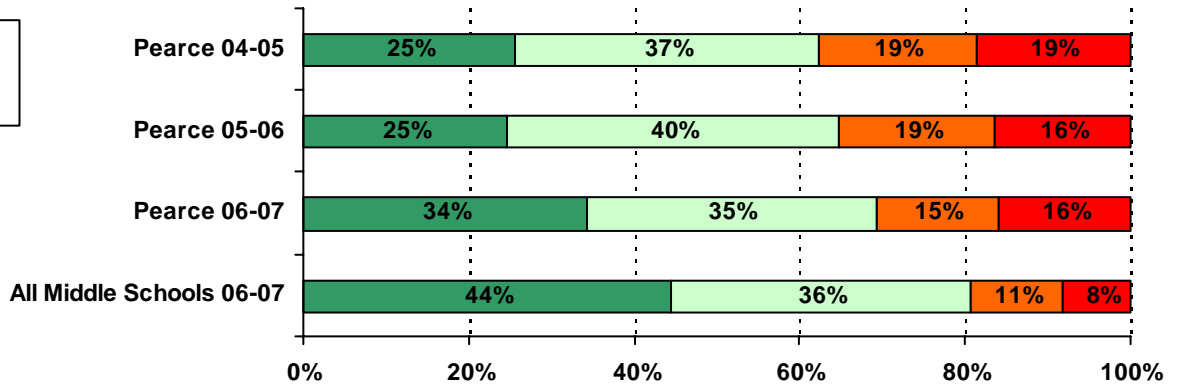
24. I can explain my thoughts and feelings clearly in writing.



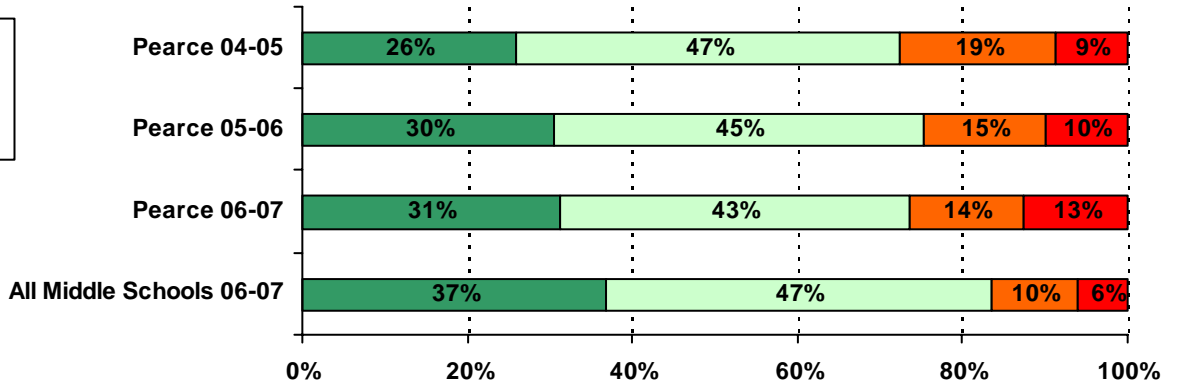
25. I feel/felt well prepared for TAKS.



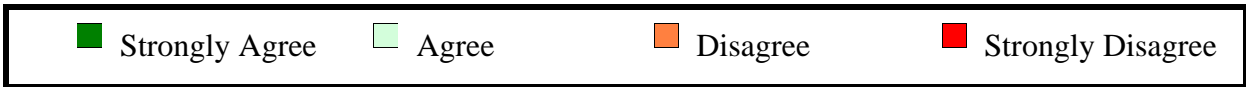
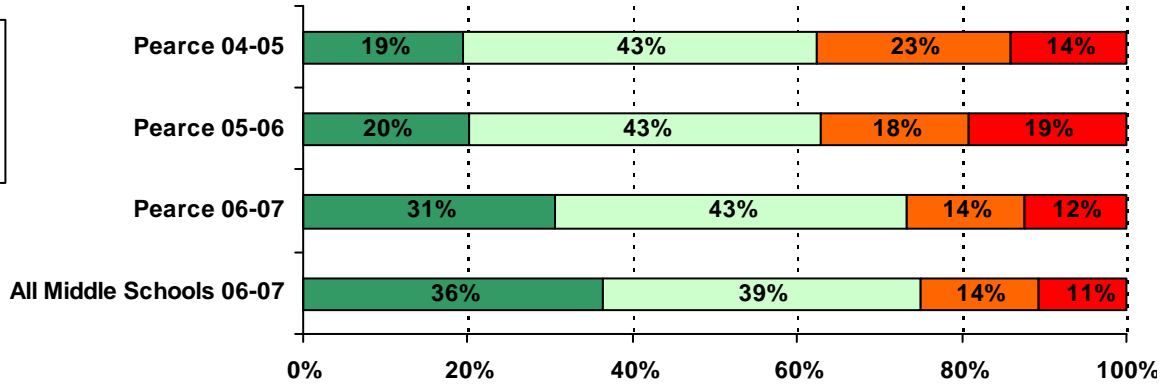
28. My teachers like to teach.



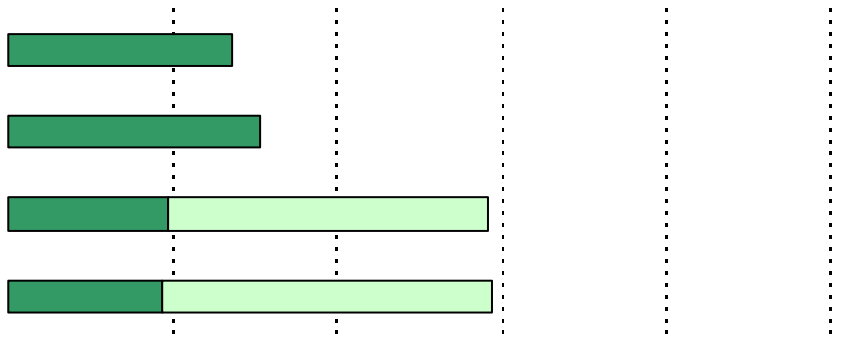
29. I feel successful in my schoolwork.


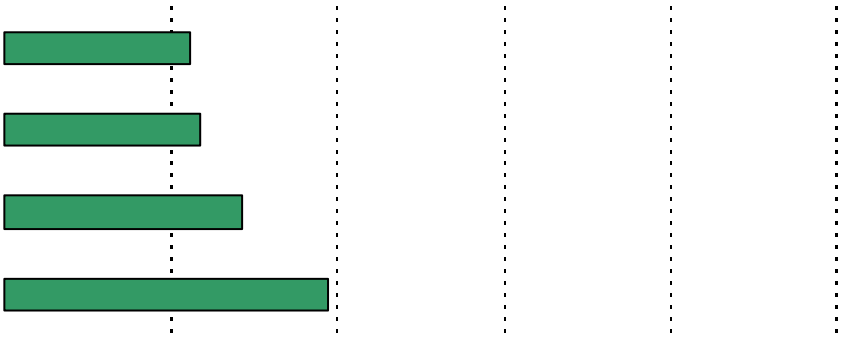


30. My teachers show me how to know if my work is good.

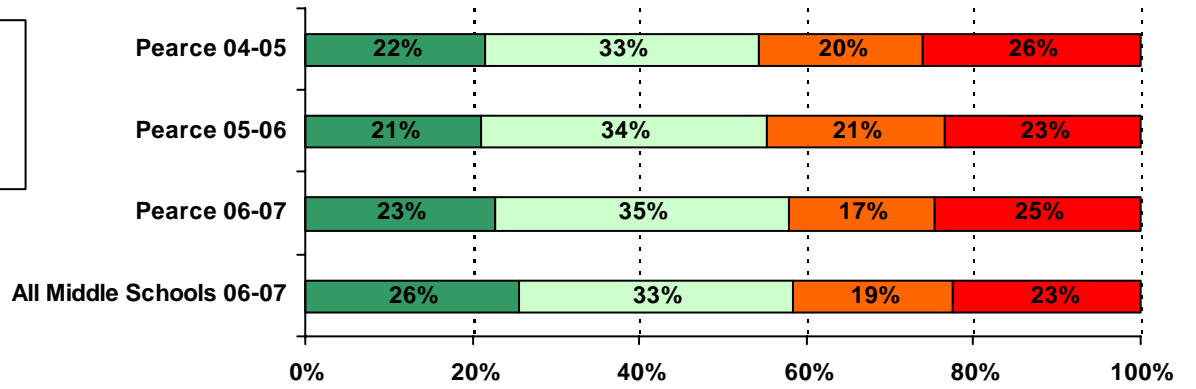
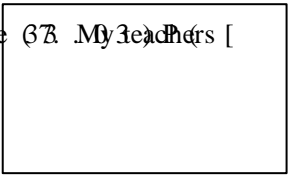








. 6 ) e ( 3 7 . M y 3 e a c h e r s [



40. Most teachers are fair with students.

