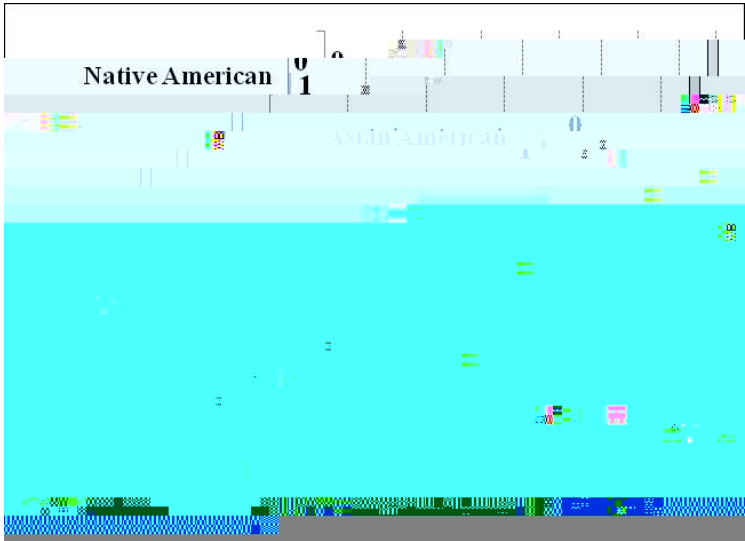


Survey Report



The graph below depicts Overton's parent survey ratings over time, as well as parent survey ratings across all Elementary Schools in 2009-2010. Scores over 3.0 are desirable, as indicated by the red dashed line in the graph below. The first step in improving these characteristics is to examine the score for each area (Figure 2).


Overton's highest score on the 2009-2010 Parent Survey was Teacher Expectations. This measure was new to the 2009-2010 survey and is designed to measure expectations parents believe that teachers have for their children. Research shows that teacher expectations relate to academic achievement. We encourage your campus to continue fostering a positive learning environment with rigorous teacher expectations for all students.

E
t
m
t
R
e
a
c
l

Respectful School Community	2008-09	All Elementary Schools
4. School staff provide me with positive feedback about my child.		3.5
5. School staff treat my child with courtesy and respect.		3.5
6. I feel welcome in my child's classroom.		3.6
16. My child's school is a safe learning environment.		3.5
17a. My child's school principal treats me with courtesy and respect.		3.5
18a. The school assistant principal(s) treat me with courtesy and respect.		3.5
19a. My child's teacher(s) treat me with courtesy and respect.		3.6
20a. My child's counselor(s) treat me with courtesy and respect.		3.5
21a. Office staff treat me with courtesy and respect.		3.5
23h. School staff provided me with enough information about handling complaints and concerns.		3.3
Respectful School Community subscale		3.5



APPENDIX

Academic Planning Information	2007-08	Overton 2008-09	2009-10	All Elementary Schools
School staff provide me with enough information about...				
23c. After school programs	n/a	3.4	3.4	3.5
23d. Transitions to and from elementary, middle, and high school.	n/a	3.2	3.3	3.3
22e. High school graduation requirements.	3.2	3.3	3.3	3.3
23e. Career opportunities for my child.	3.2	3.1	3.2 	3.3
23f. College admission requirements and financing options.	n/a	n/a	3.2	3.2
Academic Planning and Information subscale	n/a	n/a	3.4	3.4

Note: Response options range from 1 (strongly disagree) to 4 (strongly agree). It is desirable to have a response of at least 3.0.


Teacher Expectations	Overton 2009-10	All Elementary Schools
11. My child's teachers believe my child can do well in school.	3.6	3.6
12. My child's teachers believe my child can learn new things.	3.5	3.6
13. My child's teachers encourage my child to stick with problems until he/she can solve them.	3.5	3.5
Teacher Expectations subscale	3.5	3.6

Note: These items were new to the 2009-2010 Parent Survey and were designed to measure teacher's expectations for their students. Response options range from 1 (strongly disagree) to 4 (strongly agree). It is desirable to have a response of at least 3.0.

Knowledge about child's experiences at school	Overton 2009-10	All Elementary Schools
11. I believe my child likes to go to school.	3.5	3.6
15. AISD's online ParentConnection system has helped me to monitor my child's progress.	3.3	3.3

Note: These items were new to the 2009-2010 Parent Survey. Response options range from 1 (strongly disagree) to 4 (strongly agree). It is desirable to have a response of at least 3.0.

APPENDIX



7. My child's school staff use the suggestions that I make about my child's education.

14. My child's teachers make it easy for me to be involved with my child's education.

17b. My child's principal provides me with opportunities for 2-way communication (phone calls, meetings, email, etc.).

18b. My child's assistant principal(s) provide me

APPENDIX

Parental Assistance, Communication, and School Involvement	Overton 2009-10	All Elementary Schools
24. Talk with my child about his/her school day.	3.9	3.9
25. Supervise my child's homework.	3.9	3.9
26. Help my child study for tests.	3.7	3.7
27. Talk with other parents about my child's school.	2.9	3.0
28. Communicate with my child's teachers (e.g., telephone, email, notes, in person).	3.3	3.4
29. Volunteer at my child's school.	2.2	2.5
30. Attend PTA/CAC meetings.	2.4	2.5
31. Attend regularly scheduled parent-teacher conferences.	3.6	3.7
32. Attend annual meetings about my child's academic plans.	3.2	3.3
33. Visit my child's school (e.g., for lunch, walk them to class, observe).	3.2	3.3
34. Attend performance events and/or sports events at my child's school.	3.1	3.3
Parental Involvement subscale	3.2	3.3

Note: These items were new to the 2009-2010 parent survey and are designed to measure the degree of parental involvement on your campus. Response options range from 1 (never) to 4 (often). It is desirable to have a response of at least 3.0.

Parent Support Specialist	Overton 2009-10	All Elementary Schools
35. I use the Parent Support Specialist as a resource.	2.1	2.4
36. The Parent Support Specialist helps me to be involved in my child's education.	2.3	2.6
37. The Parent Support Specialist on my campus is accessible during a variety of times (e.g., before school, during school hours, after school, in the evenings, on the weekend).	2.5	2.8
Parent Support Specialist subscale	2.3	2.6

Note: These items were new to the 2009-2010 parent survey and are designed to measure the degree to which parents use their school's parent support specialist (if applicable). Response options range from 1 (never) to 4 (often). It is desirable to have a response of at least 3.0.

REFERENCES

Fan, X. & Chen, M. (2001). Parental involvement and students' academic achievement: A meta-analysis. *Educational Psychology Review*, 13(1), 1-22.

Austin Independent School District

Superintendent of Schools
Meria Carstarphen, Ed.D.

Office of Accountability
William Caritj, Ed.D.

Department of Program Evaluation
Holly Williams, Ph.D.

Authors
Lindsay M. Lamb, Ph.D.
Lisa N. T. Schmitt, Ph.D.



Board of Trustees
Mark Williams, President
Vincent Torres, M.S., Vice President
Lori Moya, Secretary
Cheryl Bradley
Annette LoVoi, M.A.
Christine Brister
Robert Schneider
Karen Dulaney Smith
Sam Guzman