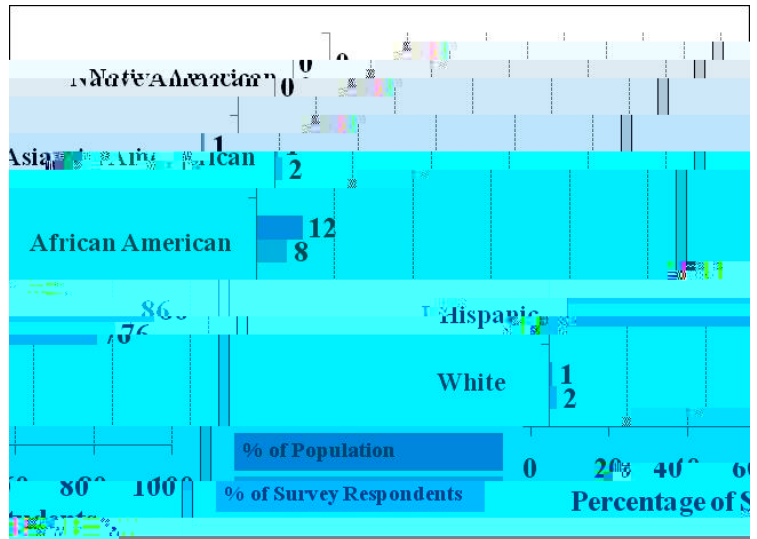


2009-2010 AISD Parent Survey

Strong relationships among staff, students, and parents are critical to student success. In particular, parent involvement in education is associated with a high level of student achievement (for a meta-analysis see Fan & Chen, 2001). These survey results provide campuses with feedback about how parents feel about their treatment by school staff, and the school's educational environment, and how parents describe their child's education. The following report contains the results of the 2009-2010 Parent Survey for Austin Independent School District (AISD); longitudinal data are provided where applicable.

The image below displays factors that are known to be related to student academic growth. In this report, we focus on the role of parents (circled in red), which has been measured with six survey subscales: Respectful School Community; Information about Student Expectations and Progress; Academic Planning Information; Teacher Expectations; Support for Parental Involvement; and Parental Assistance, Communication and School Involvement.



The graph below depicts Ortega's parent survey ratings over time, as well as parent survey ratings across all Elementary Schools in 2009-2010. Scores over 3.0 are desirable, as indicated by the red dashed line in the graph below. The first step in improving these characteristics is to examine the score for each area (Figure 2).



Respectful School Community	Ortega			All Elementary Schools
	2007-08	2008-09	2009-10	
4. School staff provide me with positive feedback about my child.	3.4	3.5	3.5	3.5
5. School staff treat my child with courtesy and respect.	3.4	3.5	3.4	3.5
6. I feel welcome in my child's classroom.	3.4	3.5	3.4	3.6
16. My child's school is a safe learning environment.	3.3	3.5	3.4	3.5
17a. My child's school principal treats me with courtesy and respect.	3.5	3.5	3.5	3.5
18a. The school assistant principal(s) treat me with courtesy and respect.	3.4	3.4	3.4	3.5
19a. My child's teacher(s) treat me with courtesy and respect.	3.4	3.5	3.6	3.6
20a. My child's counselor(s) treat me with courtesy and respect.	3.4	3.4	3.4	3.5
21a. Office staff treat me with courtesy and respect.	3.4	3.5	3.5	3.5
23h. School staff provided me with enough information about handling complaints and concerns.	3.3	3.3	3.4	3.3
Respectful School Community subscale	3.4	3.5	3.4	3.5

Note: Response options range from 1 (strongly disagree) to 4 (strongly agree). It is desirable to have a response of at least 3.0.

Information About Student Expectations and Progress	Ortega			All Elementary Schools
	2007-08	2008-09	2009-10	
My child's school staff clearly communicate their expectations for...				
8. My child's learning.	3.5	3.5	3.4	3.5
9. My child's behavior.	n/a	3.5	3.5	3.5
School staff provide me with enough information about my child's...				
22a. Academic progress.	3.4	3.5	3.5	3.5
22b. Preparedness for TAKS.	3.3	3.4	3.4	3.5
22c. Risk of failing a grade.	3.3	3.4	3.4	3.4
22d. Availability of tutoring.	n/a	3.4	3.4	3.4
23a. Behavior.	3.5	3.5	3.5	3.5
23b. Attendance	n/a	n/a	3.5	3.5
Expectations and Progress subscale	n/a	n/a	3.5	3.5

Note: Response options range from 1 (strongly disagree) to 4 (strongly agree). It is desirable to have a response of at least 3.0.

APPENDIX

Academic Planning Information	2007-08	Ortega 2008-09	2009-10	All Elementary Schools
School staff provide me with enough information about...				
23c. After school programs	n/a	3.4	3.5	3.5
23d. Transitions to and from elementary, middle, and high school.	n/a	3.3	3.4	3.3
22e. High school graduation requirements.	3.2	3.4 	3.4	3.3
23e. Career opportunities for my child.	3.3 	3.3	3.3	3.3
23f. College admission requirements and financing options.	n/a	n/a	3.3	3.2
Academic Planning and Information subscale	n/a	n/a	3.4	3.4

Note: Response options range from 1 (strongly disagree) to 4 (strongly agree). It is desirable to have a response of at least 3.0.

Teacher Expectations	Ortega 2009-10	All Elementary Schools
11. My child's teachers believe my child can do well in school.	3.5	3.6
12. My child's teachers believe my child can learn new things.	3.5	3.6
13. My child's teachers encourage my child to stick with problems until he/she can solve them.	3.4	3.5
Teacher Expectations subscale	3.5	3.6

Note: These items were new to the 2009-2010 Parent Survey and were designed to measure teacher's expectations for their students. Response options range from 1 (strongly disagree) to 4 (strongly agree). It is desirable to have a response of at least 3.0.

Knowledge about child's experiences at school	Ortega 2009-10	All Elementary Schools
11. I believe my child likes to go to school.	3.5	3.6
15. AISD's online ParentConnection system has helped me to monitor my child's progress.	3.4	3.3

Note: These items were new to the 2009-2010 Parent Survey. Response options range from 1 (strongly disagree) to 4 (strongly agree). It is desirable to have a response of at least 3.0.

APPENDIX

Support for Parental Involvement	2007-14	All Elementary Schools
7. My child's school staff use the suggestions that I make about my child's education.		3.4
14. My child's teachers make it easy for me to be involved with my child's education.		3.5
17b. My child's principal provides me with opportunities for 2-way communication (phone calls, meetings, email, etc.).		3.4
18b. My child's assistant principal(s) provide me with opportunities for 2-way communication (phone calls, meetings, email, etc.).		3.4
19b. My child's teacher(s) have helped me become more involved in my child's education.		3.6
19c. My child's teacher(s) value my input in academic decisions about my child.		3.6
19d. My child's teacher(s) provide me with opportunities for 2-way communication (phone calls, meetings, email, etc.).		3.6
20b. My child's counselor(s) have helped me become more involved in my child's education.		3.4
20c. My child's counselor(s) value my input in academic decisions about my child.		3.4
20d. My child's counselor(s) provide me with opportunities for 2-way communication (phone calls, meetings, email, etc.).		3.4
23g. School staff provide me with enough information about opportunities to be involved.		3.4
Support for Parental Involvement subscale		3.5



- 35. I use the Parent Support Specialist as a resource.
- 36. The Parent Support Specialist helps me to be involved in my child's education.
- 37. The Parent Support Specialist on my campus is

Note: These items were new to the 2009-2010 parent survey and are designed to measure the degree to which parents use their school's parent support specialist (if applicable). Response options range from 1 (never) to 4 (often). It is desirable to have a response of at least 3.0.

REFERENCES

Fan, X. & Chen, M. (2001). Parental involvement and students' academic achievement: A meta-analysis. *Educational Psychology Review*, 13(1), 1-22.

Austin Independent School District

Superintendent of Schools
Meria Carstarphen, Ed.D.

Office of Accountability
William Caritj, Ed.D.

Department of Program Evaluation
Holly Williams, Ph.D.

Authors
Lindsay M. Lamb, Ph.D.
Lisa N. T. Schmitt, Ph.D.



Board of Trustees
Mark Williams, President
Vincent Torres, M.S., Vice President
Lori Moya, Secretary
Cheryl Bradley
Annette LoVoi, M.A.
Christine Brister
Robert Schneider
Karen Dulaney Smith
Sam Guzman