

**How many parents responded to the survey in 2004-2005 and 2005-2006, and how does this compare to the number of students in the population each year?**



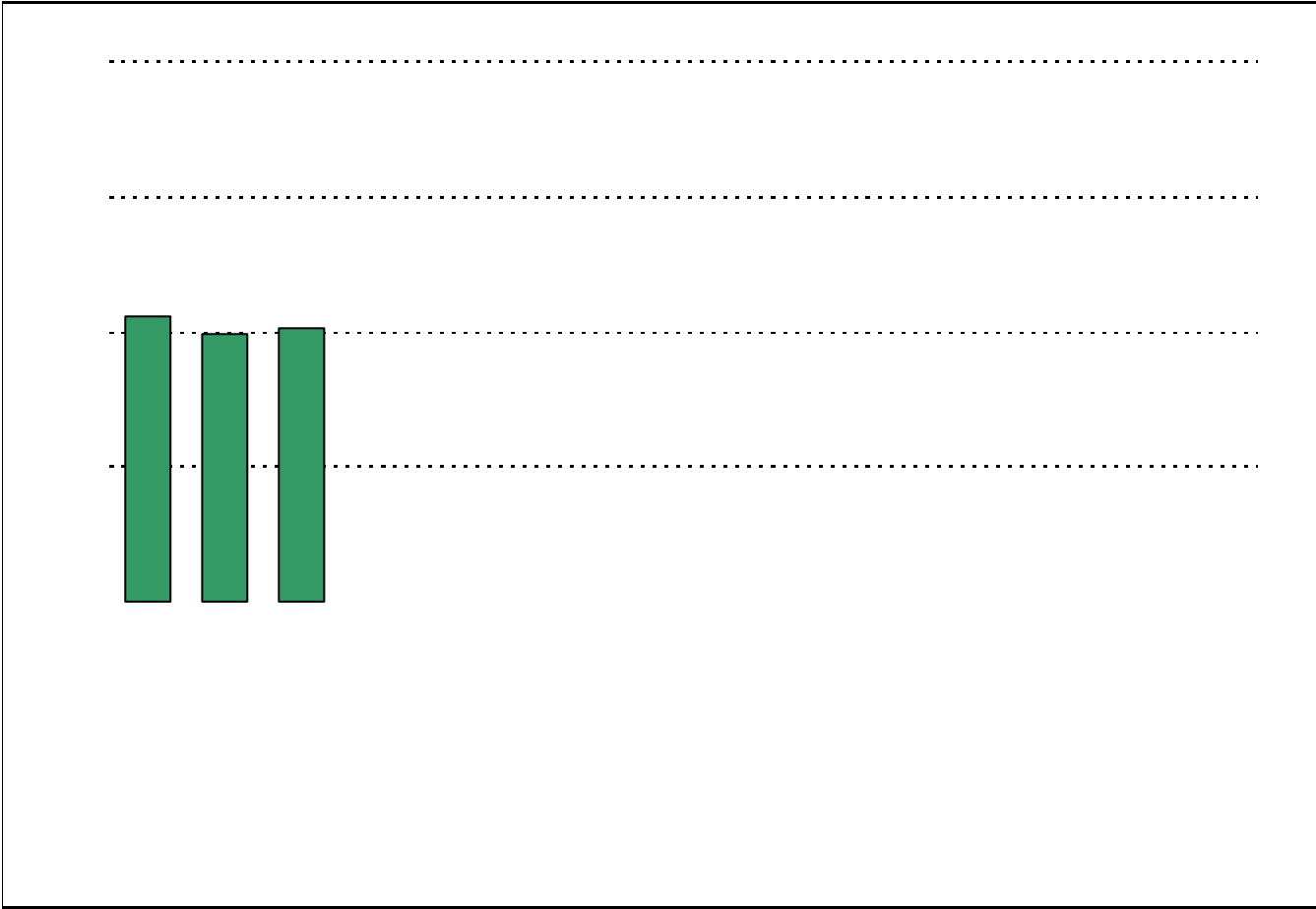
**What did parents report as their child's grade, and how does this compare to the grade level distribution of the student population?**


<b>Grade</b>	<b>% of Students, as Reported by Campus Parent Respondents</b>	<b>% of Students in Campus Population</b>
<b>6th</b>	41.6%	31.9%
<b>7th</b>	36.4%	36.4%
<b>8th</b>	22.1%	31.7%
<b>9th</b>	N/A	N/A
<b>10th</b>	N/A	N/A
<b>11th</b>	N/A	N/A
<b>12th</b>	N/A	N/A


Note: Student population data are based on Fall PEIMS data submitted by the district to TEA, and may differ from the official AEIS report.

#### **USING THE RESULTS OF THE AISD PARENT SURVEY**

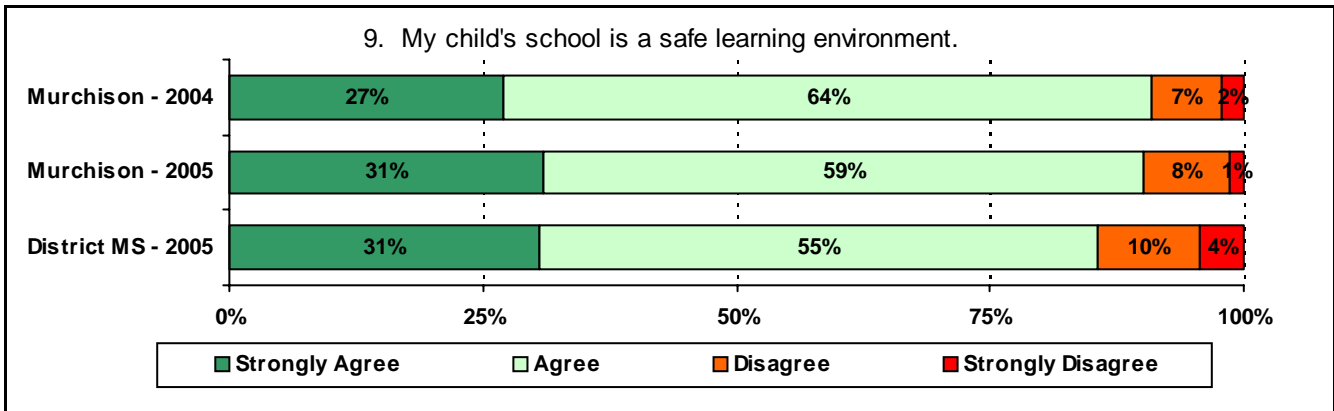
Each survey item is presented below, followed by a bar graph containing your school's results for two years and this year.







\* The "Other" category was added to the survey in 2005.







**Required**





A rectangular box with a solid black border, containing four horizontal dotted lines. The lines are evenly spaced and extend across the width of the box, providing a template for writing.

## Item Response Details

Number of Murchison Middle School Parent Responses, by Response Option

		Strongly Agree	Agree	Disagree	Strongly Disagree	Don't Know/NA
<b>3a.</b>	<b>n = 75</b>	42	17	0	2	14
<b>3b.</b>	<b>n = 73</b>	30	24	1	3	15
<b>3c.</b>	<b>n = 74</b>	35	26	1	2	10
<b>3d.</b>	<b>n = 74</b>	30	32	4	2	6
<b>3e.</b>	<b>n = 74</b>	33	37	1	2	1
<b>5a.</b>	<b>n = 76</b>	26	26	2	1	21
<b>5b.</b>	<b>n = 75</b>	17	26	4	2	26
<b>5c.</b>	<b>n = 74</b>	22	31	3	1	17
<b>5d.</b>	<b>n = 75</b>	19	32	5	1	18
		35	32	2	2	4
<b>6a.</b>	<b>n = 75</b>	19	31	5	1	19
<b>6b.</b>	<b>n = 75</b>	14	22	9	3	27
<b>6c.</b>	<b>n = 75</b>	16	30	6	2	21
<b>6d.</b>	<b>n = 75</b>	8	24	9	2	32
<b>6e.</b>	<b>n = 75</b>	30	31	7	1	6
<b>7a.</b>	<b>n = 74</b>	22	25	2	1	24
<b>7b.</b>	<b>n = 74</b>	12	26	5	3	28
		17	35	4	1	17

Number of Murchison Middle School Parent Responses, by Response Option  
(Continued)

		Strongly Agree	Agree	Disagree	Strongly Disagree	Don't Know/NA
11a.	n = 73	21	45	3	1	3
11b.	n = 74	23	47	0	2	2
11c.	n = 73	24	46	0	1	2
11d.	n = 74	22	42	4	0	6
11e.	n = 73	23	42	4	1	3
11f.	n = 74	24	48	0	0	2
11g.	n = 74	18	40	7	0	9
11h.	n = 73	19	37	6	1	10
11i.	n = 74	18	45	5	3	3
12a.	n = 74	8	24	5	2	35
12b.	n = 74	4	24	5	2	39
12c.	n = 73	8	36	11	1	17
12d.	n = 74	20	41	7	1	4
12e.	n = 74	24	43	3	1	3
12f.	n = 74	11	35	11	1	16
13a.	n = 74	31	40	0	2	1
13b.	n = 74	10	27	16	3	18
13c.	n = 73	13	27	18	3	12
13d.	n = 74	21	39	6	1	7
13e.	n = 74	17	36	12	2	7
15.	n = 72	Item 14 did not use the "Strongly Agree" response option. Item 14 did not use the "Don't Know/NA" response option.				