

Publication Number 07.87  
February 2009

Marshall W. Garland, M.A.  
Cinda Christian, Ph.D.  
Reetu Naik, M.A.

## **RESULTS OF THE 2008 STUDENT SUBSTANCE USE AND SAFETY SURVEY McCALLUM HIGH SCHOOL**

### **Description of Survey**

The federal Title IV Safe and Drug Free Schools and Communities grant requires annual needs assessment and evaluation of substance use and safety issues. Consequently, each year, a self-report student survey of substance use and school safety is administered to a random, representative sample of AISD students. The survey is used to track student knowledge, attitudes, and self-reported behavior over time. In the Spring of 2008 a sample of 8,436 students in grades 6-12 submitted valid responses to the district's annual survey of substance use and safety issues, yielding a response rate of 73%.<sup>4</sup> Selected item results are attached. These results should be shared with your Positive Behavior Support (PBS) team, the Campus Advisory Council, and others involved in campus safety planning efforts for your school.

### **How should sample data be interpreted?**

When it is not feasible to survey an entire population, samples are used instead. However, when a sample is used to make inferences about a population the results must be interpreted with caution. For example, although 87% of a sample may select a particular survey response, this does not necessarily mean 87% of the entire population feels the same way. To interpret the sample data cautiously, we have used the following information to construct an interval that describes the range within which the result for your campus population is likely to fall:

Population size: In this case, the number of students at your campus.

Sample size: In this case, the number of survey respondents from your campus.

Desired level of confidence: In this case, 95%.

The 95% confidence interval is comm

## RESPONDENT DEMOGRAPHICS AND ITEMS THAT ADDRESS BOTH SUBSTANCE USE AND SAFETY

### Demographics

	Gender		Grade				Total
	Male	Female	9th	10th	11th	12th	
<b>McCallum 2007</b>	150	195	103	91	78	72	548
	43%	57%	30%				

Q51: Of the following, which do you consider to be the most serious problem on your campus?

	McCallum 2008	Percentage point change from 2007	All high schools 2008
<b>Marijuana use</b>	32%	-6	29%
<b>Student harassment, threats, and intimidation</b>	11%	4	7%
<b>Alcohol use</b>	9%	3	8%
<b>Student fighting and physical aggression</b>	8%	-4	12%
<b>Student vandalism, criminal mischief</b>	6%	-3	4%
<b>Prescription drug use</b>	5%	0	4%
<b>Tobacco use</b>	3%	1	3%
<b>Violence or threats toward staff</b>	2%	1	1%
<b>Student weapon possession</b>	2%	1	4%
<b>None of these are serious problems on my campus</b>	23%	4	28%

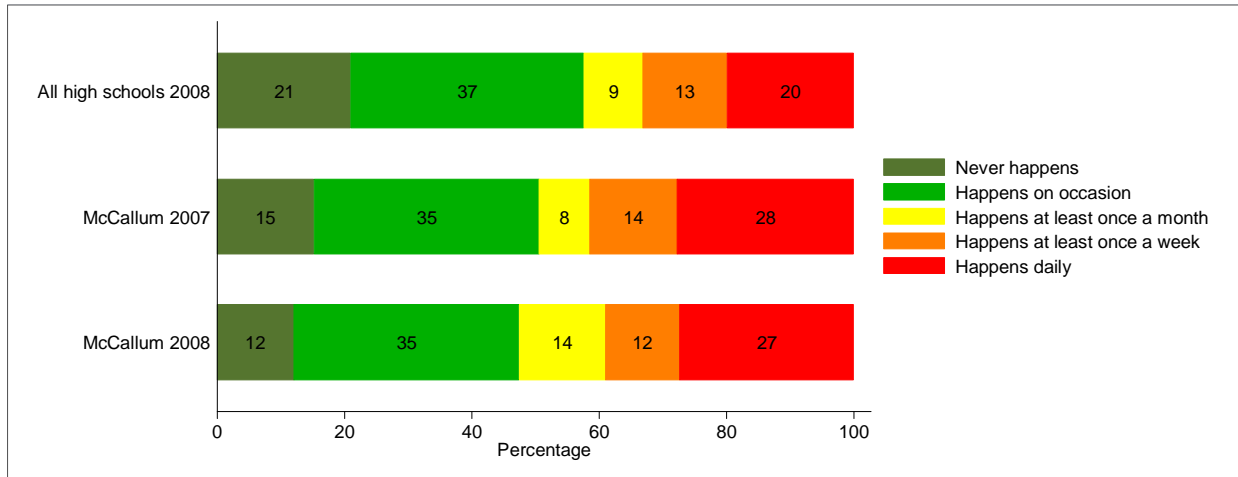
Q6. During this school year, have you received any information on drugs, alcohol, or violence from any of the following school sources?

	McCallum 2008	Percentage point change from 2007	All high schools 2008
<b>Advisory/seminar class</b>	45%	NA	40%
<b>Health class</b>	34%	1	39%
<b>Another class</b>	31%	17	34%
<b>Science class</b>	26%	6	28%
<b>Special school event about tobacco, drugs, alcohol, or violence</b>	26%	4	13%
<b>Guidance counselor</b>	10%	6	11%
<b>Student support group meetings at school</b>	8%	4	13%
<b>Other school source not mentioned above</b>	14%	0	18%
<b>None of the above</b>	23%	-12	21%

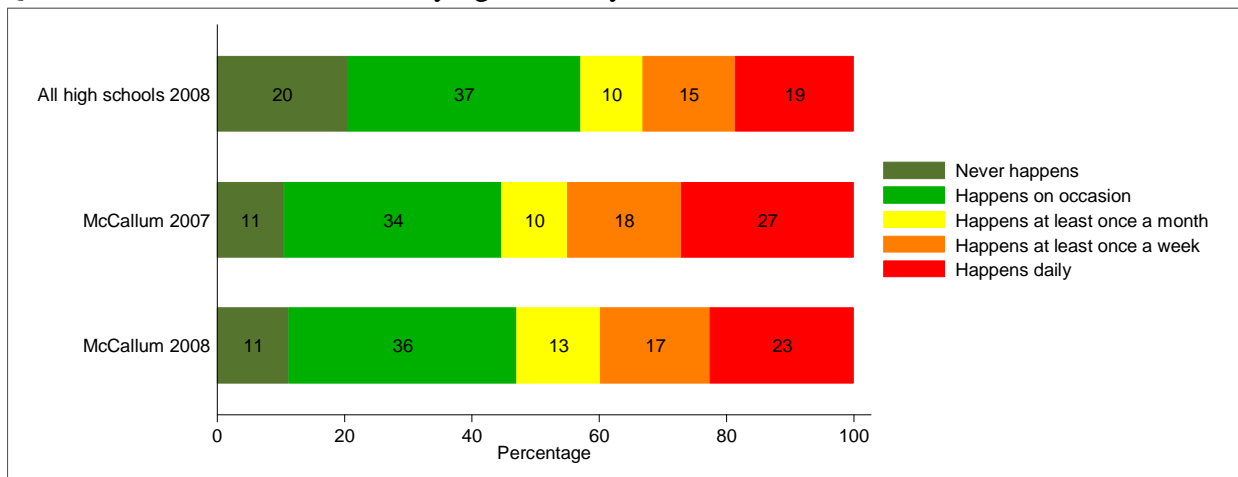


### SCHOOL SAFETY ITEMS

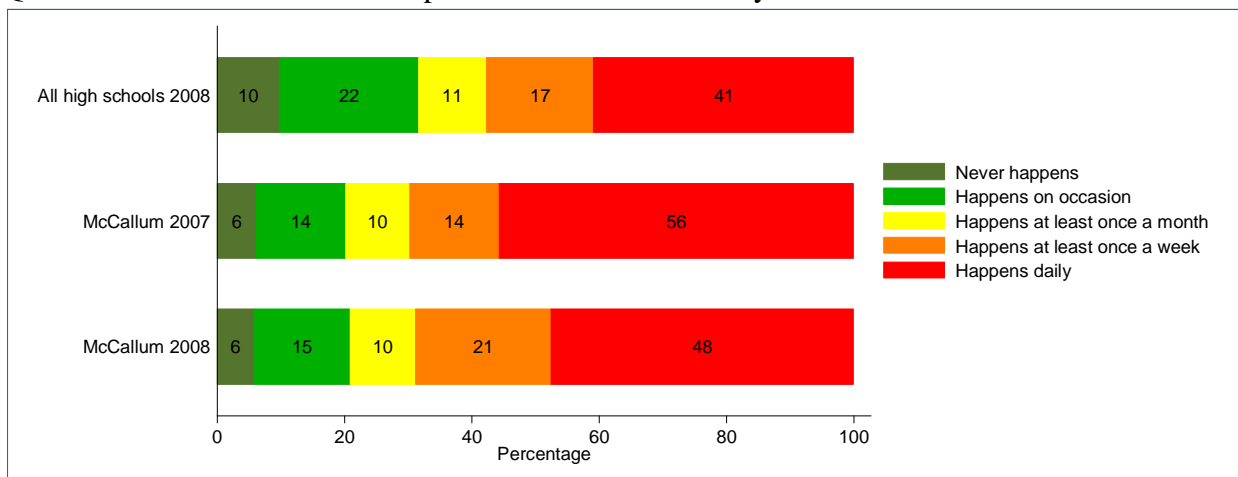
Q14: How often does racial tension occur at your school?



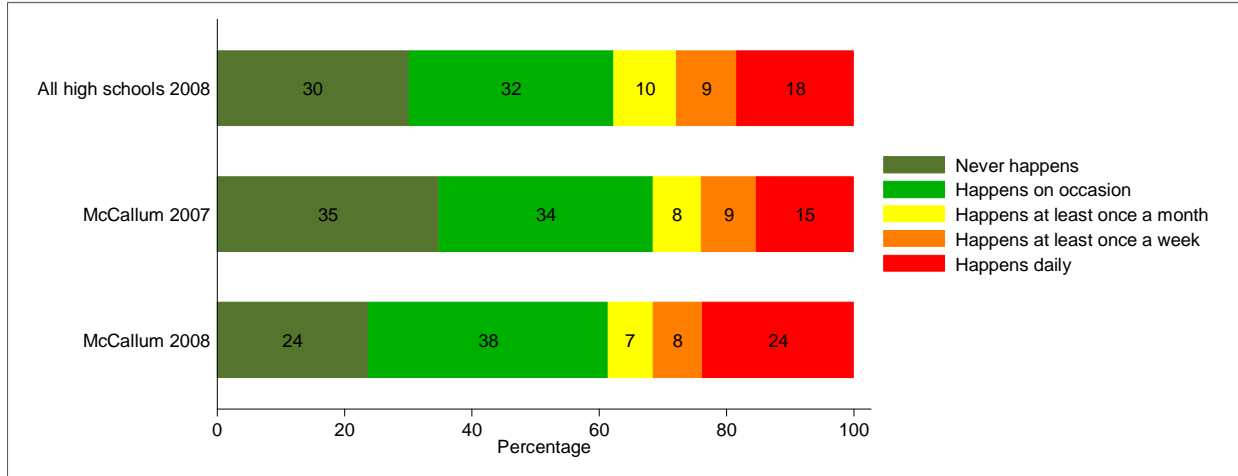
Q15: How often does student bullying occur at your school?



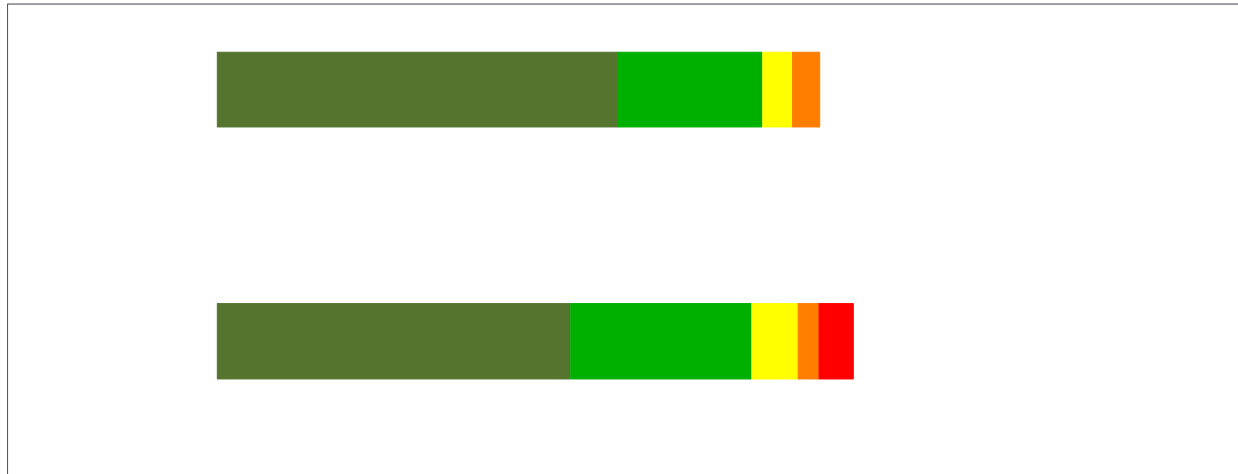
Q16: How often do acts of disrespect for teachers occur at your school?



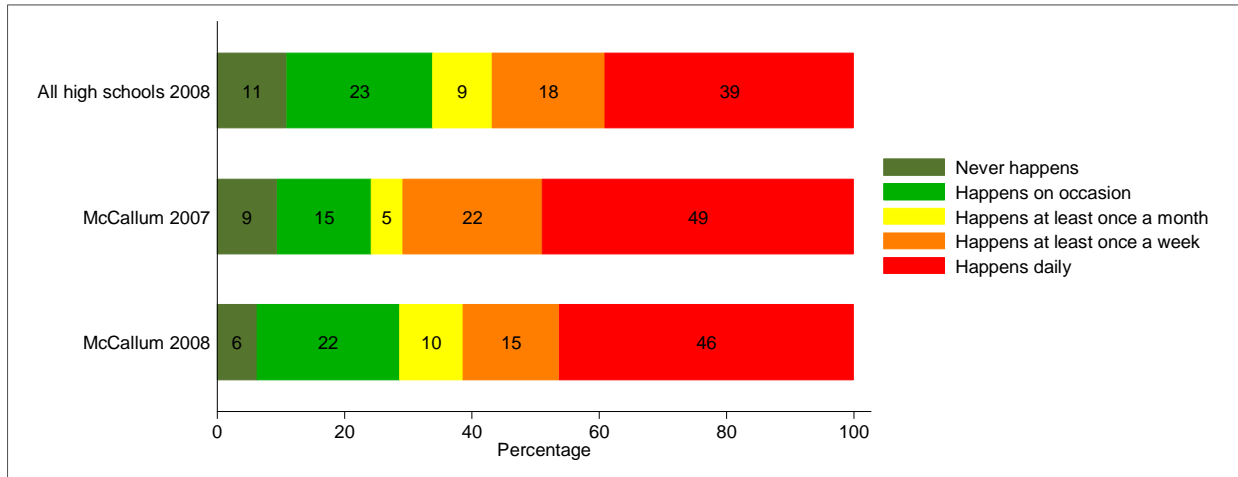
Q17: How often do gang activities occur at your school?



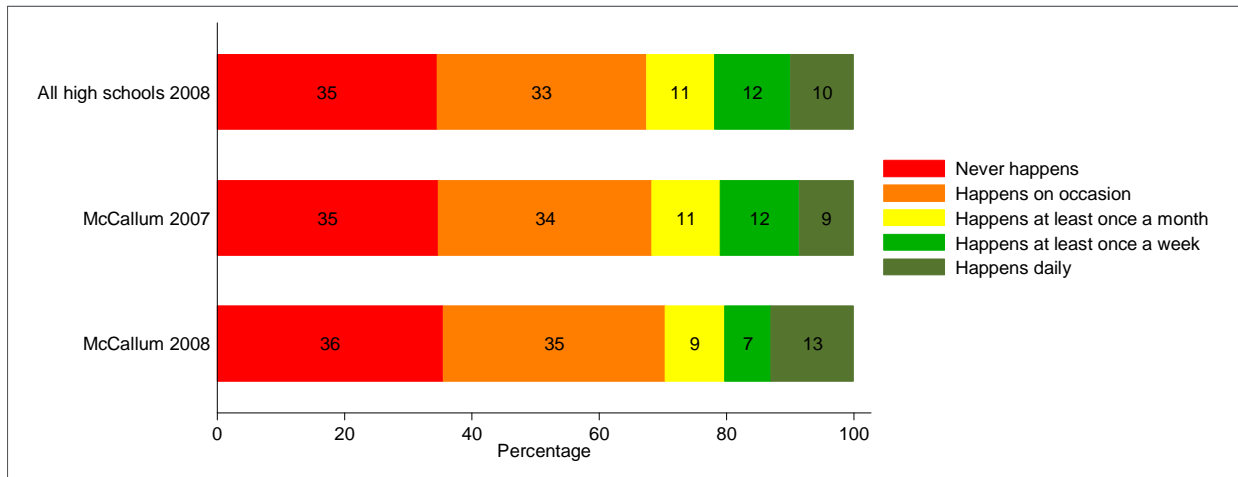
Q18: How often have you experienced any type of bullying at your school?



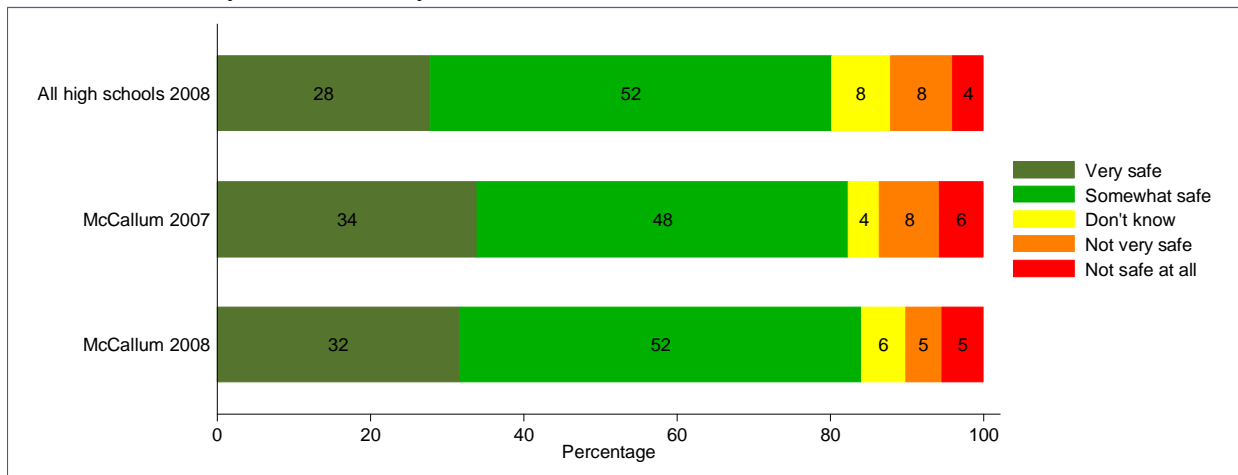
Q20: How often does your teacher have to interrupt class to deal with student misbehavior?



Q21: Do teachers or staff give you praise or rewards for good behavior?



Q7: How safe do you feel when you are at school?




Q10: During this school year, have you experienced any of the following types of bullying at school?

	McCallum 2008	Percentage point change from 2007	All high schools 2008
<b>Verbal</b>	32%	-4	28%
<b>Social</b>	25%	-5	25%
<b>Racial or ethnic harassment</b>	23%	4	13%
<b>Sexual harassment</b>	17%	0	13%
<b>Physical</b>	14%	1	13%
<b>Intimidation</b>	10%	-1	9%
<b>Written</b>	5%	-2	7%
<b>None</b>	49%	10	54%

Note. Percentages may sum to more than 100% because respondents were allowed to choose multiple items. Differences between years should be interpreted with caution due to changes in the structure of the question between 2006-2007 and 2007-2008

Q11: How big a problem do you think bullying is at your school?

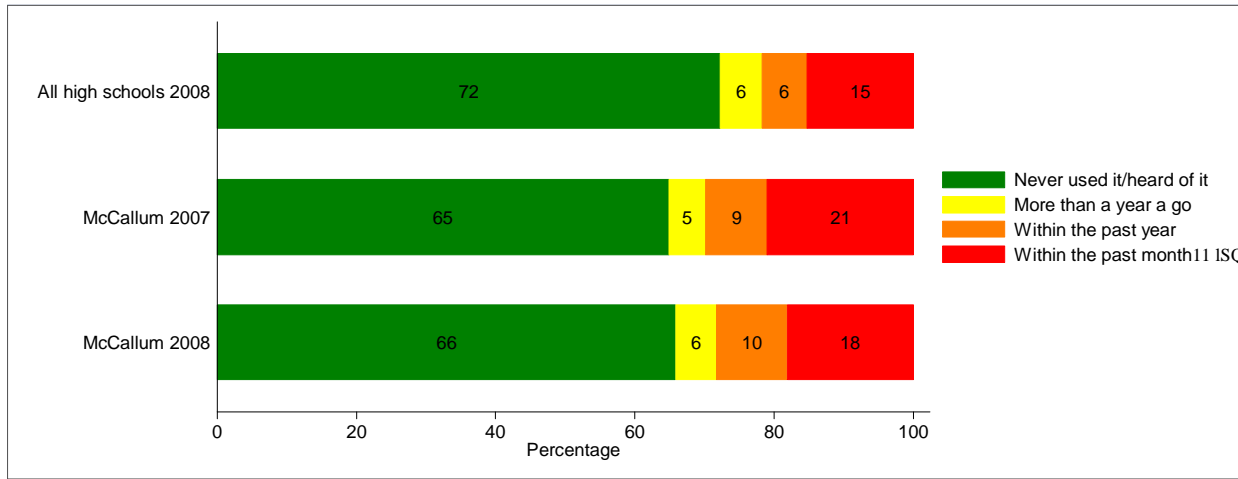




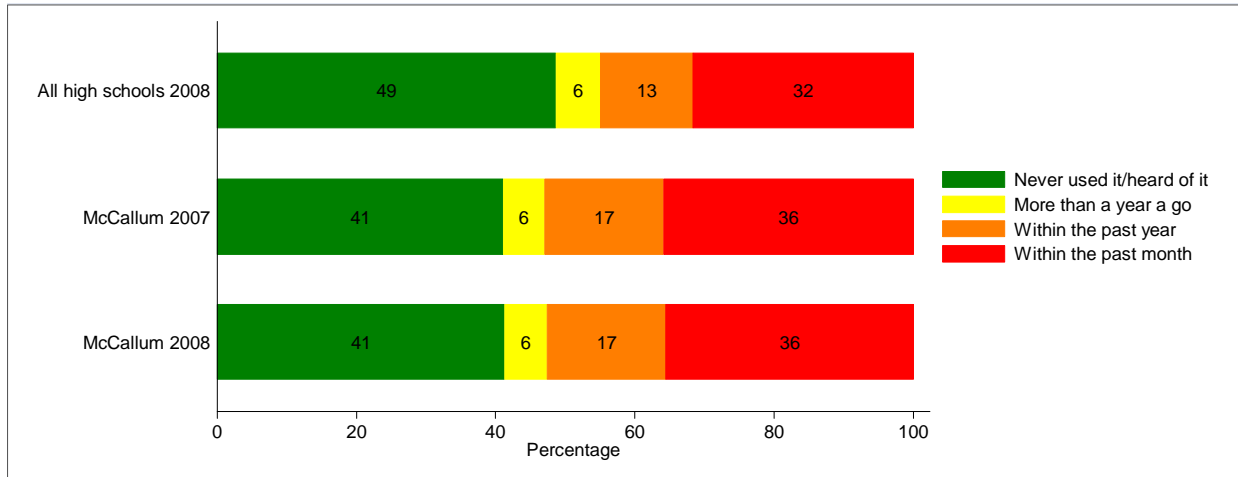


### SUBSTANCE USE ITEMS


Q24: What is the most recent you have used Tobacco (e.g., cigarettes, cigars, chew, etc)?



Q25: What is the most recent you have used Alcohol (e.g., beer, wine, liquor, etc.)?

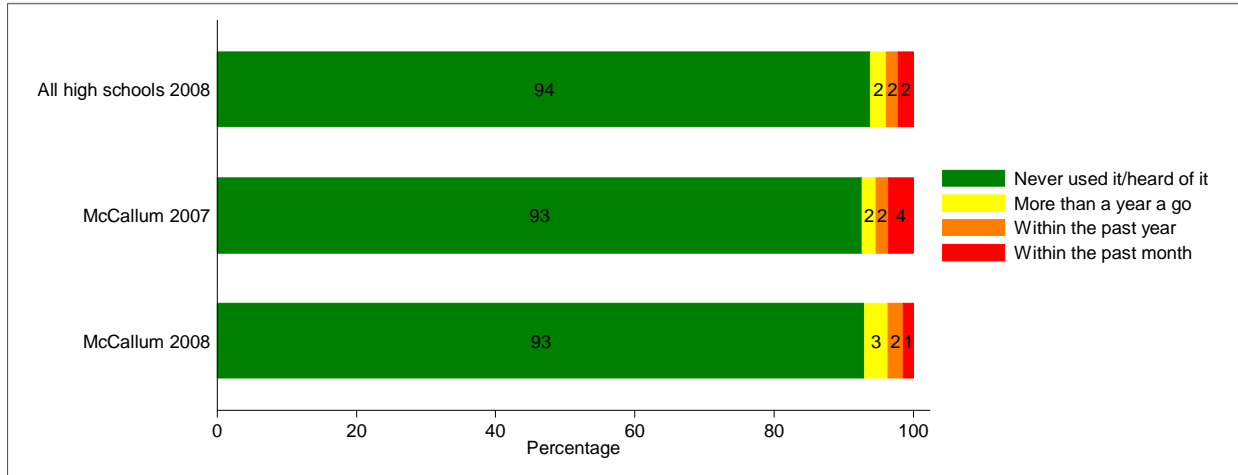


Q40: During this year, how often did you use Alcohol (e.g., beer, wine, liquor, etc.)?

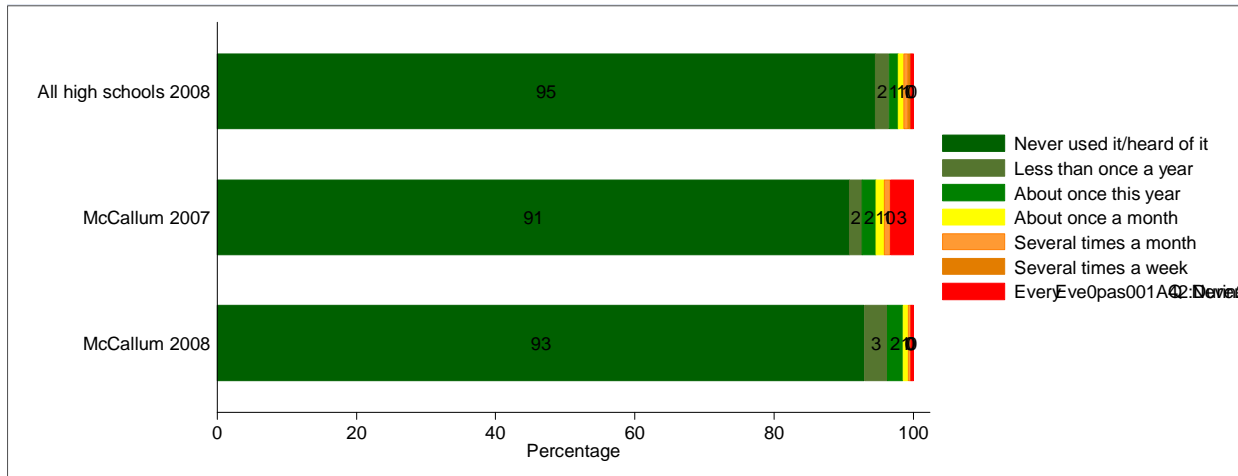




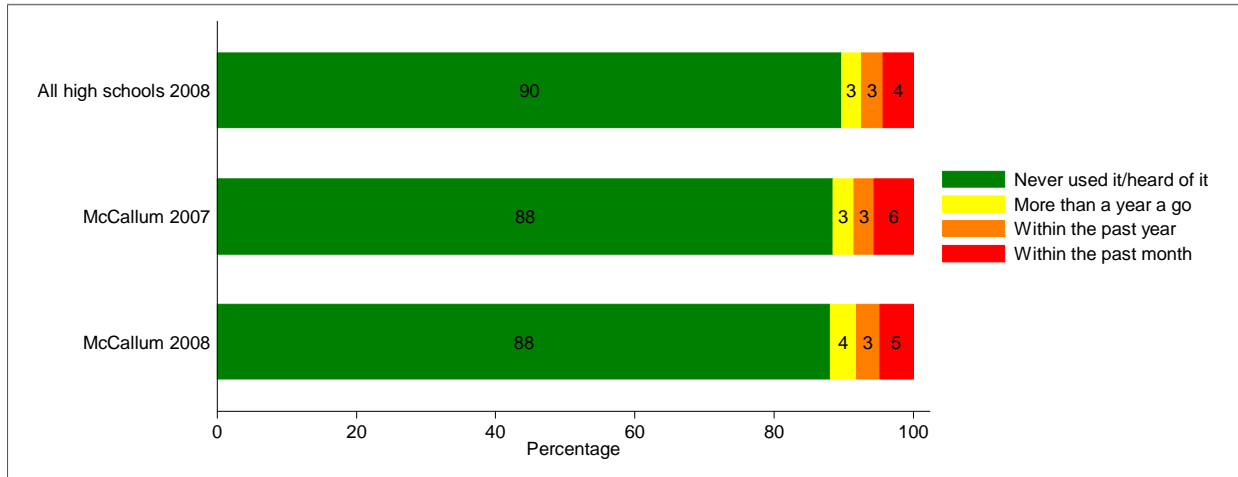
Q27: What is the most recent you have used Inhalants (things you might sniff, such as glue, paint, gasoline, white out, etc.)?



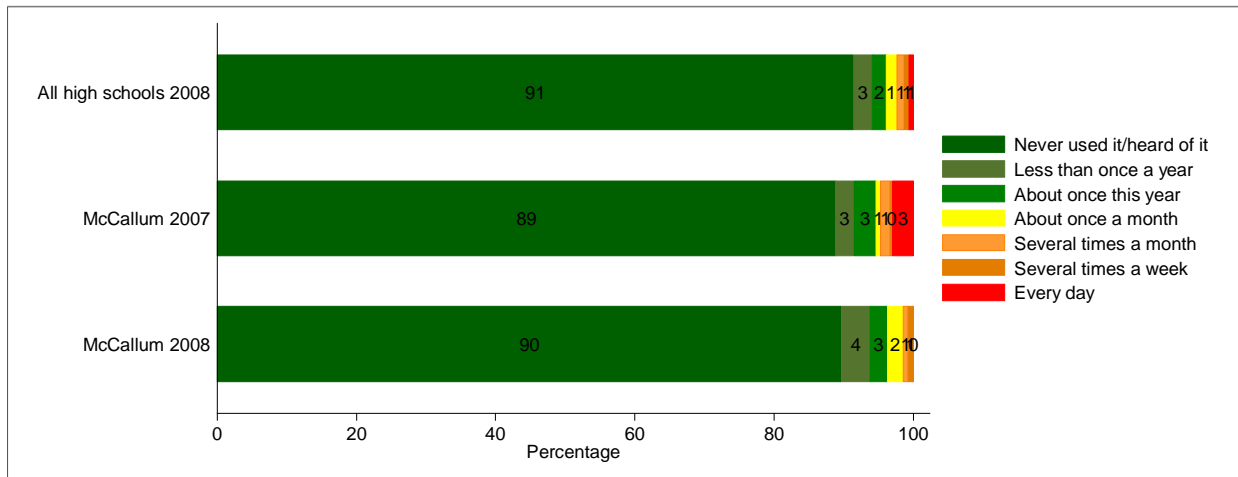
Q42: During this year, how often did you use Inhalants (things you might sniff, such as glue, paint, gasoline, white out, etc.)?



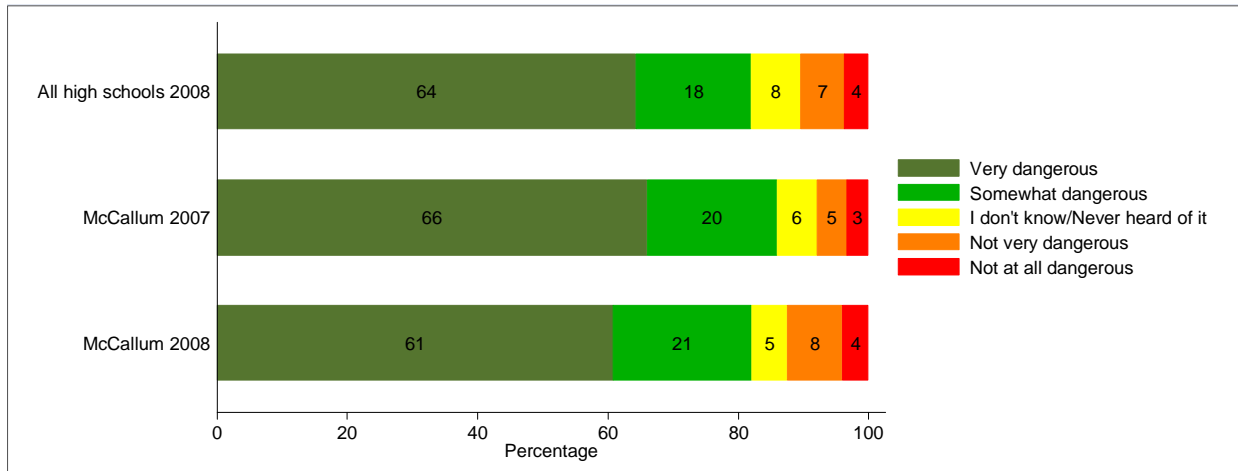
Q28: What is the most recent you have used Over the Counter Medication (e.g., triple Cs, DXM, skittles, or Coricidin) to get high?



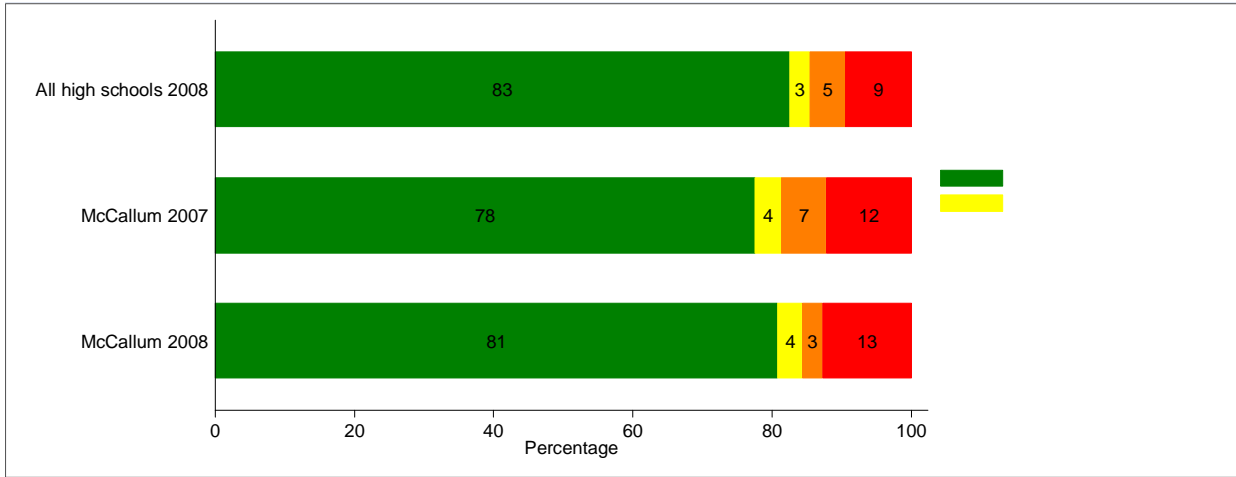
Q43: During this year, how often did you use Over the Counter Medication (e.g., triple Cs, DXM, skittles, or Coricidin) to get high?



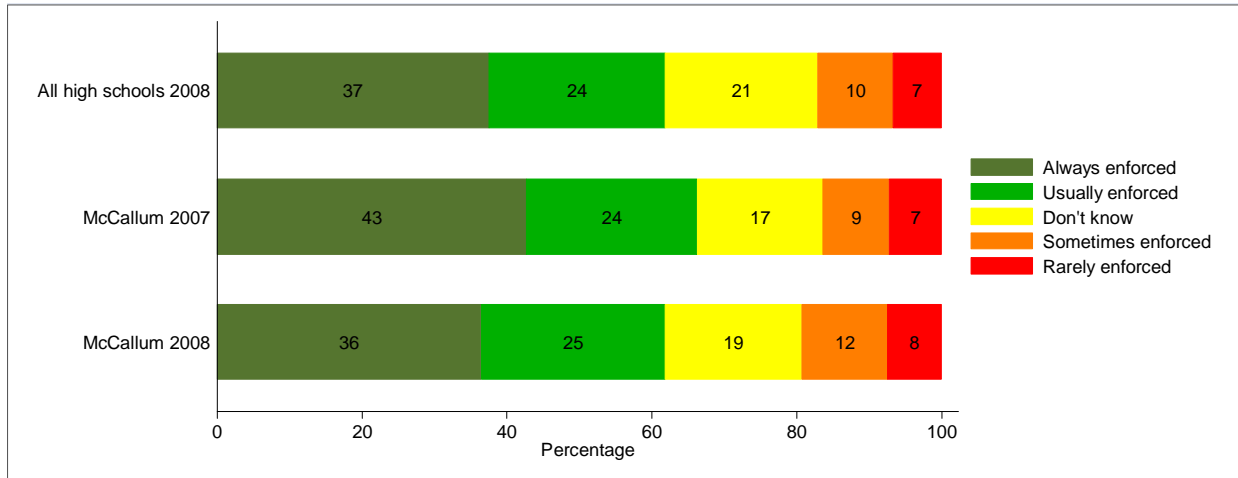
Q56: How dangerous is it for kids your age to use Over the Counter Medication (e.g., triple Cs, DXM, skittles, or Coricidin) to get high?



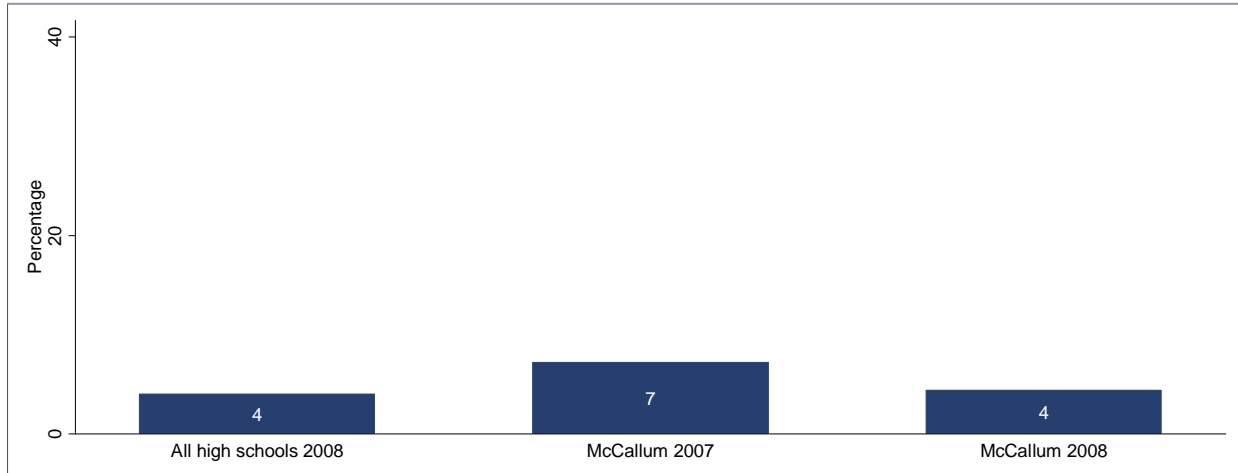
Q29: What is the most recent you have used Prescription Drugs (e.g., Codeine cough syrup, purple drank, Adderall/addy, Xanax/bars, or OxyContin) that was not prescribed to you to get high?



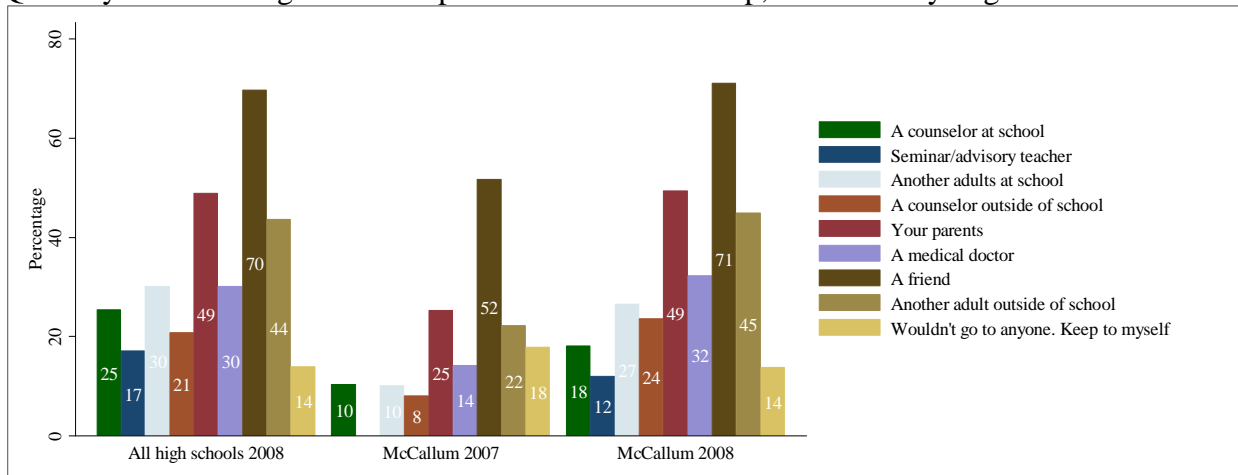
Q12: Are school rules about drug, alcohol, and tobacco use enforced by school staff?



Q37: During this school year, have you gotten into trouble with the police because of tobacco, drugs, or alcohol?

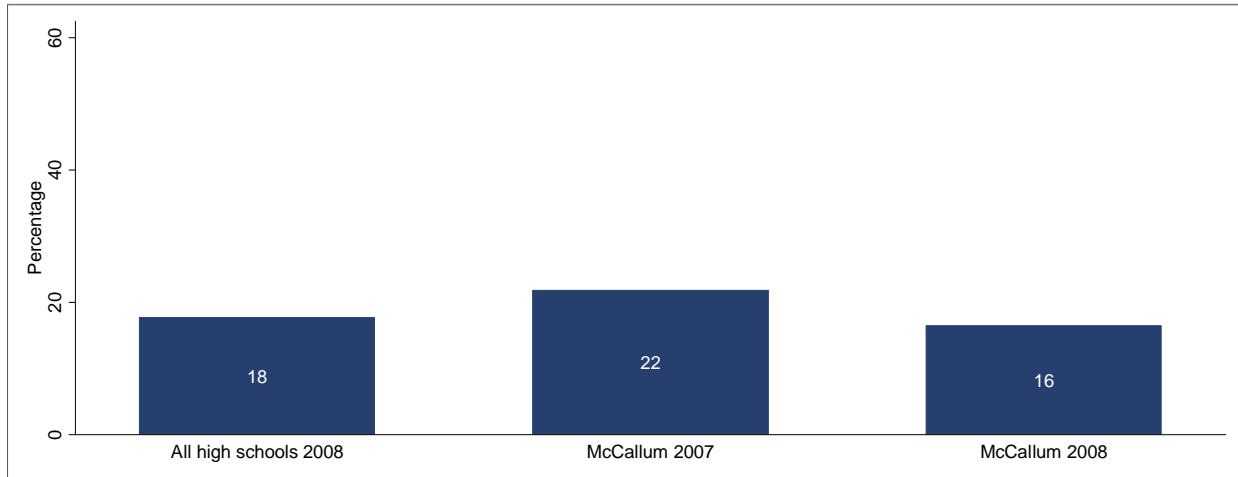


Q49: If you had a drug or alcohol problem and needed help, who would you go to?






Q38: During this school year, have you attended any class while high, stoned, or drunk on any substance?



Q50: Within the past year, has your parent/guardian talked with you about the dangers of tobacco, alcohol, or drug use?



**AUSTIN INDEPENDENT SCHOOL DISTRICT**

**SUPERINTENDENT OF SCHOOLS**

Pascal D. Forgione, Jr., Ph.D.

**OFFICE OF ACCOUNTABILITY**

Anne Ware, Ph.D.

**DEPARTMENT OF PROGRAM EVALUATION**

Holly Williams, Ph.D.

**AUTHOR**

Marshall Garland, M.A.

Cinda Christian, Ph.D.

Reetu Naik, M.A.



**BOARD OF TRUSTEES**

Mark Williams, President

Vincent Torres, M.S., Vice President

Lori Moya, Secretary

Cheryl Bradley

Annette LoVoi, M.A.

Christine Brister

Robert Schneider

Karen Dulaney Smith

Sam Guzman

Publication Number 07.87

February 2009