

AISD



**HIGH SCHOOL EXIT SURVEY REPORT FOR CLASS OF 2009,
MCCALLUM HIGH SCHOOL**

Survey Report

The sixth annual Austin Independent School District (AISD) High School Exit Survey was administered online to seniors in every AISD high school during Spring 2009. Facilitators on each campus, primarily *Project ADVANCE* counselors, were responsible for ensuring that all graduating seniors were given the opportunity to complete the survey.

This report contains the results for the McCallum High School Class of 2009. Where available,

P

HIGH SCHOOL EXPERIENCES, CAMPUS CLIMATE, AND CIVIC ENGAGEMENT

Table 7. How Many Different High Schools Have You Attended? (Item 3)

	McCallum 2007	McCallum 2008	McCallum 2009	All HS 2007	All HS 2008	All HS 2009
1	78.6%	82.9%	71.8%	76.1%	77.6%	70.1%
2	16.5%	12.2%	15.9%	16.8%	16.8%	18.4%
3 or more	4.8%	4.9%	12.3%	7.2%	5.6%	11.5%

Table 8. Please Indicate The Number Of Years Of High School In Which You Participated In Each Of These Extracurricular Activities. (Items 13 & 15)

*Percentage who reported at least 1 year participation	McCallum 2008	McCallum 2009	All HS 2007	All HS 2008
In school				
Music				18.6%
Theater		24.7%	23.2%	22.1%
Dance				
Sports	65.7%	60.0%	58.8%	57.9%
UI	21.0%	22.7%	18.8%	20.0%
	27.9%	29.9%	21.2%	20.9%
	15.6%	17.3%	16.4%	16.3%
...ical student	.	9.1%	.	14.5%

Figure 1. Now Indicate The Number Of Hours Per Week That You Have Worked During Last Summer. (Q18a)

The figure shows a large light blue rectangular area. Inside this area, on the left side, is a smaller white rectangular area. This white area contains four horizontal lines, creating five empty rectangular boxes stacked vertically. These boxes are intended for the respondent to write the number of hours they worked per week during the last summer.

Figure 2. Now Indicate The Number Of Hours Per Week That You Have Worked During Your Senior Year. (Q18b)

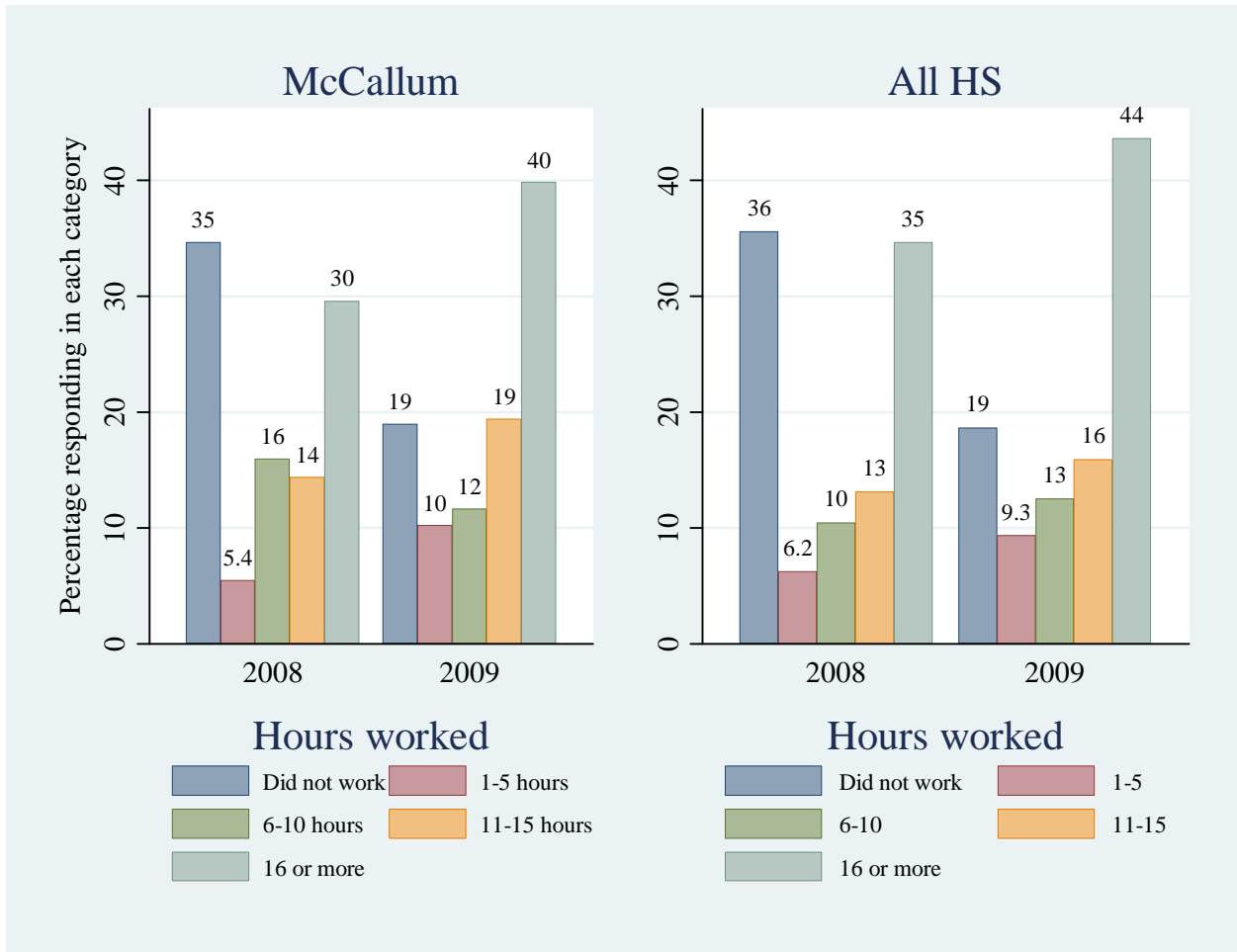


Figure 3. Thinking Back On Your Years In High School, How Many Hours Per Week Did You Typically Spend Studying, Doing Research, Or Completing Homework Assignments Outside Of Class? (Item 19)

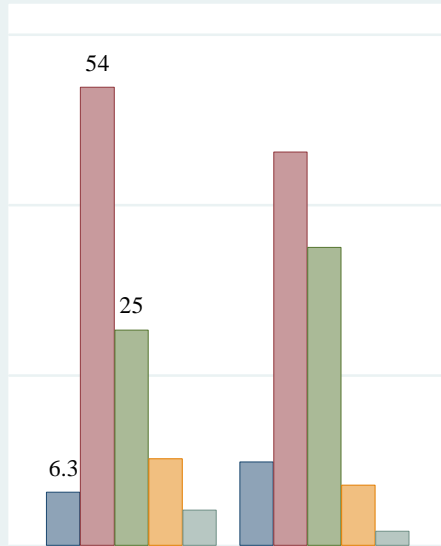


Figure 4. On Average, What Percentage Of Your Study, Research And Homework Was Done Without Distractions (E.G., Television, Music, IM, Texting, Phone Calls)? (Item 20)

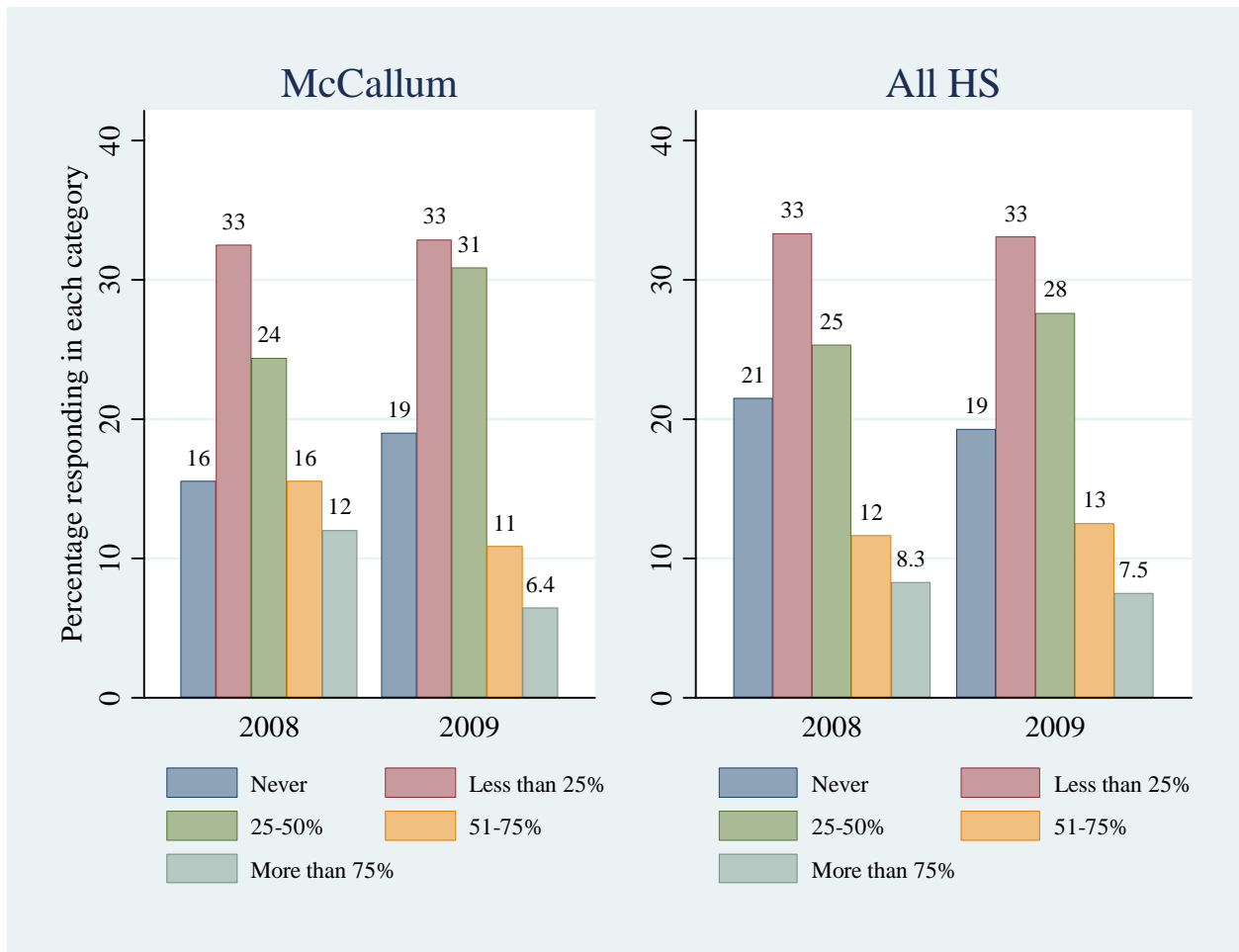


Table 11. Please Mark The Item That Best Indicates How You Feel: (Items 21a-21k)

*Percentage who responded Strongly agree or Agree	McCallum 2009	All HS 2009
I feel safe at my school	79.8%	78.7%
My classmates show respect to each other	47.6%	50.9%
The consequences for breaking school rules are the same for everyone	38.8%	41.1%
Adults at this school listen		

INSTRUCTION AND TECHNOLOGY

Table 13. How Well Did Your High School Help You To Actively Develop Knowledge And Skills In The Following Areas? (Item 22)

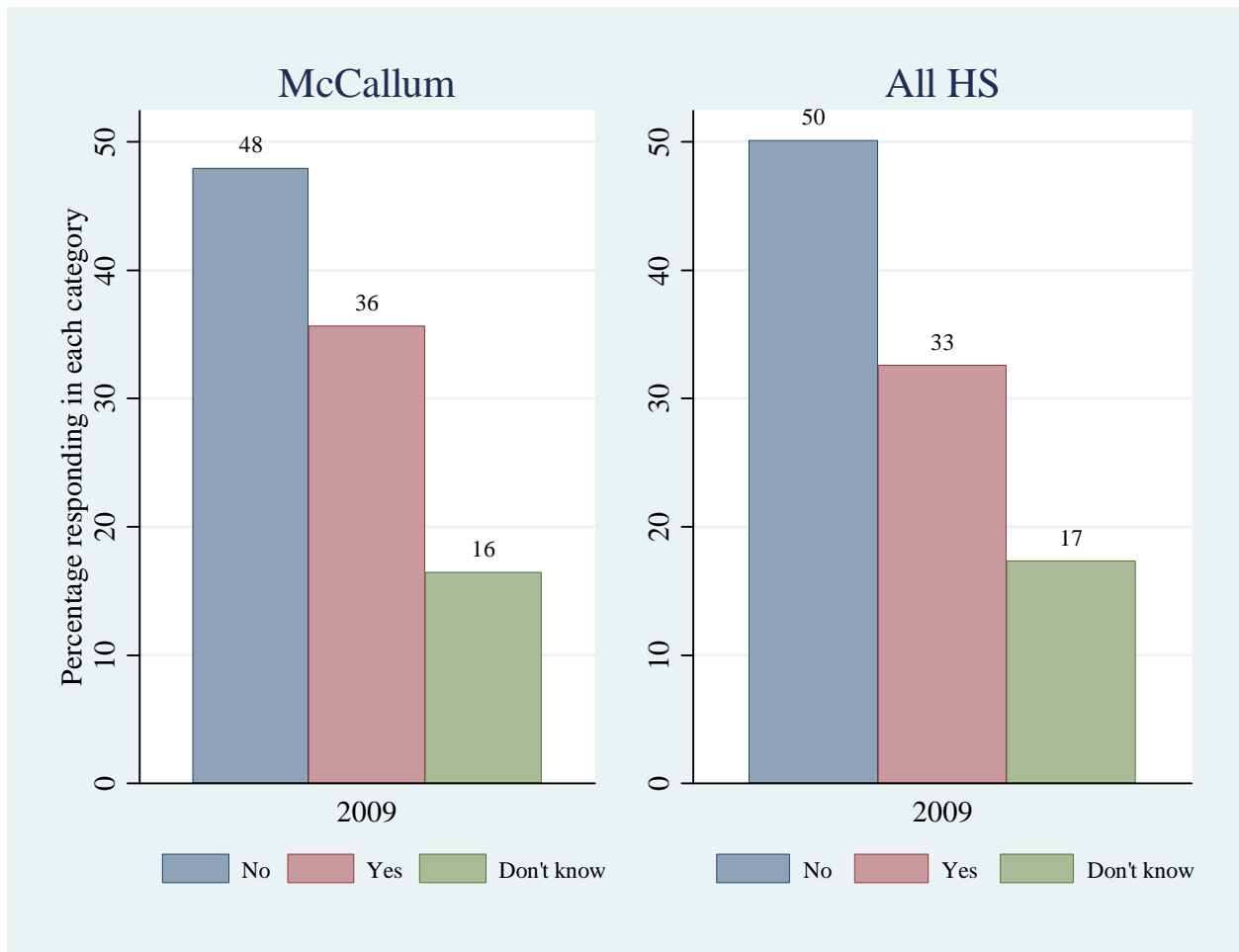
*Percentage who responded Somewhat well or Well	McCallum 2007	McCallum 2008	McCallum 2009	All HS 2007	All HS 2008	All HS 2009
Teamwork	.	89.8%	85.5%	.	88.6%	89.7%
Creative thinking	92.6%	93.3%	90.2%	90.8%	90.6%	91.7%
Problem solving	94.6%	92.2%	91.6%	92.9%	91.5%	92.0%
Conflict resolution	83.7%	83.0%	81.3%	84.6%	82.8%	84.1%
Personal health/fitness	70.3%	76.5%	78.3%	78.5%	78.6%	81.0%
Time management	.	80.9%	74.9%	.	80.8%	81.2%
Technology	.	87.9%	83.6%	.	84.6%	84.2%

Note. Missing values, denoted by a period, indicate the item was not included on the respective year's survey.

*Responses were *Not well*, *Somewhat well*, and *Very well*.

Table 14. Please Rate The Quality Of Instruction That You Feel That You Received In The

**Figure 6. Do Your Parents Use Parentconnect/Gradesped To Monitor Your Grades?
(Item 27)**



Note. This item was new for 2009.

Table 16. Indicate How Much You Agree With Each Of The Following Statements About Technology Use At School: (Item 26)

*Percentage who responded Agree or Strongly agree	McCallum 2008	McCallum 2009	All HS 2008	All HS 2009
---	------------------	------------------	----------------	----------------

Table 18. High School Preparation For Post-Graduation Opportunities (Item 30a-D)

*Percentage who responded Somewhat well or Well	McCallum 2007	McCallum 2008	McCallum 2009	All HS 2007	All HS 2008	All HS 2009
How well prepared were you to plan your high school course selections?	88.7%	94.7%	90.0%	88.7%	91.2%	91.2%
How well prepared were you to meet your college and career goals?	85.0%	91.5%	84.7%	86.9%	88.4%	86.1%
How well prepared have you been for the college/technical/vocational school application process?						

Table 20. In Which Of The Following College Preparation Programs Did You Participate While In High School? (Item 33)

	McCallum 2008	McCallum 2009	All HS 2008	All HS 2009
Project ADVANCE	4.9%	3.7%	26.1%	17.9%
AVID	13.2%	11.7%	8.9%	8.8%
ACC College Connections	13.6%	15.7%	17.1%	18.0%
College Forward	1.0%	1.7%	3.0%	3.5%
Con mi MADRE	1.7%	1.0%	3.0%	1.9%
Talent Search/Trio	1.0%	1.0%	2.6%	2.6%
Upward Bound	1.4%	1.7%	1.8%	1.3%
Breakthrough	1.4%	2.3%	1.5%	1.3%
Immigrant College Access	.	2.0%	.	2.3%
I did not participate in any programs like this	49.8%	47.5%	41.6%	41.3%
Other	5.6%	3.0%	4.9%	3.0%

Note. Missing values, denoted by a period, indicate the item was not included on the respective year's survey.

Table 21. If You Participated In One Or More College Preparation Programs, What Did You Get Out Of It? (Item 34)

	McCallum 2008	McCallum 2009	All HS 2008	All HS 2009
They encouraged me to attend school regularly	34.0%	22.3%	35.3%	31.8%
They helped me choose the HS courses to prepare for college	30.6%	24.8%	31.8%	28.5%
They explained the financial aid process to me	38.9%	24.8%	37.9%	33.2%
They were available to help with school-related issues	27.8%	21.0%	29.1%	26.2%
They helped me deal with personal issues	12.5%	15.9%	18.7%	15.4%
They helped me believe that college was right for me	31.3%	24.8%	33.4%	30.9%
They helped me apply to college	43.8%	24.2%	47.3%	38.7%
Other	5.6%	1.9%	8.6%	1.9%

**Table 22. Have You Applied To The Following Types Of Postsecondary Institutions?
(Items 35, 36, And 37)**

	McCallum 2007	McCallum 2008	McCallum 2009	All HS 2007	All
--	------------------	------------------	------------------	-------------------	-----

Figure 8. How Many Siblings (Brothers Or Sisters) Do You Have Who Are Either Enrolled In College Or Live With You (Item 11)

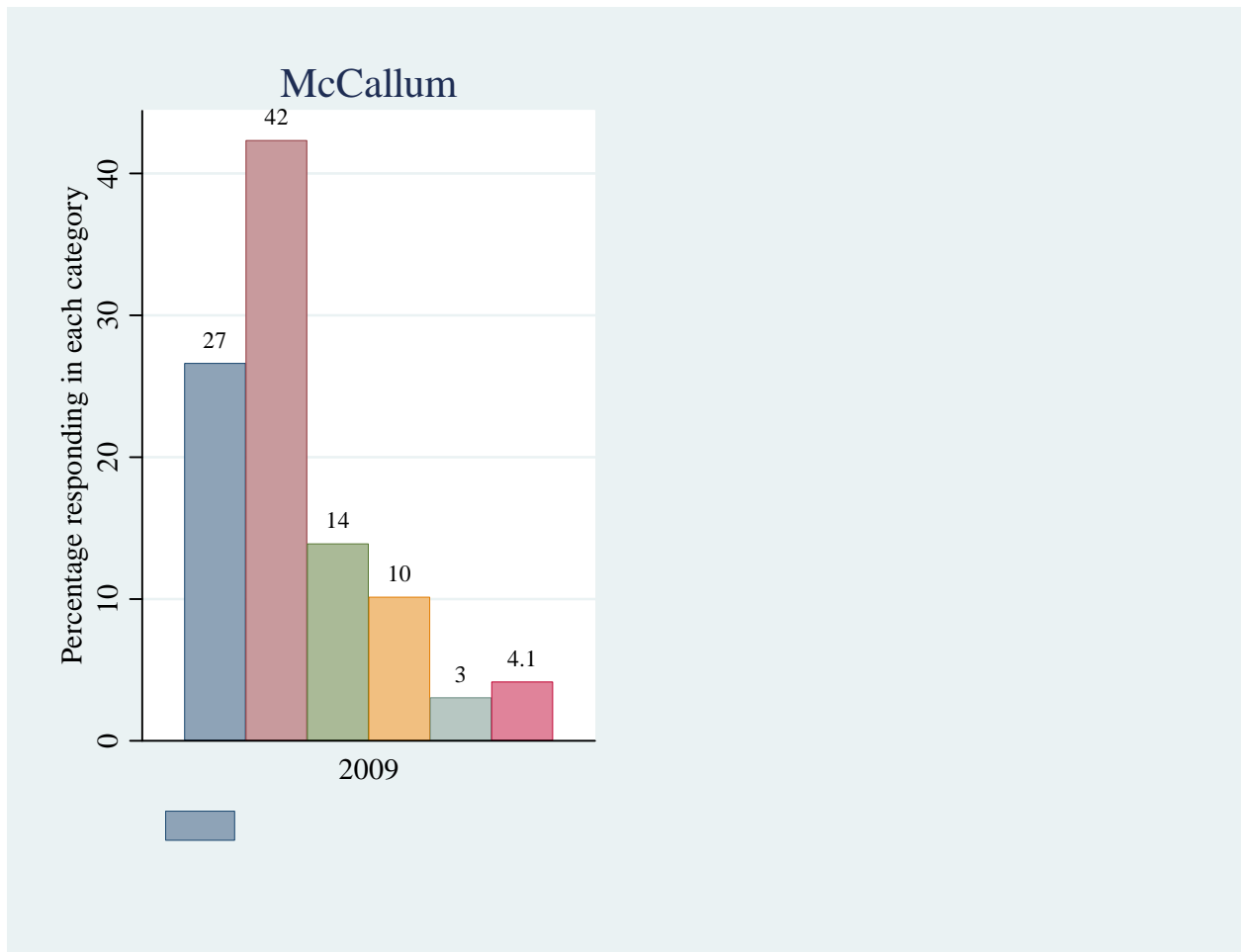


Table 27. Which Of The Following Campus Staff Helped You With Any Of The Activities Listed Below: (Item 42)

McCallum School counselor	McCallum Advisory	McCallum Teacher	McCallum Advance Facilitator	McCallum AVID Staff	McCallum Early College
---------------------------------	----------------------	---------------------	------------------------------------	---------------------------	------------------------------

ADDITIONAL RESULTS

Figure 9a. What Is The One Thing That Was Most Important To Keeping You Going Through School All The Way To Graduation? (Item 48, McCallum)

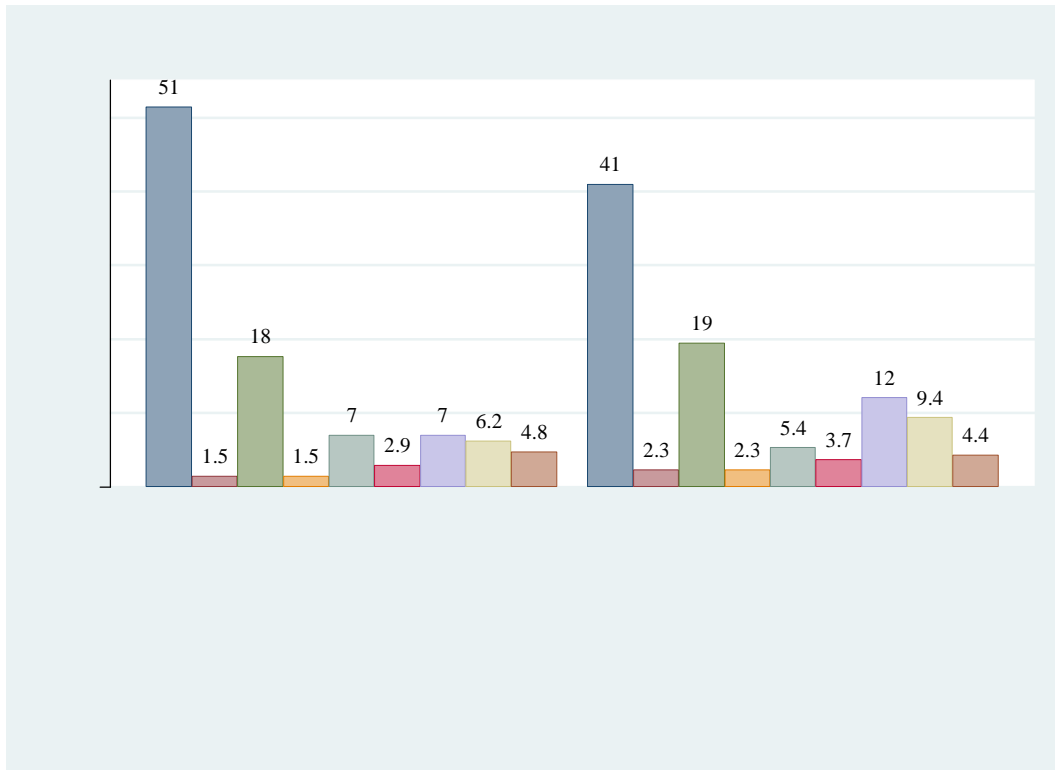


Figure 9b. What Is The One Thing That Was Most Important To Keeping You Going Through School All The Way To Graduation? (Item 48, All High Schools)

