



**RESULTS OF THE AISD HIGH SCHOOL EXIT SURVEY  
 CLASS OF 2007**

**MCCALLUM HIGH SCHOOL**

The fifth annual Austin ISD High School Exit Survey was administered electronically to seniors in every AISD High School during the Spring of 2007. This report contains the results for the Class of 2007, along with a longitudinal summary of responses, where available<sup>1</sup>.

The survey is organized into five general topics: Postsecondary Intentions, Postsecondary Preparation, Campus Climate and High School Experiences, Technology Usage, and Parent Involvement. Individual item results are presented, both for your campus and for all High Schools.

The district-wide response rate for the High School Exit Survey remained similar to that of previous years (Table 1). Surveys were received from 3,235 students in the Class of 2007. The survey sample once again closely resembles the ethnic and gender distribution of the district's senior class, indicating that the results are representative of the entire senior class population.

**Table 1. AISD High School Exit Survey Response Rates, Classes of 2004 to 2007**

	Percentage of Enrolled Seniors Responding <sup>2</sup>			
	Class of 2004	Class of 2005	Class of 2006	Class of 2007
<b>MCCALLUM</b>	76.4%	84.8%	86.1%	77.8%
<b>ALL HIGH SCHOOLS</b>	81.5%	85.3%	86.0%	82.0%

**INDIVIDUAL ITEM RESPONSES FOR MCCALLUM HIGH SCHOOL**

Results for your campus and all High Schools are presented below. Please use these data to identify trends in the responses of your seniors over time, and to examine how your campus results compare to the results for All High Schools.

<sup>1</sup> Previous years' data not available for items indicated with \*\*.

<sup>2</sup> Corrected response rate for All High Schools in 2007 is 87.0%. Please see Appendix for detailed information about campus response rates for 2007. Response rates are based on enrollment during the 6<sup>th</sup> six weeks reporting period. See Appendix for more detail regarding survey respondents. Note: Due to enrollment of some Special Education students with severe cognitive disabilities, a 100% uncorrected response rate is not expected.

**Item 1. *What is the ONE thing that you especially want the administration of AISD to know.***

Themes from this open-ended comment section have been identified and summarized each year. Generally, comments remain consistent from year to year; commonly identified themes expressed by the Class of 2007 include:

- **Respect.** Students continued to express a desire to be treated with respect and fairness by school staff, including administrators, office/attendance staff, hall monitors, security and parking lot personnel. Many felt that they were treated with suspicion and disrespect as a result of the behavior of other students. Students also were concerned that some rules (e.g., parking, dress code, off-campus lunch) were enforced inconsistently.
- **Academics.** Many students wished they had been told about the importance of good grades and rigorous coursework starting as early as middle school. They also questioned the quality of instruction during High school. Students stressed the importance of learning about college requirements and the college application process earlier in their high school careers. Negative comments about TAKS also were widespread.
- **Attendance and Exemption Policies.** Students particularly were upset about the elimination of final exam exemptions, and many comments indicated that students are more likely to skip classes now that attendance is not used for final exam exemptions. Students also expressed dissatisfaction with tardy policies, particularly those that result in arriving even later to class.
- **Dress code.** Students again expressed dissatisfaction with dress codes, and did not believe that style of dress interferes with the learning process. Many would have liked to wear hats.
-

*our students, we need only the most qualified and competent teachers who do their job correctly and effectively, without relying on busywork and movies.*

*No one likes your high school redesign plan.*

- **Poorly maintained facilities.** *Many*

**Items 6a-n. *Climate***

	2004-2005		2005-2006		2006-2007
	ALL HS	MCCALLUM	ALL HS	MCCALLUMA	

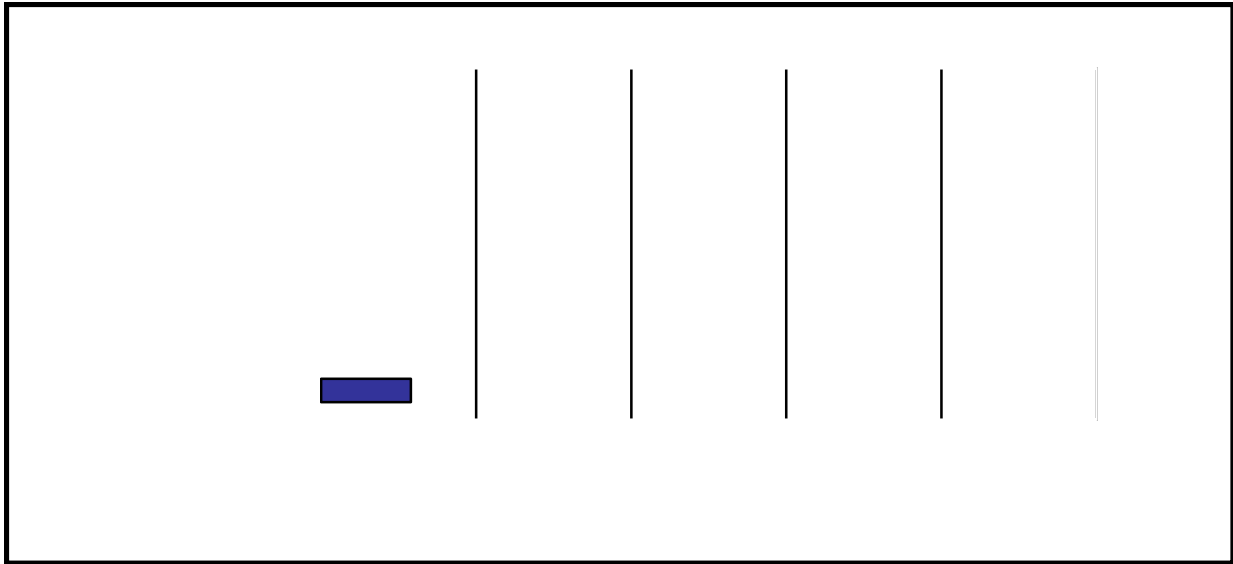
**Item 5. In which of the following extra-curricular activities did you participate while in high school?**

Activity	2004-2005		2005-2006		2006-2007	
	ALL HS	MCCALLUM	ALL HS	MCCALLUM	ALL HS	MCCALLUM
Music	31.7%	43.0%	25.1%	32.8%	28.0%	38.1%
Theater/Drama	15.5%	20.5%	12.1%	20.3%	12.0%	17.1%

**Item 8.** *Here is a list of community organizations found in and around Austin. Please indicate which of them, if any, you have participated in while in High School.*

Organization	AKINS	ANDERSON	AUSTIN	BOWIE	CROCKETT	GARZA
--------------	-------	----------	--------	-------	----------	-------

**Item 9.** *Thinking back on your years in high school, how many hours per week did you typically spend studying, doing research, or completing homework assignments OUTSIDE of class?*



**Item 11. How well did your high school help you to further develop knowledge and skills in the following areas?**

	2004-2005		2005-2006		2006-2007	
	ALL HS	MCCALLUM	ALL HS	MCCALLUM	ALL HS	MCCALLUM
<b>Creative Thinking</b>	2.4	2.4	2.4	2.4	2.3	2.4
<b>Problem Solving</b>	2.4	2.4	2.3	2.3	2.3	2.4
<b>Conflict Resolution</b>	2.2	2.2	2.0	1.9	2.2	2.1
<b>Personal Health/Fitness</b>	2.2	2.1	2.0	1.8	2.2	

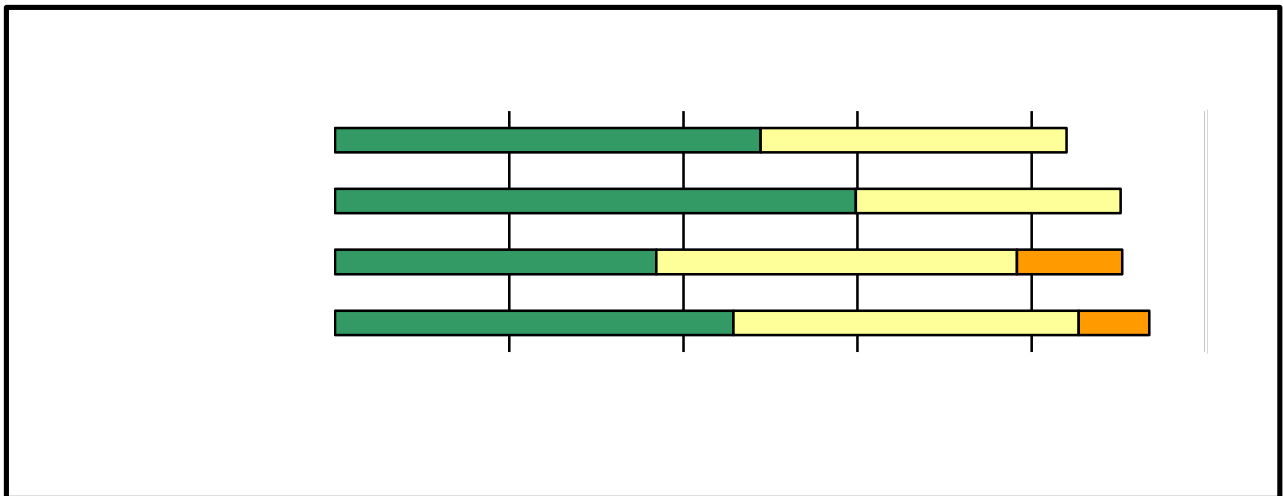
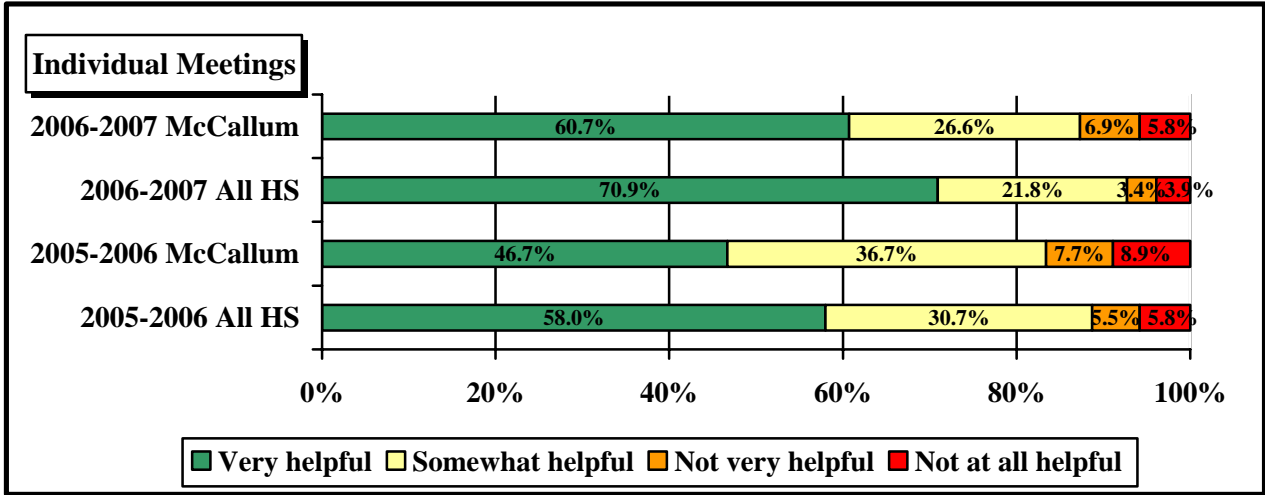


**Item 14. How often do you use a computer...**

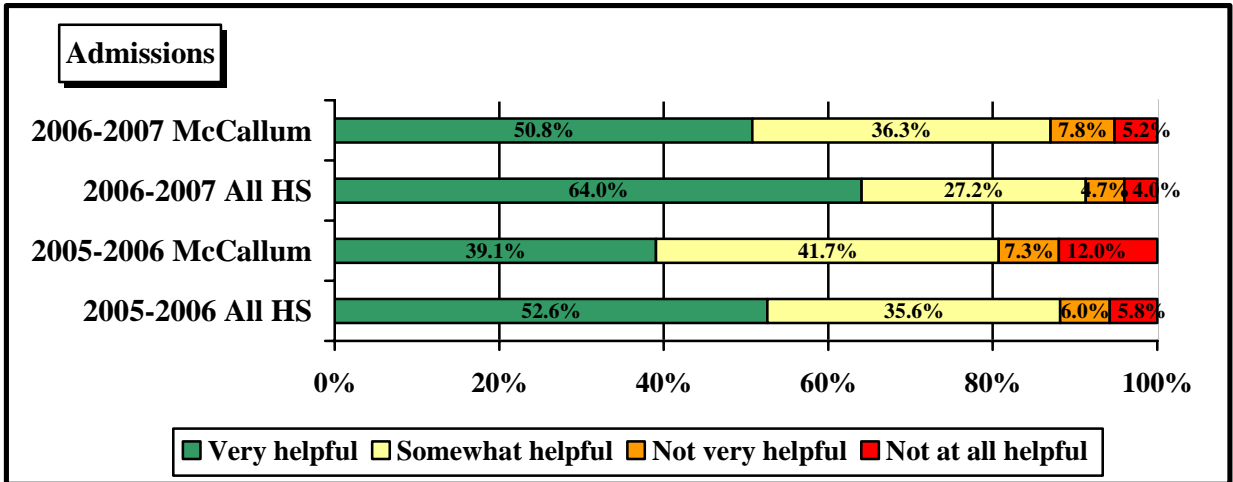
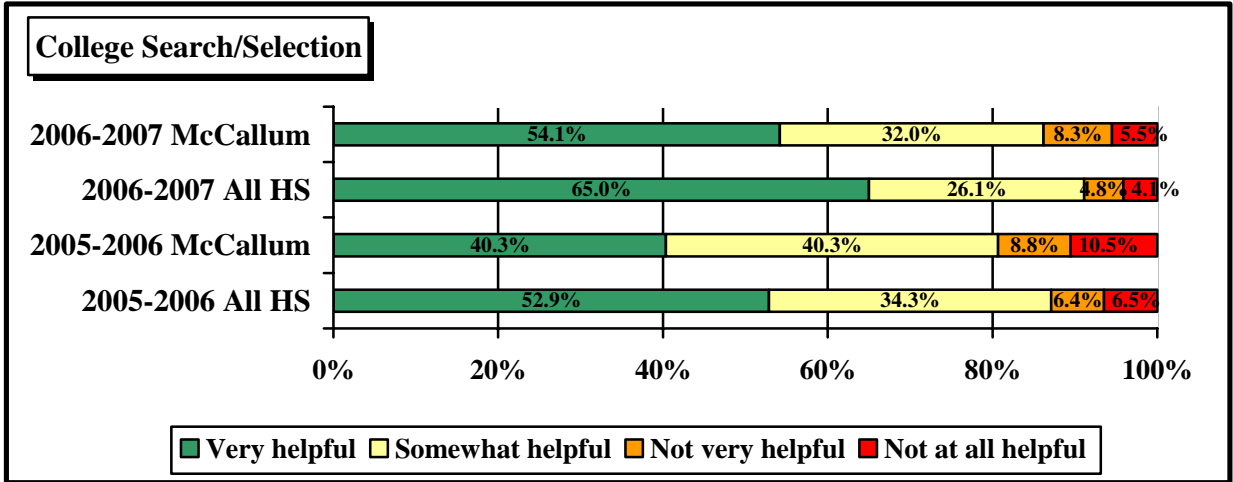
Location or Activity	2005-2006		2006-2007	
	ALL HS	MCCALLUM	ALL HS	MCCALLUM
At home?	3.6	3.7	3.5	3.7
At school?	3.0	2.9	3.1	2.9

**Item 16.**

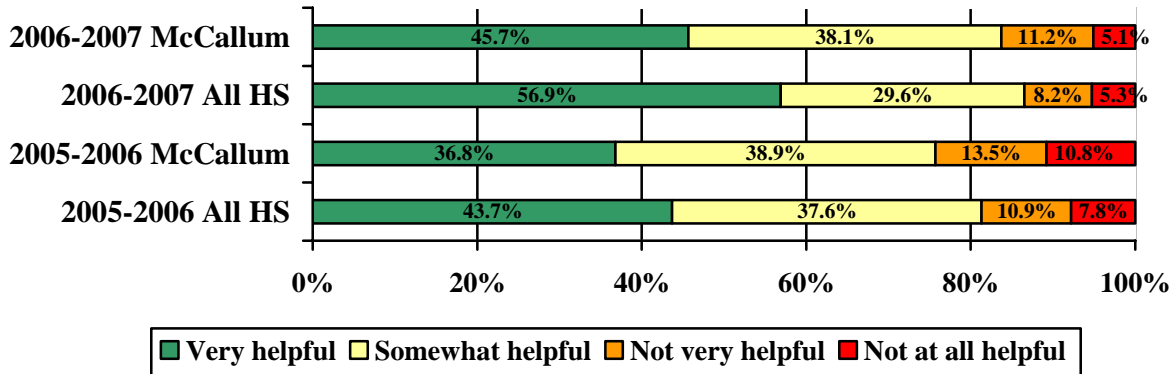
**Item 19. How helpful was your Project ADVANCE/College Advisor in the following types of meetings?**



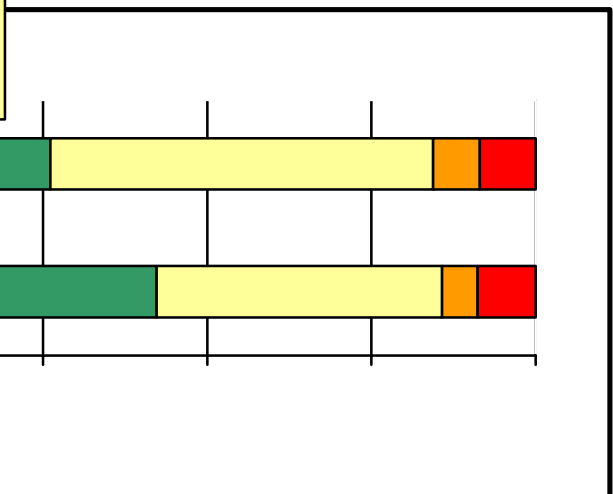
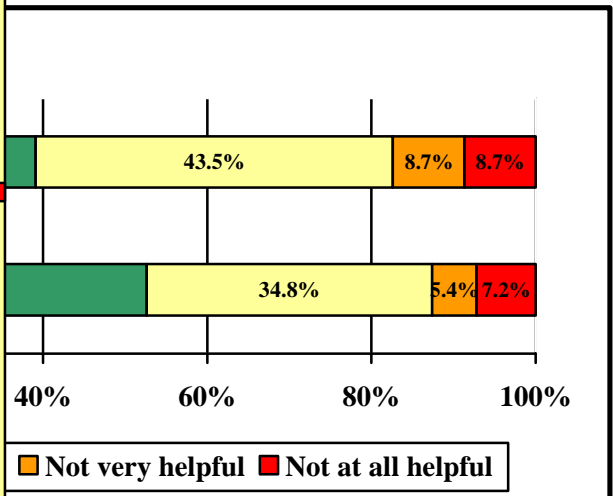
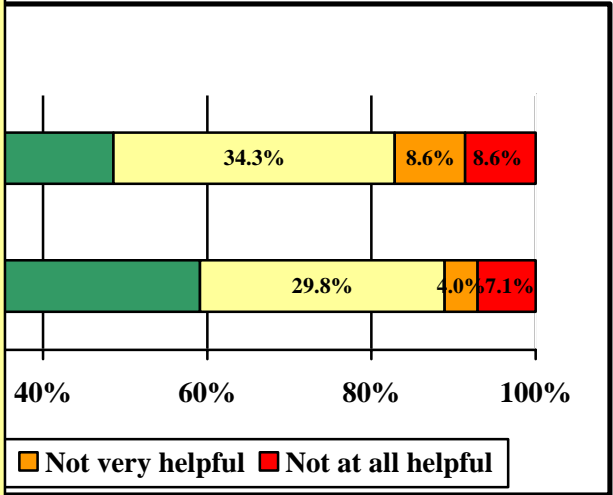
Item 20. How helpful was your Project ADVANCE Facilitator/College Advisor with the following processes?



### Scholarships

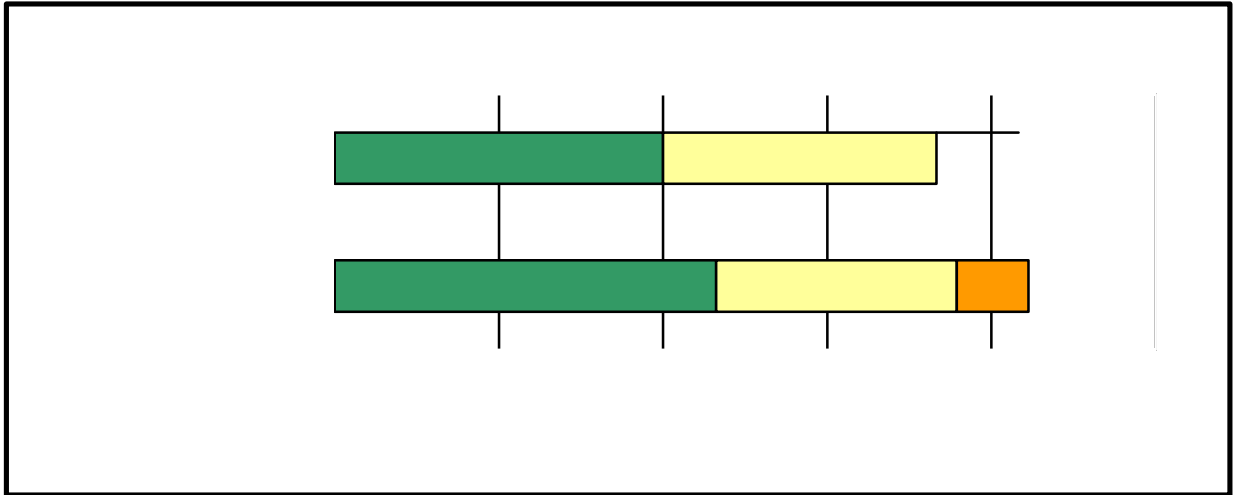


following types of meetings? (Skip this



Not at all helpful

**Item 22.** *How helpful was your Advisory Teacher in the following types of meetings? (Skip this question if you do not have an Advisory Teacher).*







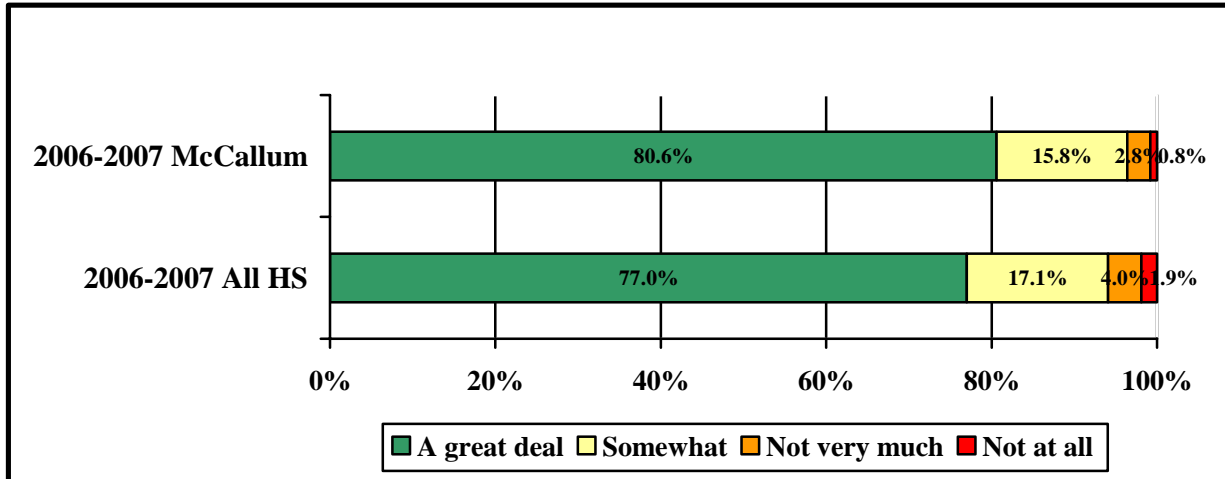
**Item 24. For which of the following issues did you meet with a school counselor?**

	2005-2006		2006-2007	
	ALL HS	MCCALLUM	ALL HS	MCCALLUM
<b>Scheduling</b>	81.5%	88.7%	76.7%	82.5%
<b>Course selection &amp; placement</b>	60.1%	66.6%	56.2%	61.5%
<b>Graduation plans</b>	52.3%	52.7%	53.0%	54.1%
<b>4 year plan</b>	21.5%	19.9%	21.2%	21.0%
<b>Graduation credit verification</b>	41.0%	42.8%	39.1%	40.1%
<b>Testing interpretation</b>	15.6%	18.3%	14.1%	12.8%
<b>Career information</b>	15.4%	12.9%	15.6%	9.7%
<b>College information &amp; applications</b>	37.7%	42.4%	36.5%	36.6%
<b>Resumes</b>	**	**	6.5%	4.3%
<b>Financial aid information/application</b>	17.9%	17.4%	19.9%	21.0%
<b>Scholarship information/application</b>	20.6%	25.4%	22.5%	27.6%
<b>Writing college essays</b>	**	**	9.9%	9.3%
<b>Conflict resolution</b>	11.5%	11.9%	10.4%	8.2%
<b>Personal / family issues</b>	11.4%	12.9%	12.2%	11.3%
<b>Parent conference</b>	8.5%	13.2%	7.7%	11.7%
<b>Teacher conference</b>	5.5%	8.7%	5.4%	8.2%
<b>Other</b>	16.3%	16.4%	10.1%	9.3%

Notes: In 2005-2006, "Resumes/college essays" were one category. 11% of all HS students said that they visited with a counselor for this purpose.

Respondents may select more than one option; percentages will not total 100%.

**Item 25. To what extent do your parents / family support your plans for after high school?+**



Note: +In previous years, this item was worded, “To what extent did your parents / family encourage you to participate in post-secondary education?”

**Item 26. To what extent were your parents involved in the following school-related things?**



and father's highest

2007

FATHER

MOTHER

ALL

MCCALLUM

ALL

MCCALLUM

Level



**Item 37. Within a year after graduating from high school, I am going to:**

	2004-2005		2005-2006		2006-2007	
	ALL HS	MCCALLUM	ALL HS	MCCALLUM	ALL HS	MCCALLUM
Attend a college or university for a postsecondary degree	71.8%	78.8%	65.0%	74.9%	69.3%	73.9%
Attend a school or college for a business, technical, trade, or vocational certification	11.1%	12.8%	20.6%	15.1%	19.1%	16.0%
Other	17.1%	8.4%	14.4%	10.0%	11.6%	10.1%

**For those students who plan to attend a school for postsecondary education or certification:**

**Item 38. Will you be the first person in your immediate family to attend college?**

	2005-2006		2006-2007	
	ALL HS	MCCALLUM	ALL HS	MCCALLUM
“Yes”	27.9%	20.5%	29.1%	19.2%

**Item 41. How important is each of the following in choosing a college?**

	2005-2006		2006-2007	
	ALL HS	MCCALLUM	ALL HS	MCCALLUM
College expenses	**	**	2.4	2.5
Availability of financial aid	**	**	2.4	2.5
Availability of specific courses or curriculum	**	**	2.6	2.6
Reputation of the college in athletic programs	**	**	1.8	1.7
Social life at the college	**	**	2.2	2.2
Ability to live at home and attend college	**	**	1.8	1.7
Job or employment placement record of the college	**	**	2.1	2.1
Reputation of the college in academic programs	**	**	2.2	2.5
Easy admission standards	**	**	2.5	2.0
Ability to take courses online	**	**	2.0	1.5

Note: Scores range from 1 (not important) to 3 (very important).

**For those students without plans to attend postsecondary education within the next year:**

**Item 42.**



**APPENDIX**

**Table A.1. Response Rate and Respondent Demographic Characteristics**

	Seniors Enrolled	# Surveys	Initial Response Rate	African Am	Hispanic	White	Female	Male	# Removed	Final N	Corrected Response Rate
Akins	447	354	79.2%	11.9%	62.4%	22.0%	46.0%	54.0%	<39>	408	86.8%
Anderson	456	407	89.3%	5.2%	18.9%	67.2%	18.0%	18.0%	86.8%	0 10.0T438.6	639.78 1.5 11.52 r



