



2006-2007 AISD Parent Survey Results

Linder Elementary School

The following report contains the results of the 2006-2007 AISD Parent Survey for your campus and all AISD schools at your level. The first section of this report provides a comparison of the campus demographics and the demographics reported by parents who responded to the survey from your campus. The next section describes the percentages of

How many parents responded to the survey in 2005-2006 and 2006-2007, and how does this compare to the number of students in the population each year?

	Campus	District EL	District MS	District HS
	307			
	821			
	37.4%			
	286			
	860			
	33.3%			

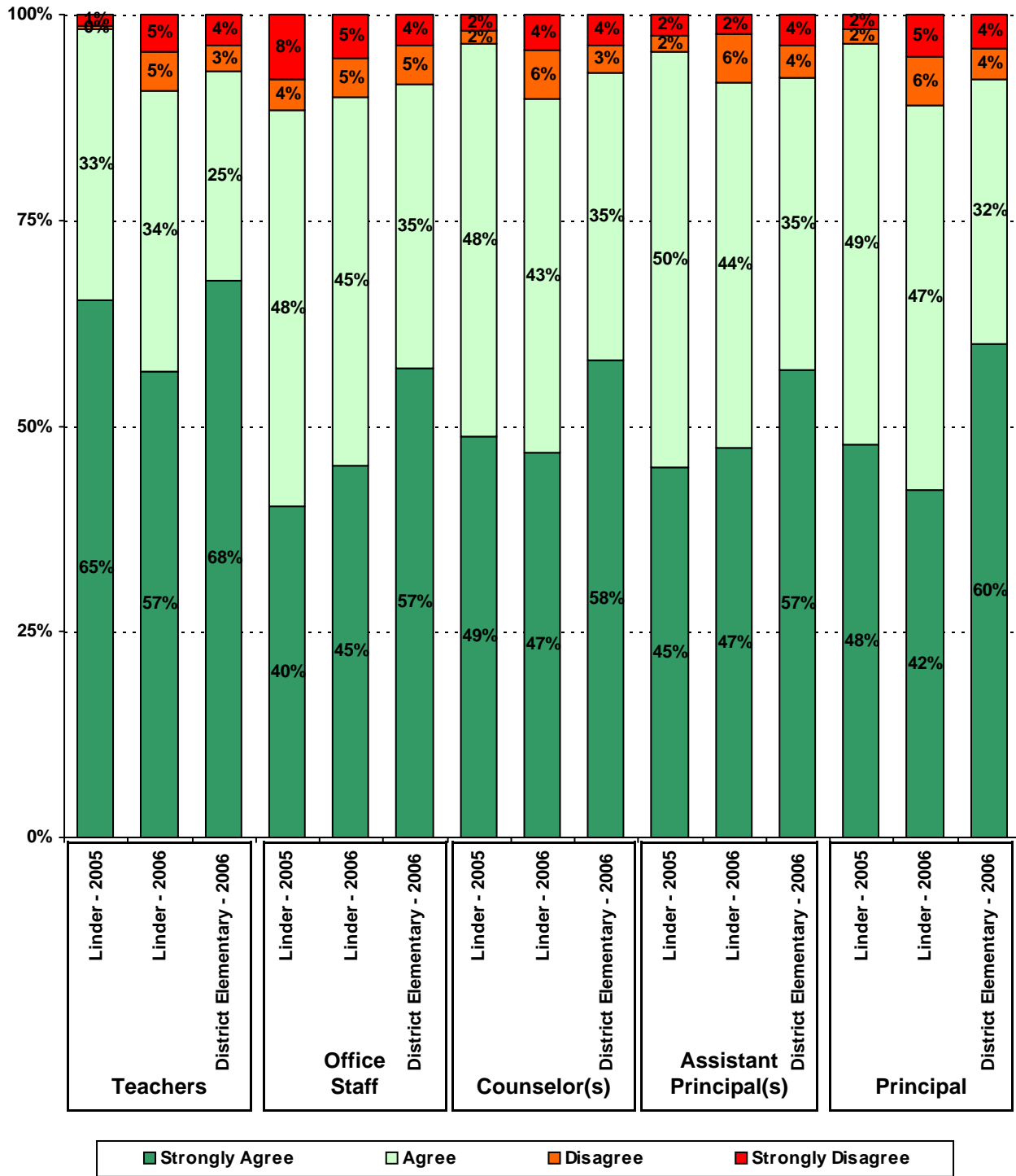
What did parents report as their child's ethnicity, and how does this compare to the ethnic distribution of the student population?

Ethnicity	% of Students, as Reported by Campus Parent Respondents	% of Students in Campus Population
Asian	6.8%	0.7%
Hispanic	89.2%	88.5%
Native American	1.4%	0.0%
White	2.3%	2.6%

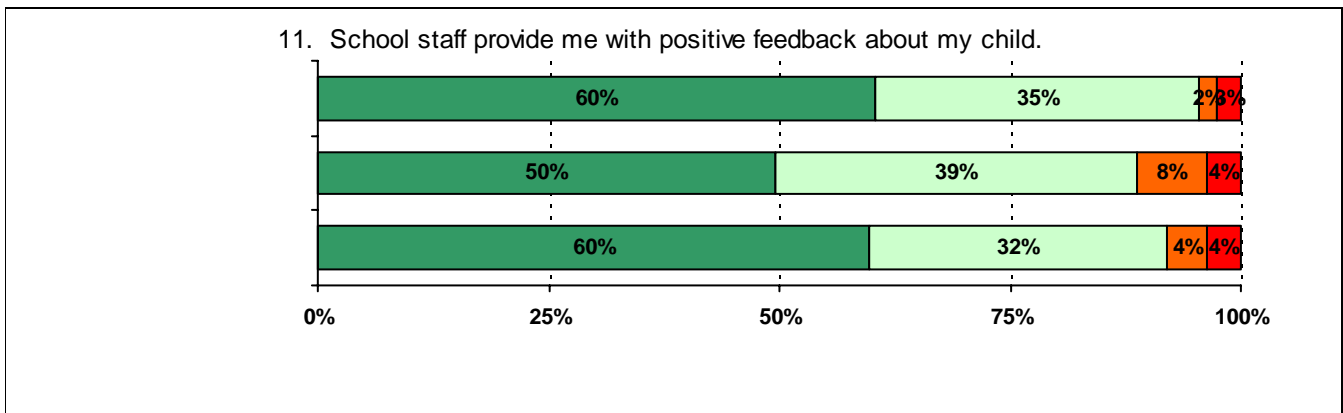
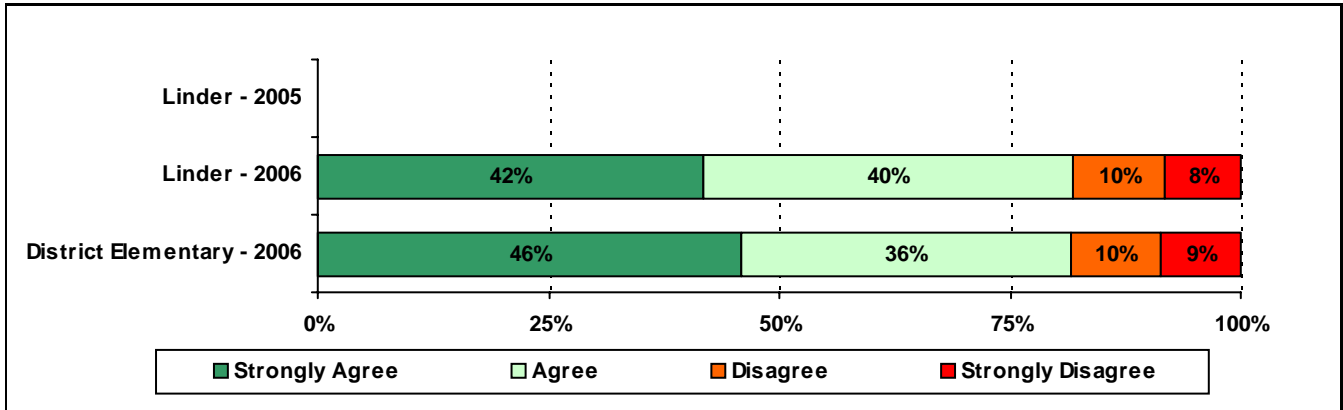


USING THE RESULTS OF THE AISD PARENT SURVEY

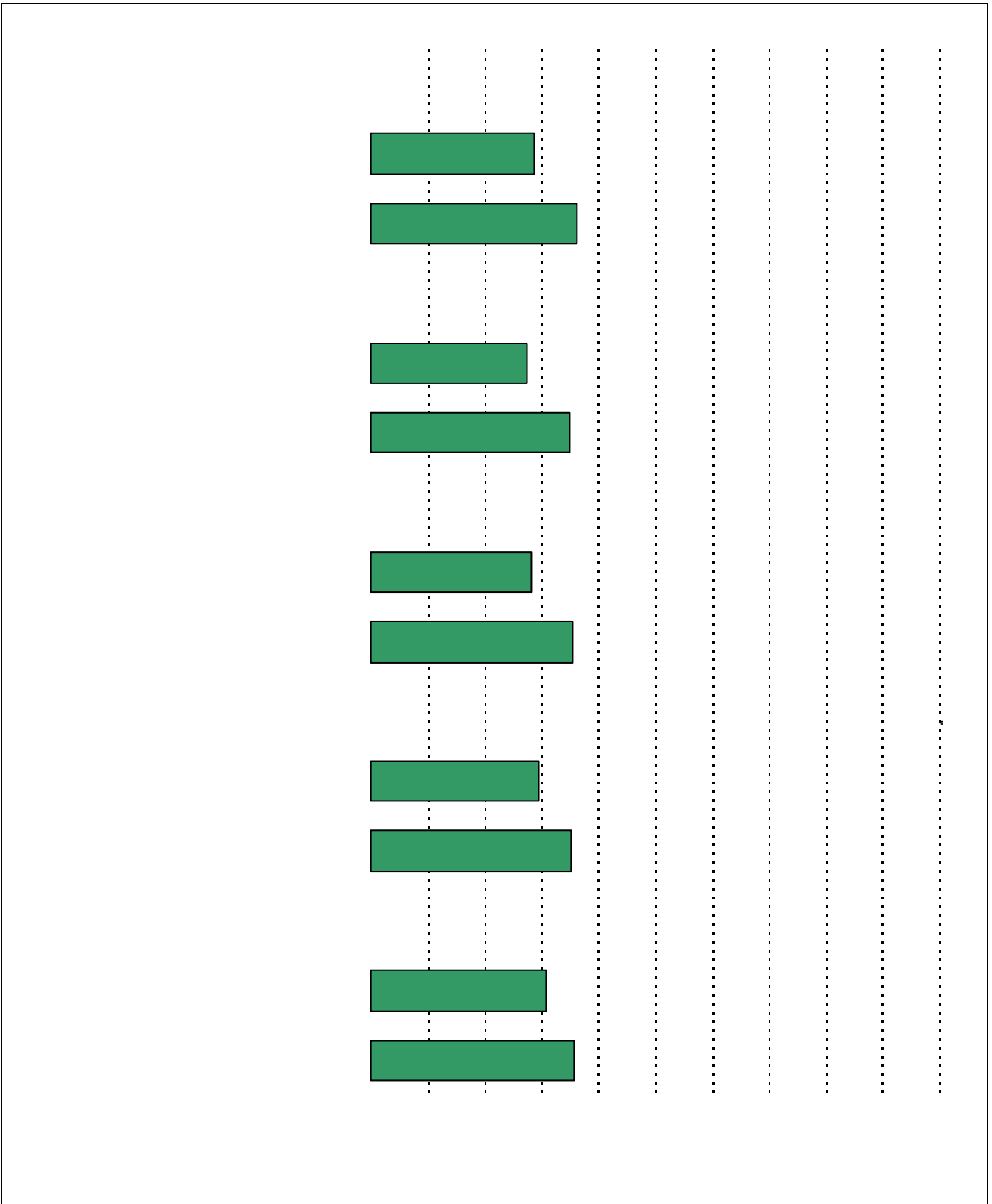
5. The following school staff treat me with courtesy and respect.

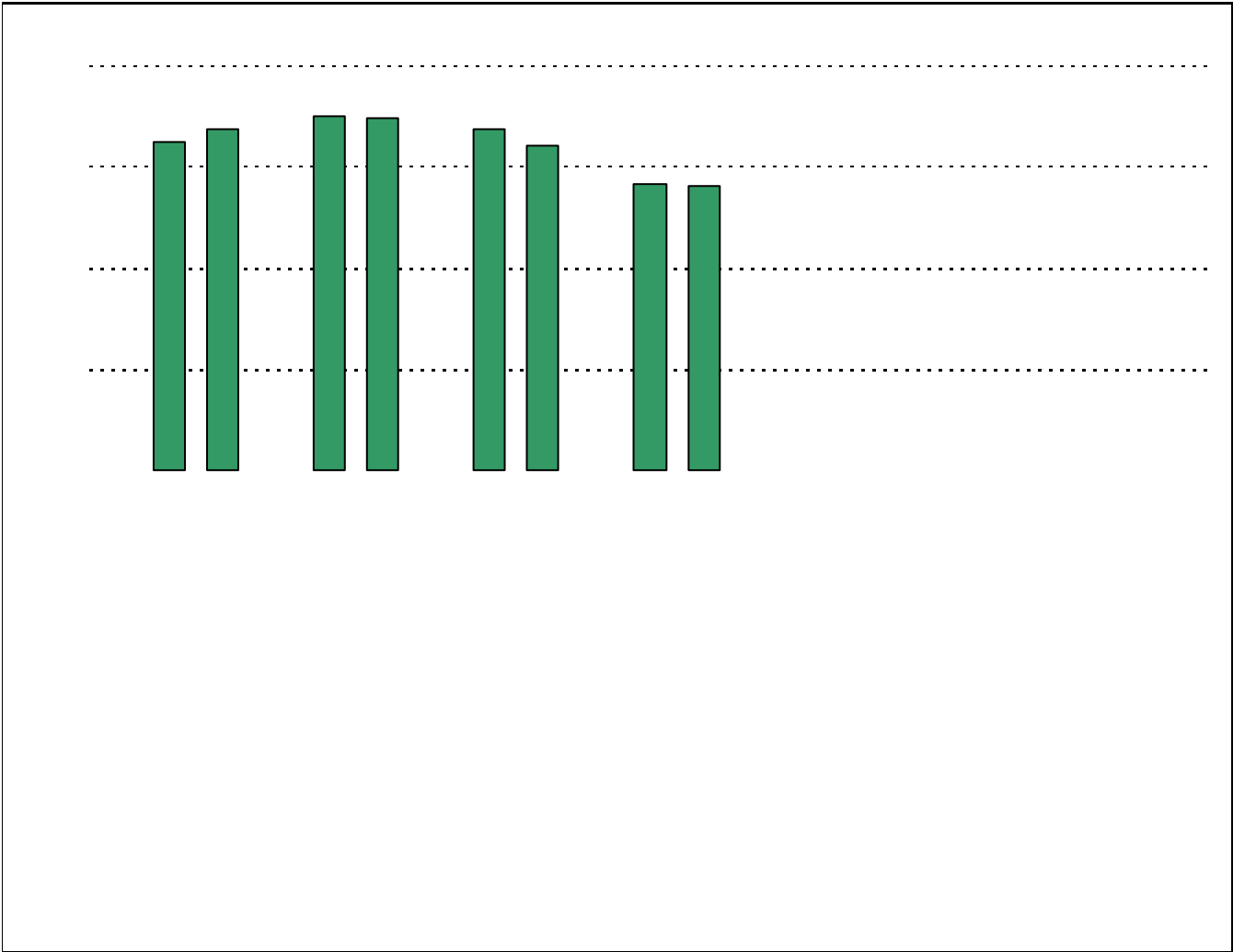


A rectangular box with a solid black border, containing four horizontal dotted lines. The lines are evenly spaced and extend across most of the width of the box, leaving small gaps at the left and right edges. This layout is typical for a writing template or a form designed for text entry.

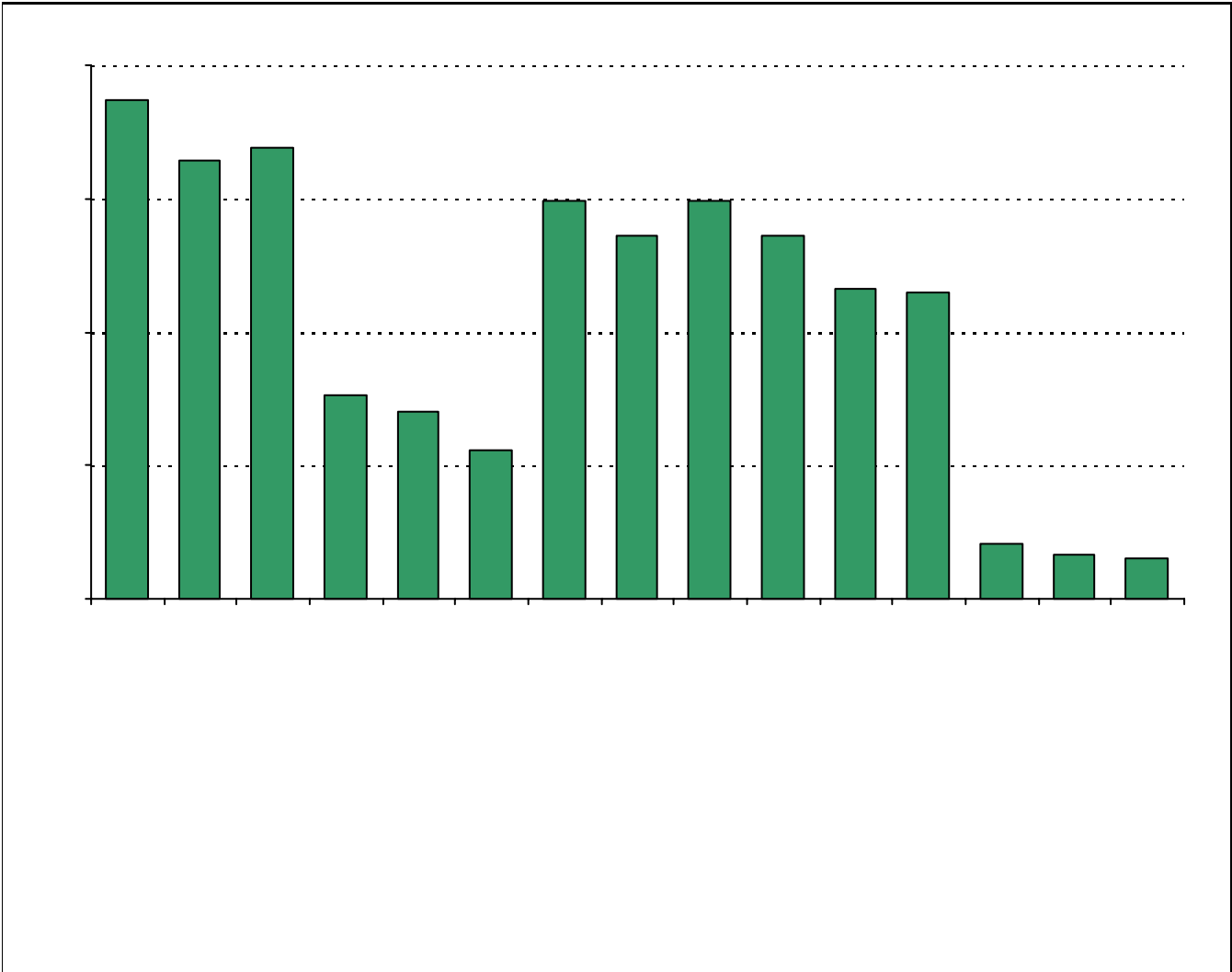


**Required
curriculum**





* Item(s) #17, #18, #19 added to the survey in 2006



Item Response Details

		Strongly Agree	Agree	Disagree	Strongly Disagree	Don't Know/NA
3a.	n = 240	91	101	13	11	24
3b.	n = 238	97	91	12	5	33
3c.	n = 233	95	87	12	9	30
3d.	n = 241	103	102	11	12	13
3e.	n = 266	147	89	12	12	6

Number of Linder Elementary School Parent Responses, by Response Option
(Continued)

		Strongly Agree	Agree	Disagree	Strongly Disagree	Don't Know/NA
13a.	n = 269	115	120	9	12	13
13b.	n = 259	110	108	12	11	18
13c.	n = 253	96	103	16	12	26
14a.	n = 264	110	89	16	13	36
14b.	n = 259	112	101	15	9	22
14c.	n = 264	101	103	14	12	34
15a.	n = 272	134	102	15	9	12
15b.	n = 247	101	96	12	8	30
15c.	n = 250	95	98	11	11	35
15d.	n = 243	97	90	17	12	27
15e.	n = 251	124	94	15	7	11
16a.	n = 236	36	52	22	15	111
16b.	n = 232	33	46	25	16	112
16c.	n = 236	35	47	26	16	112
16d.	n = 232	35	44	26	14	113
16e.	n = 228	36	41	27	13	111
17.	n = 270	138	85	12	18	17
20.	n = 286	High School diploma	Certificate/ Associates degree	Bachelors degree	Graduate/ Professional degree	Military service
		235	100	195	166	24