

**Publication Number 07.87**  
**February 2009**

**Marshall W. Garland, M.A.**  
**Cinda Christian, Ph.D.**  
**Reetu Naik, M.A.**

## **RESULTS OF THE 2008 STUDENT SUBSTANCE USE AND SAFETY SURVEY LBJ HIGH SCHOOL**

### **Description of Survey**

The federal Title IV Safe and Drug Free Schools and Communities grant requires annual needs assessment and evaluation of substance use and safety issues. Consequently, each year, a self-report student survey of substance use and school safety is administered to a random, representative sample of AISD students. The survey is used to track student knowledge, attitudes, and self-reported behavior over time. In the Spring of 2008 a sample of 8,436 students in grades 6-12 submitted valid responses to the district's annual survey of substance use and safety issues, yielding a response rate of 73%.<sup>10</sup> Selected item results are attached. These results should be shared with your Positive Behavior Support (PBS) team, the Campus Advisory Council, and others involved in campus safety following information to construct an interval that describes the campus population is likely to fall:

Population size: In this case, the number of students at your campus.

Sample size: In this case, the number of survey respondents from your campus.

Desired level of confidence: In this case, 95%.

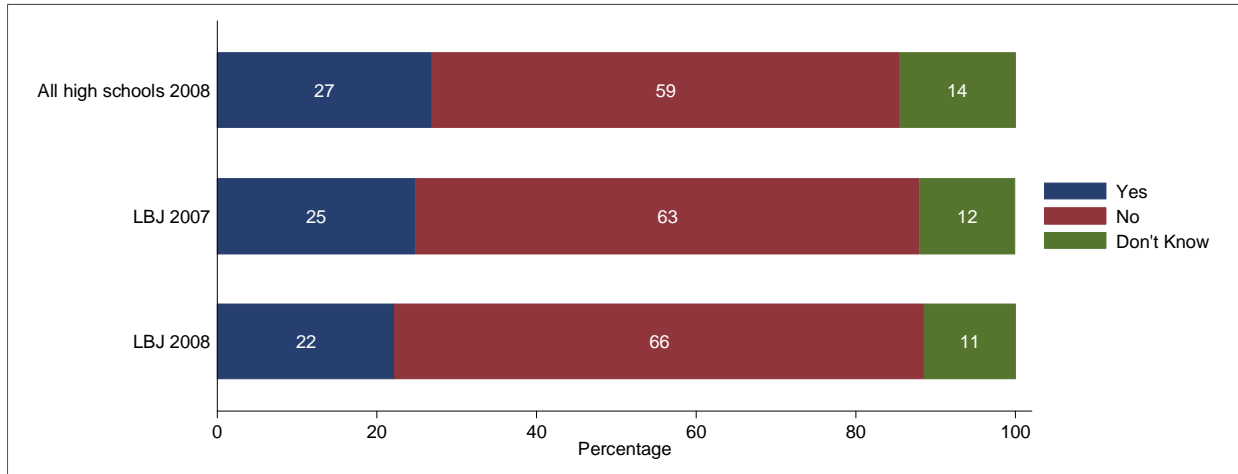
The 95% confidence interval is comm

## RESPONDENT DEMOGRAPHICS AND ITEMS THAT ADDRESS BOTH SUBSTANCE USE AND SAFETY

### Demographics

	Gender		Grade				Total
	Male	Female	9th	10th	11th	12th	
<b>LBJ 2007</b>	172 55%	141 45%	64 21%	90 29%	88 28%	68 22%	314
<b>LBJ 2008</b>	117 51%	111 49%	79 35%	56 25%	64 28%	29 13%	230
<b>All high schools 2008</b>	1,568 47%	1,744 53%	1,008 30%	853 26%	746 22%	714 22%	3,341

Q47: Do one or both of your parents usually attend school sponsored open houses, PTA meetings or other school events?






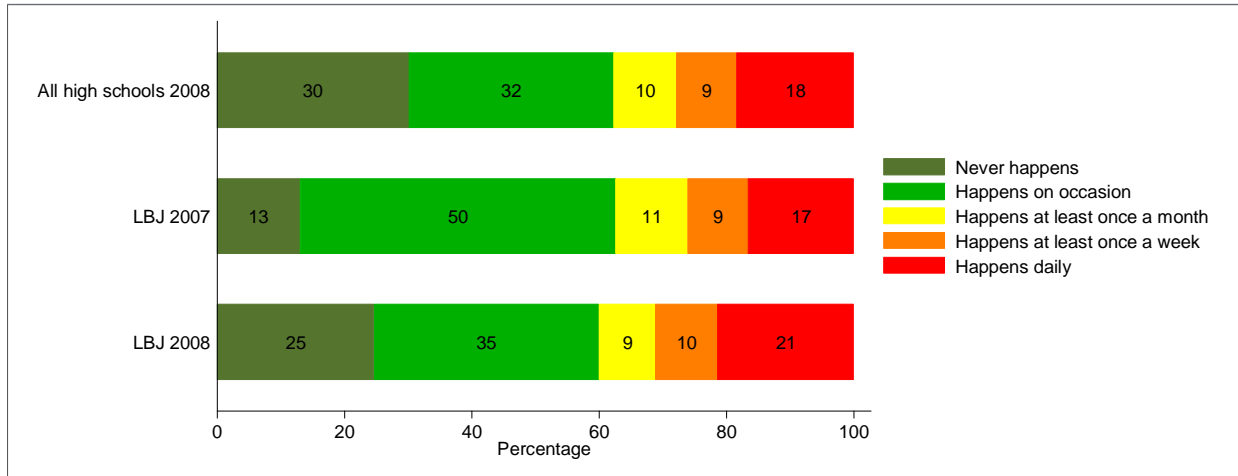


## SCHOOL SAFETY ITEMS

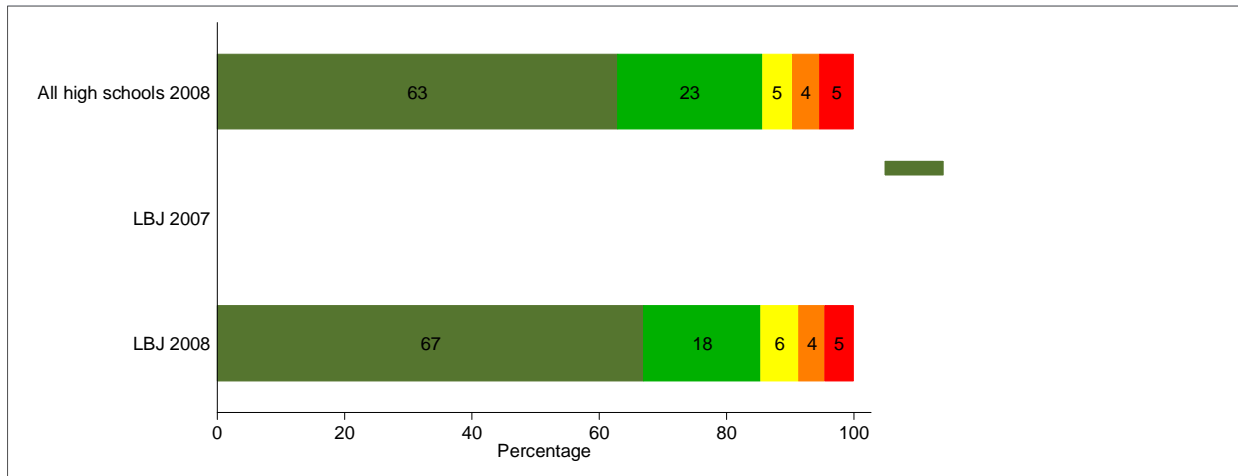
Q14: How often does racial tension occur at your school?



Q17: How often do gang activities occur at your school?

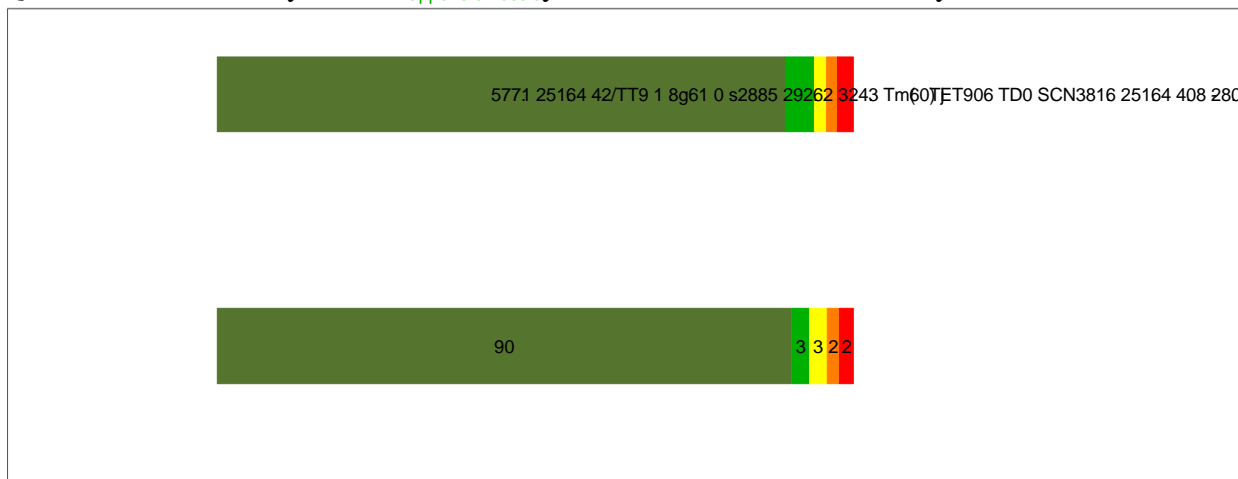


Q18: How often have you experienced any type of bullying at your school?



Note: This question was not asked in the 2007 survey .

Q19: How often were you absent because you did not feel safe on the way to/from school?



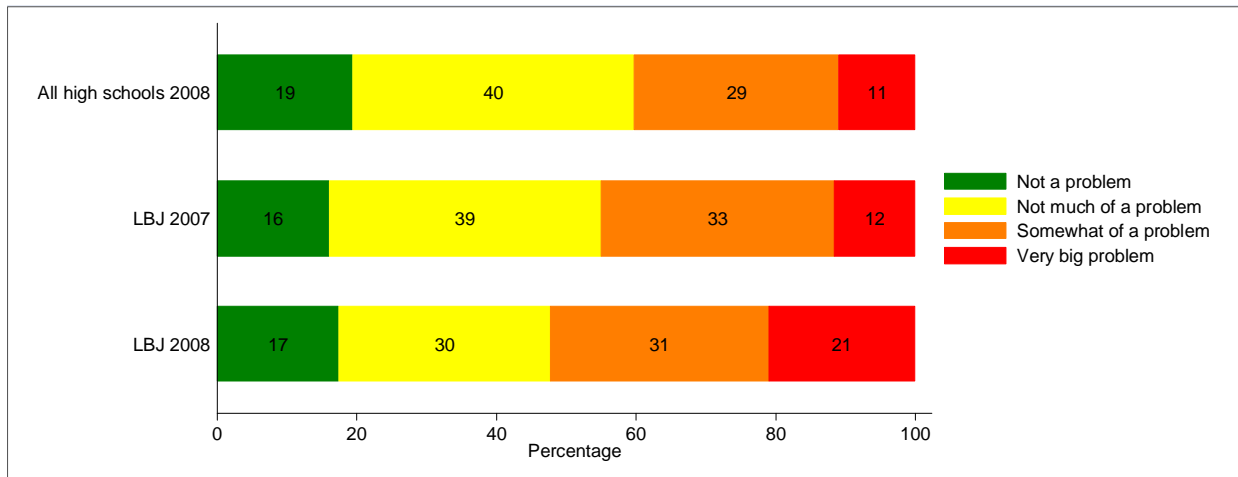


Q10: During this school year, have you experienced any of the following types of bullying at school?

	LBJ 2008	Percentage point change from 2007	All high schools 2008
<b>Verbal</b>	35%	-10	28%
<b>Social</b>	29%	4	25%
<b>Racial or ethnic harassment</b>	27%	7	13%
<b>Sexual harassment</b>	19%	9	13%
<b>Physical</b>	17%	2	13%
<b>Intimidation</b>	9%	2	9%
<b>Written</b>	8%	2	7%
<b>None</b>	48%	0	54%

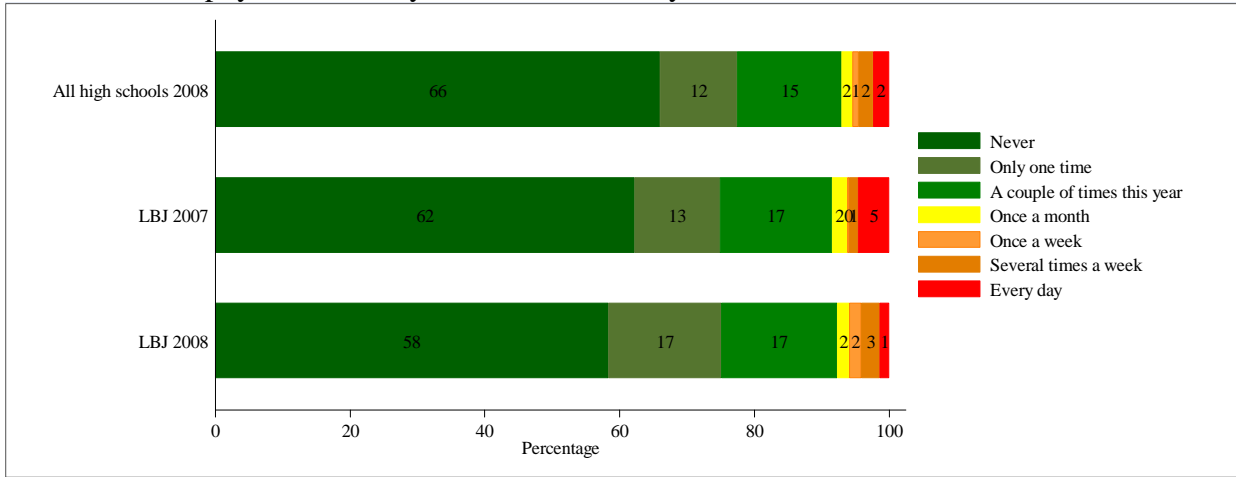
Note. Percentages may sum to more than 100% because respondents were allowed to choose multiple items. Differences between years should be interpreted with caution due to changes in the structure of the question between 2006-2007 and 2007-2008

Q11: How big a problem do you think bullying is at your school?

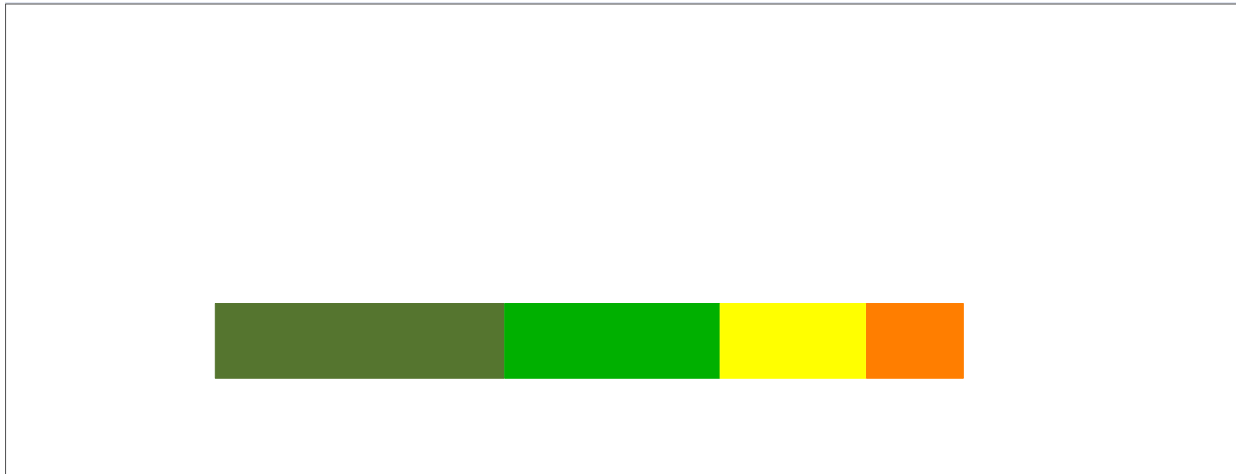




Q9: During this school year, how often have you or your close friends been physically harmed or threatened with physical harm by another student at your school?

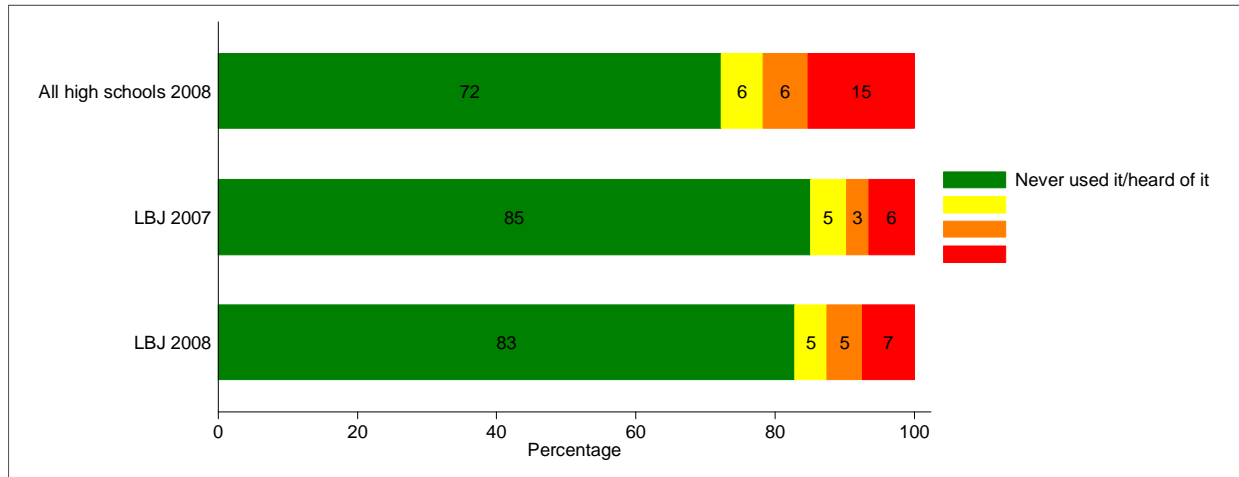


Q13: Are school rules about verbal or physical assaults or fighting enforced by school staff?

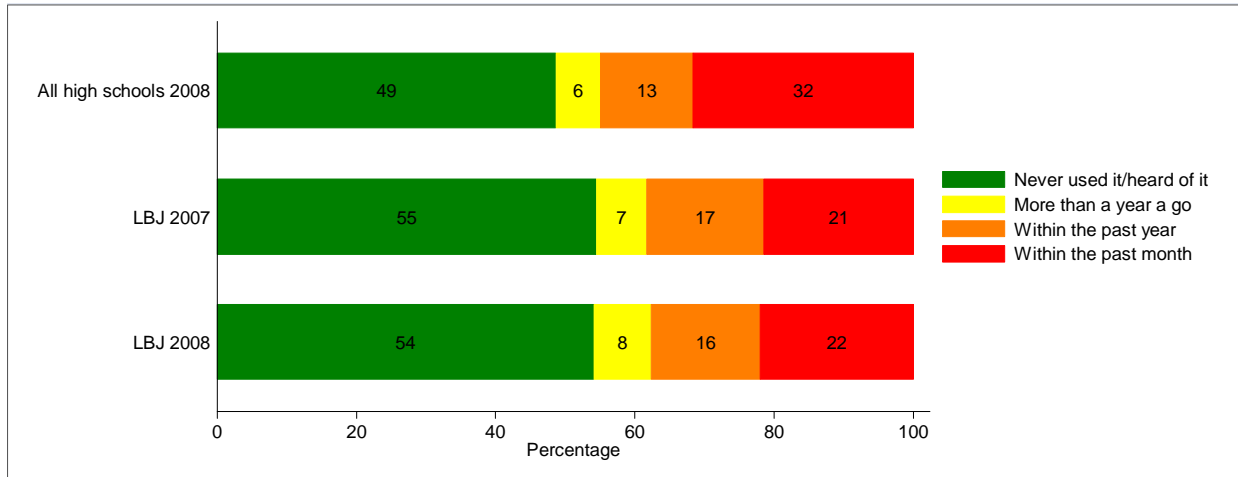


### SUBSTANCE USE ITEMS

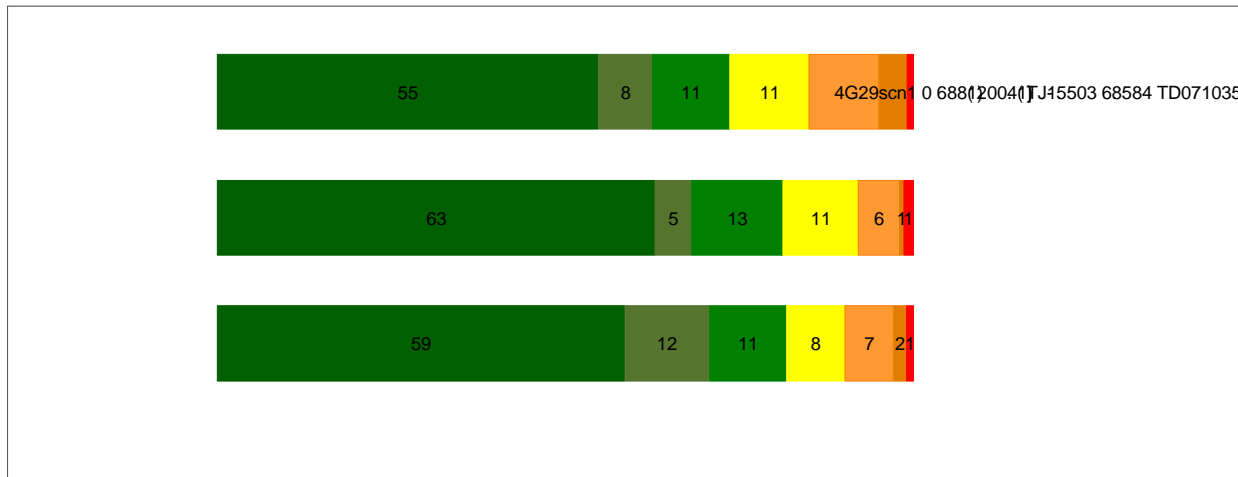
Q24: What is the most recent you have used Tobacco (e.g., cigarettes, cigars, chew, etc)?



Q25: What is the most recent you have used Alcohol (e.g., beer, wine, liquor, etc.)?

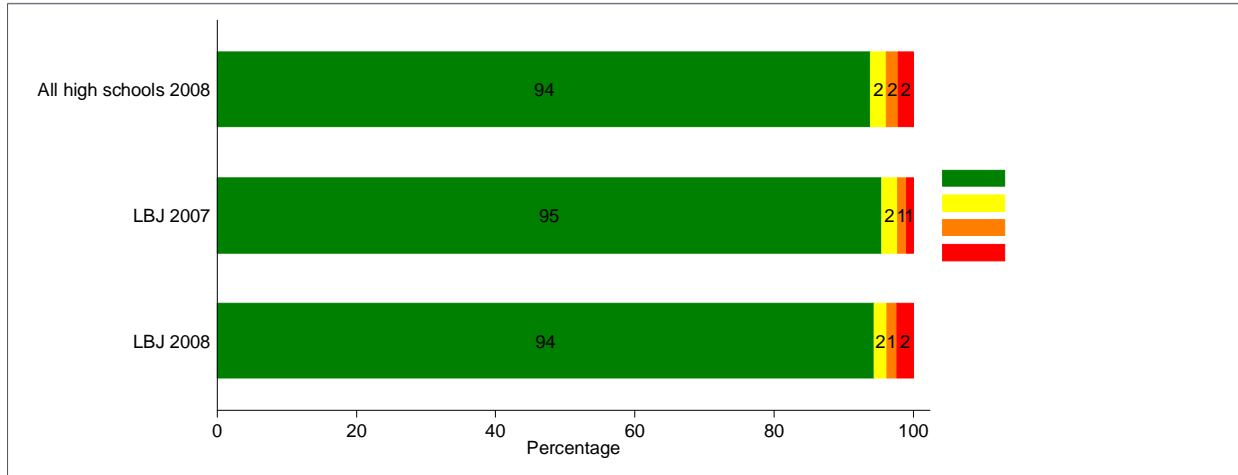


Q40: During this year, how often did you use Alcohol (e.g., beer, wine, liquor, etc.)?

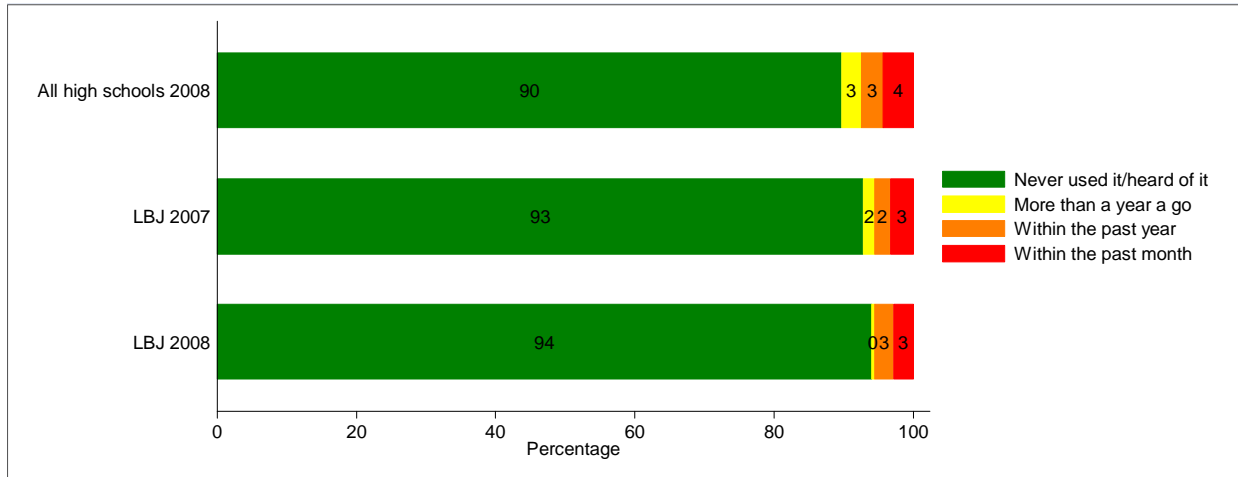


Q26: What is the most recent you have used Mari

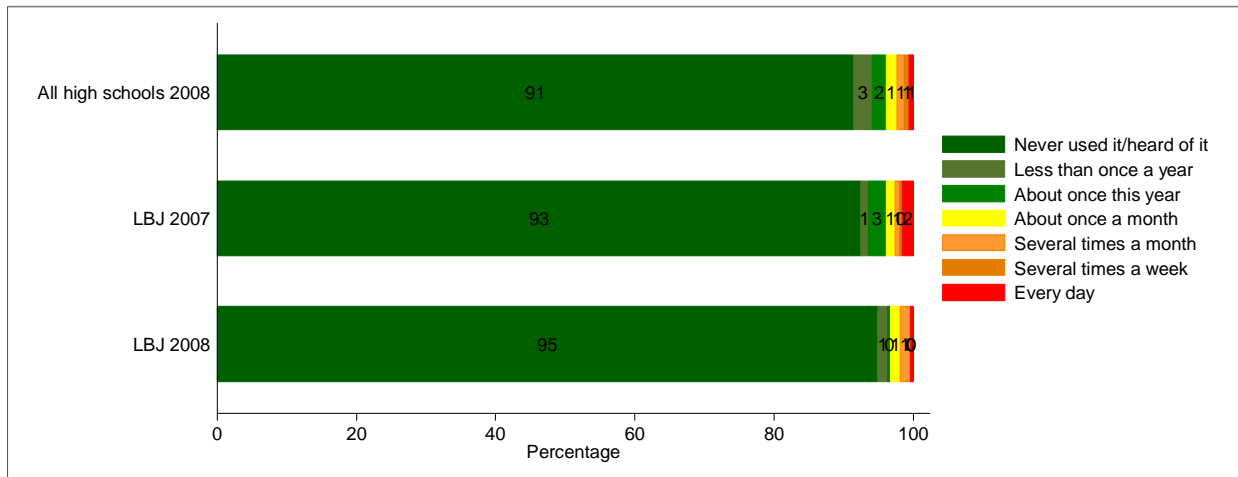
Q27: What is the most recent you have used Inhalants (things you might sniff, such as glue, paint, gasoline, white out, etc.)?



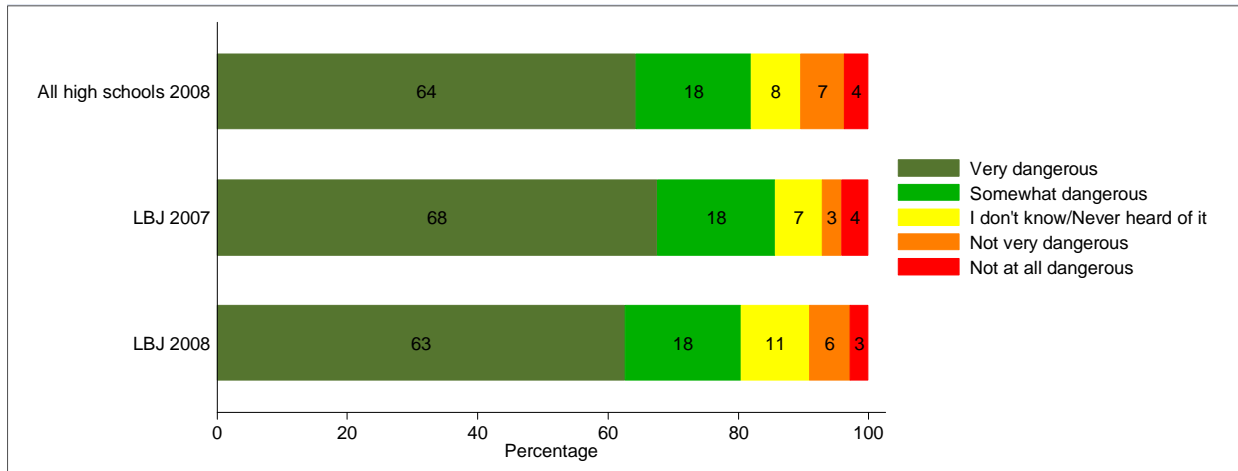
Q28: What is the most recent you have used Over the Counter Medication (e.g., triple Cs, DXM, skittles, or Coricidin) to get high?




Q43: During this year, how often did you use Over the Counter Medication (e.g., triple Cs, DXM, skittles, or Coricidin) to get high?



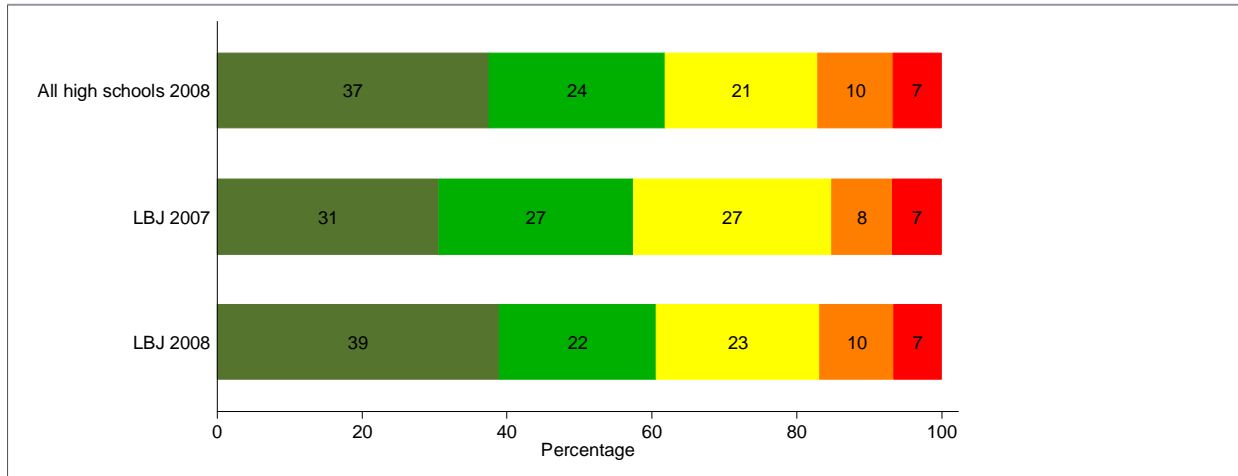
Q56: How dangerous is it for kids your age to use Over the Counter Medication (e.g., triple Cs, DXM, skittles, or Coricidin) to get high?



Q29: What is the most recent you have used Prescription Drugs (e.g., Codeine cough syrup, purple drank, Adderall/addy, Xanax/bars, or OxyContin) that was not prescribed to you to get high?

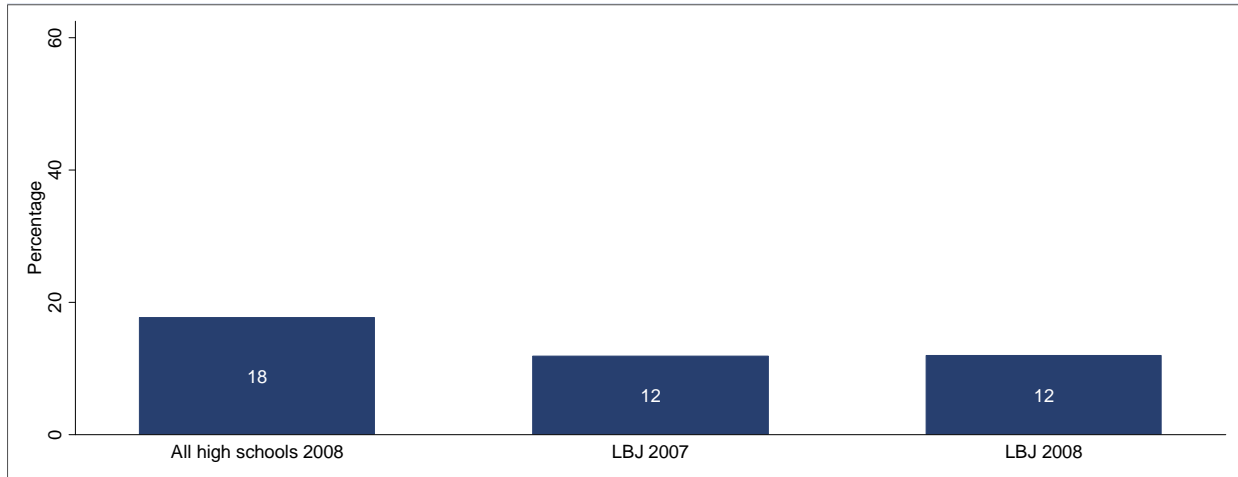


Q12: Are school rules about drug, alcohol, and tobacco use enforced by school staff?

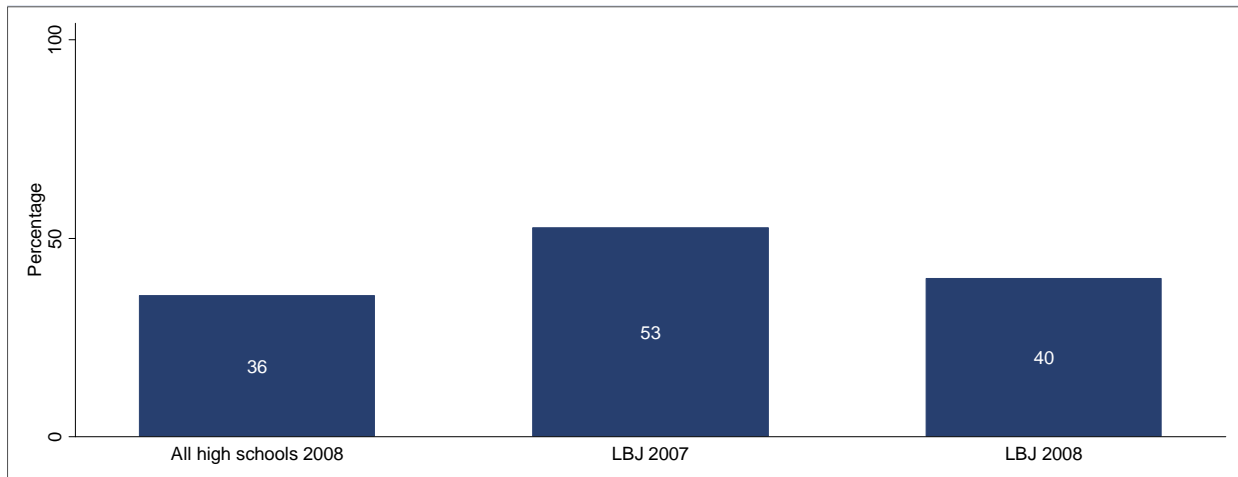




Q38: During this school year, have you attended any class while high, stoned, or drunk on any substance?



Q50: Within the past year, has your parent/guardian talked with you about the dangers of tobacco, alcohol, or drug use?



Note. This question was worded differently on the 2008 survey than it was on the 2007 survey. Specifically, the question asked: "Have you talked with at least one of your parents/guardians about t0057uour

**AUSTIN INDEPENDENT SCHOOL DISTRICT**

**SUPERINTENDENT OF SCHOOLS**

Pascal D. Forgione, Jr., Ph.D.

**OFFICE OF ACCOUNTABILITY**

Anne Ware, Ph.D.

**DEPARTMENT OF PROGRAM EVALUATION**

Holly Williams, Ph.D.

**AUTHOR**

Marshall Garland, M.A.

Cinda Christian, Ph.D.

Reetu Naik, M.A.



**BOARD OF TRUSTEES**

Mark Williams, President

Vincent Torres, M.S., Vice President

Lori Moya, Secretary

Cheryl Bradley

Annette LoVoi, M.A.

Christine Brister

Robert Schneider

Karen Dulaney Smith

Sam Guzman

Publication Number 07.87

February 2009