

# Johnson High School

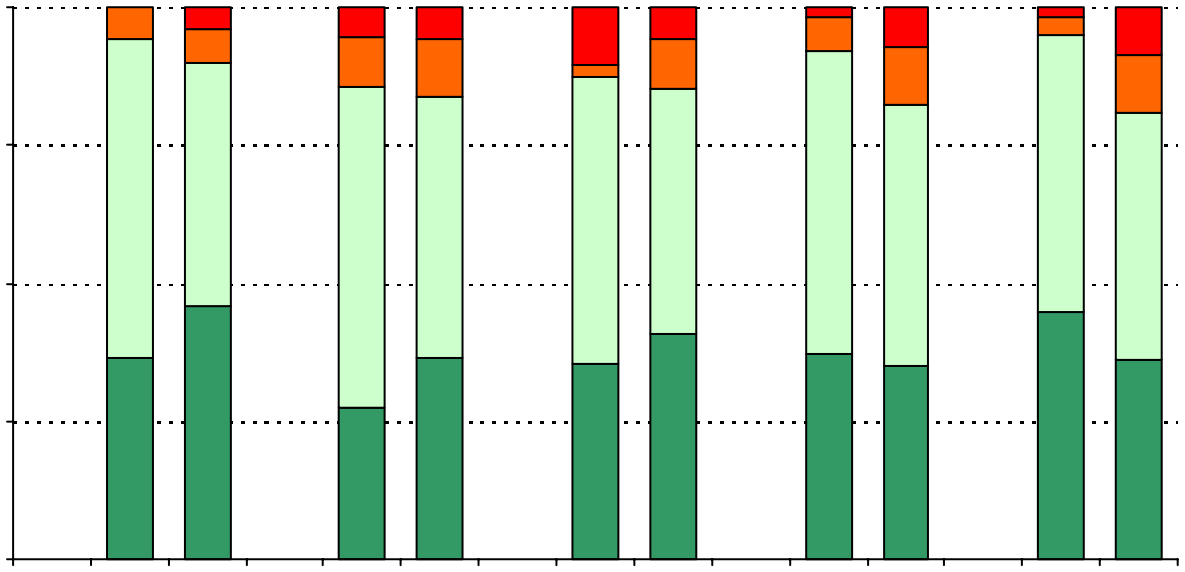
**How many parents responded to the survey in 2005-2006 and 2006-2007, and how does this compare to the number of students in the population each year?**

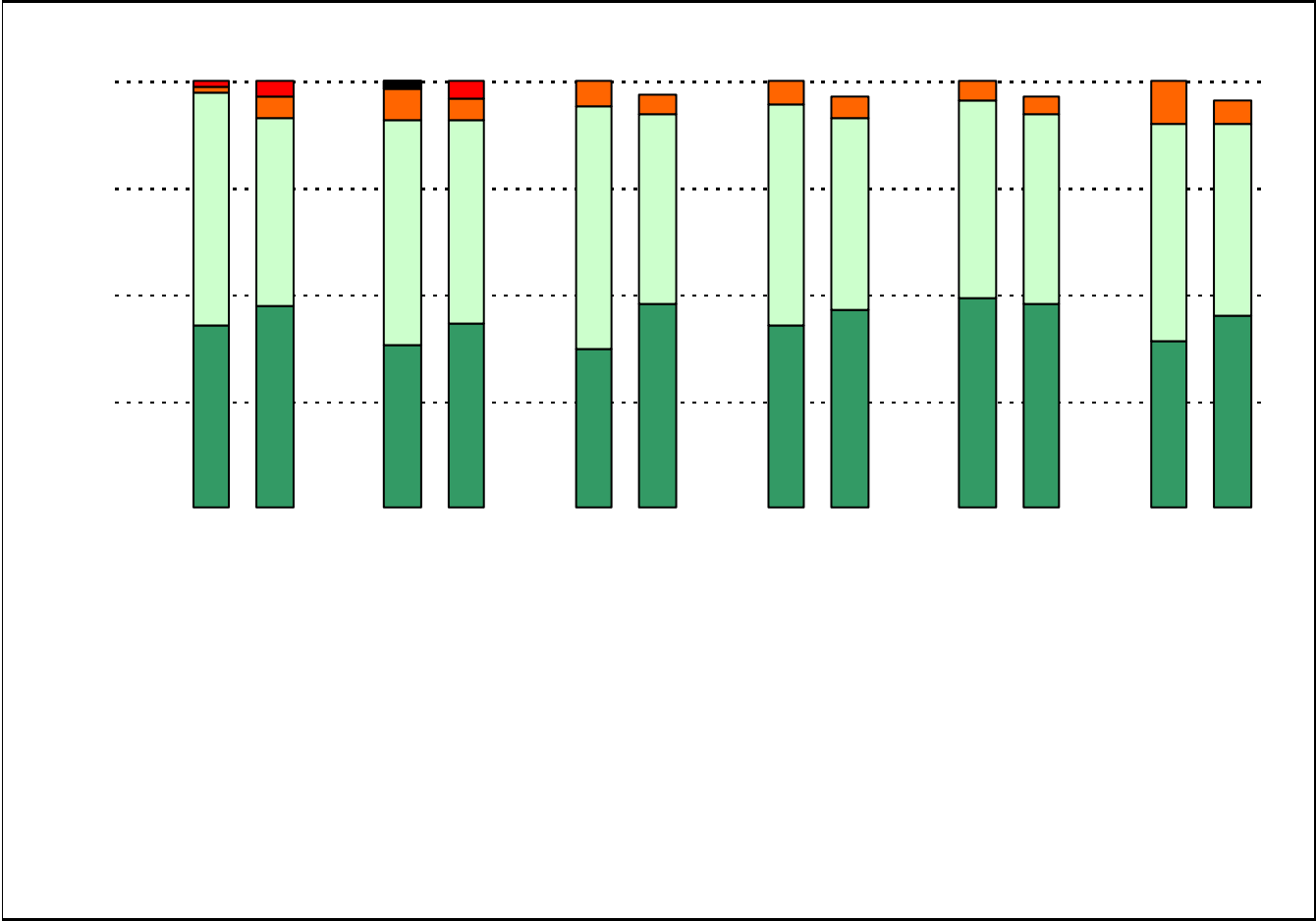
	Campus	District EL	District MS	District HS
	0			
	%			
	80			
	795			
	<i>10.1%</i>			

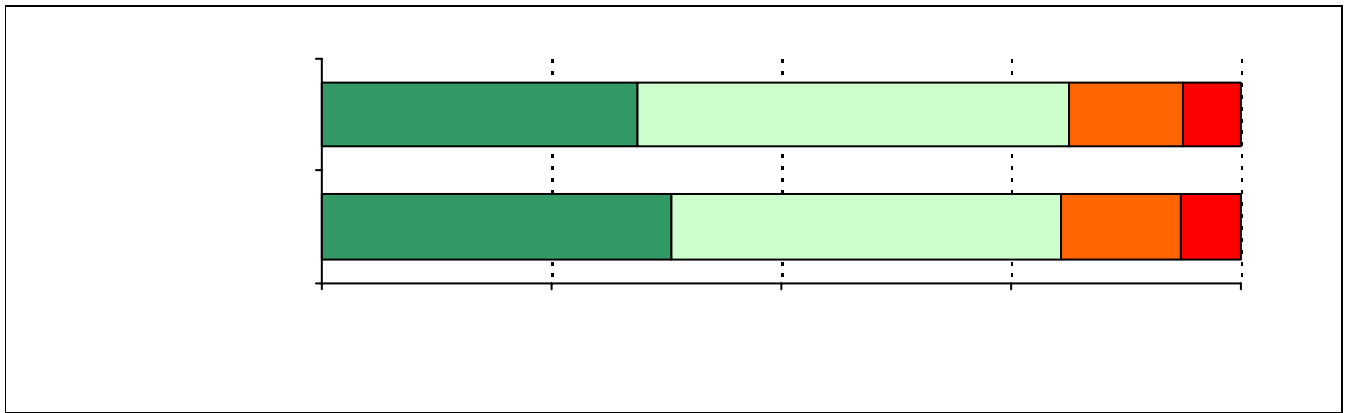
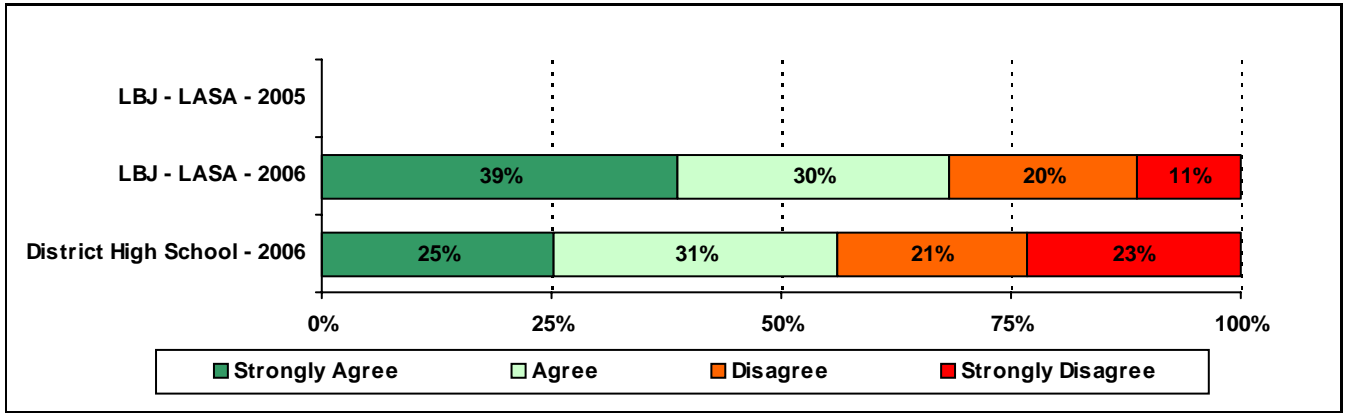
% of Students, as Reported by Campus Parent Respondents	
Native American	0.5%
White	53.8%




A blank sheet of white paper with a solid black border. Inside the border, there are four horizontal dotted lines, evenly spaced, serving as guides for writing. The lines are parallel and extend across the width of the page.









.....

.....

.....

.....

.....

.....

.....

.....

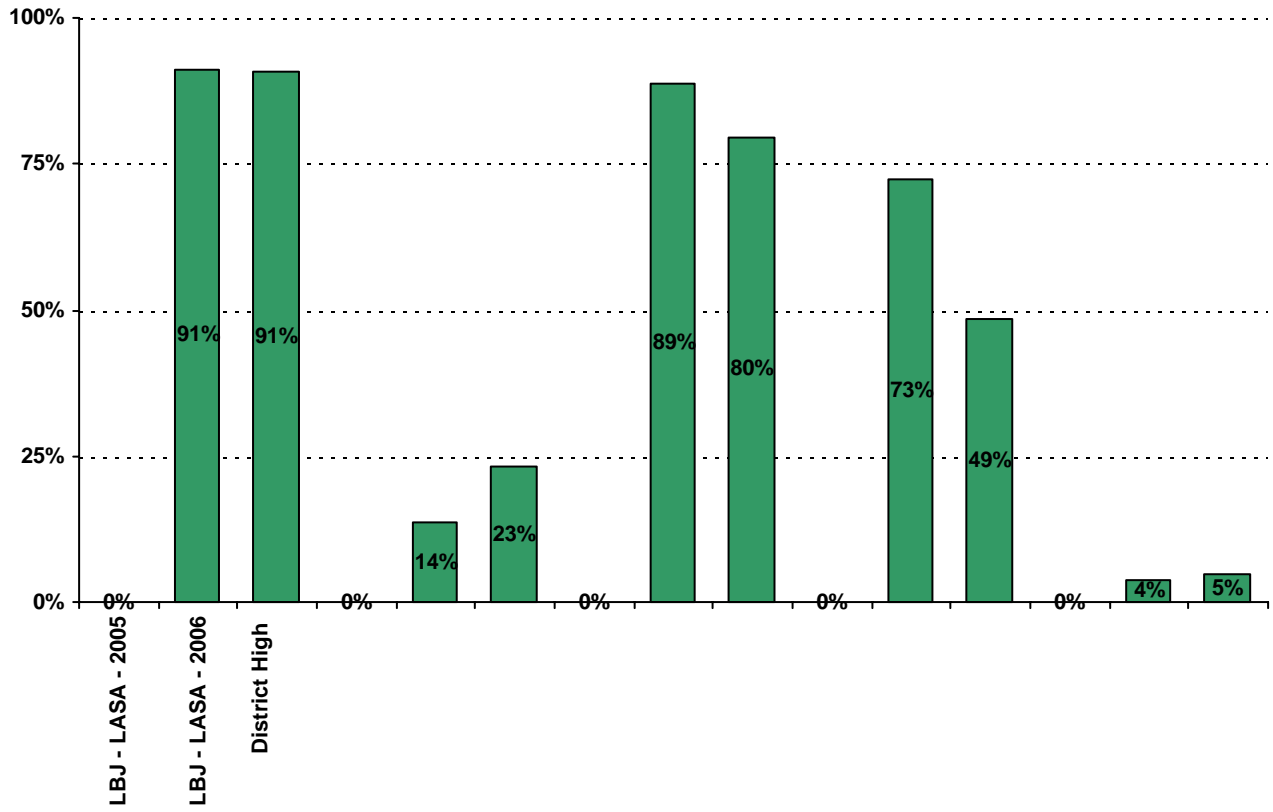
.....



**Required**



20. My goals for my child include the following plans:



## Item Response Details

Number of Johnson High School Parent Responses, by Response Option

		Strongly Agree	Agree	Disagree	Strongly Disagree	Don't Know/NA
<b>4.</b>	<b>n = 80</b>		60	20		
<b>5a.</b>	<b>n = 74</b>	29	28	0	1	16
<b>5b.</b>	<b>n = 74</b>	20	31	1	1	21
<b>5c.</b>	<b>n = 73</b>	20	31	3	1	18
<b>5d.</b>	<b>n = 74</b>	24	38	5	2	5
<b>5e.</b>	<b>n = 74</b>	30	41	1	1	1
<b>6a.</b>	<b>n = 74</b>	26	29	2	1	16
<b>6b.</b>	<b>n = 74</b>	19	28	3	1	23
<b>6c.</b>	<b>n = 74</b>	17	25	1	5	26
<b>6d.</b>	<b>n = 76</b>	15	32	5	3	21
<b>6e.</b>	<b>n = 75</b>	26	41	4	0	4
<b>7a.</b>	<b>n = 74</b>	23	27	8	3	13
<b>7b.</b>	<b>n = 70</b>	11	24	11	3	21
<b>7c.</b>	<b>n = 72</b>	12	23	10	4	23
<b>7d.</b>	<b>n = 72</b>	10	24	13	3	22
<b>7e.</b>	<b>n = 71</b>	22	32	5	4	8
<b>8a.</b>	<b>n = 73</b>	20	22	4	1	26
<b>8b.</b>	<b>n = 72</b>	13	25	5	1	28
<b>8c.</b>	<b>n = 73</b>	13	24	4	2	30
<b>8d.</b>	<b>n = 71</b>	7	18	6	1	39
<b>8e.</b>	<b>n = 71</b>	25	28	2	2	14
<b>9a.</b>	<b>n = 75</b>	31	29	3	0	12
<b>9b.</b>	<b>n = 74</b>	24	29	3	0	18
<b>9c.</b>	<b>n = 74</b>	19	29	3	0	23
<b>9d.</b>	<b>n = 75</b>	21	29	4	1	20
<b>9e.</b>	<b>n = 74</b>	29	37	1	1	6
<b>9f.</b>	<b>n = 71</b>	19	25	5	0	22
<b>10.</b>	<b>n = 70</b>	17	13	9	5	26
<b>11.</b>	<b>n = 71</b>	22	30	8	4	7
<b>12.</b>	<b>n = 72</b>	15	39	11	1	6

Number of Johnson High School Parent Responses, by Response Option  
(Continued)

		Strongly Agree	Agree	Disagree	Strongly Disagree	Don't Know/NA
13a.	n = 72	25	40	6	0	1
13b.	n = 72	20	39	8	2	3
13c.	n = 72	18	35	11	2	6
14a.	n = 73	15	33	11	2	12
14b.	n = 73	25	37	5	2	4
14c.	n = 73	13	35	6	3	16
15a.	n = 72	22	36	11	1	2
15b.	n = 72	13	32	20	3	4
15c.	n = 70	20	24	15	2	9
15d.	n = 70	15	28	7	3	17
15e.	n = 70	16	33	11	2	8
20.	n = 80	<p><i>Item 20 did not use the "Strongly Agree" to "Strongly Disagree" scale. Numbers below reflect the number of parents selecting each goal. These numbers will not sum to the total number of item respondents because parents may select multiple goals.</i></p>				
		<b>High School diploma</b>	<b>Certificate/ Associates degree</b>	<b>Bachelors degree</b>	<b>Graduate/ Professional degree</b>	<b>Military service</b>
		73	11	71	58	3