

OVERVIEW

This report summarizes the responses from your school's

<i>Dimension and Subscale</i>	Kealing Magnet	Kealing Magnet	Kealing Magnet 06-07	All Middle Schools 06-07
Behavioral Environment			2.98	2.91
<i>Peer Behavior</i>			2.97	2.75
<i>Behavioral Expectations</i>			3.17	3.16
<i>School Safety and Cleanliness</i>			2.82	2.91
Adult/Student Interactions			3.01	2.90
<i>Teacher Support and Engagement</i>			2.84	2.81
<i>Adult Fairness and Respect</i>			3.14	2.97
Academic Environment			3.41	3.20
<i>Academic Standards</i>			3.68	3.47
<i>Academic Self-Confidence</i>			3.33	3.13

Behavioral Expectations:

Three items comprise this subscale, which measures the clarity and enforcement of school rules and the consequences for rule violations. Average scores for each item and for the subscale are reflected in the table below.

Average Response for Behavioral Expectations Items

<i>Behavioral Expectations Items</i>	Kealing Magnet	Kealing Magnet	Kealing Magnet 06-07	All Middle Schools 06-07
9. Everyone knows what the school rules are.			2.89	2.89
12. My teachers always make sure that students follow the rules.			3.22	3.25
13. My classmates know there are consequences for breaking the rules.			3.39	3.29
Behavioral Expectations Average			3.17	3.16

School Safety and Cleanliness:

The three items on this subscale indicate the degree to which students feel safe at school and perceive the school as clean. Average scores for each item and for the subscale are reflected in the table below.

Average Response for School Safety and Cleanliness Items

<i>School Safety and Cleanliness Items</i>	Kealing Magnet	Kealing Magnet	Kealing Magnet 06-07	All Middle Schools 06-07
15. I feel safe at my school.			2.97	2.95
16. This school is clean.			2.55	2.82
17. I feel safe on the school property.			2.94	2.96
School Safety and Cleanliness Average			2.82	2.91

ADULT/STUDENT INTERACTIONS

Sixteen items on the survey assess the relationship between students and adults on campus, both inside and outside the classroom. The Adult/Student Interactions dimension is measured through two subscales, labeled "Teacher Support and Engagement" and "Adult Fairness and Respect." Results for the two subscales and the individual items composing each subscale are presented below. Item numbers in each table correspond to the numbers on the survey.

Teacher Support and Engagement:

This subscale consists of seven items that assess the extent to which teachers support students with academic issues and personal problems, and the level of enthusiasm that teachers display regarding their teaching. Average scores for each item and for the subscale are reflected in the table that follows.

Average Response for Teacher Support and Engagement Items

<i>Teacher Support and Engagement Items</i>	Kealing Magnet	Kealing Magnet	Kealing Magnet	All Middle Schools
			06-07	06-07
18. Teachers give rewards or praise for good behavior.			2.45	2.58
31. Teachers give rewards or praise for good work.			2.51	2.59
27. My teachers are excited about what they teach.			3.20	2.95
28. My teachers like to teach.			3.37	3.17
36. Teachers give me the help I need with assignments.			3.14	3.10
37. My teachers understand when I have a personal problem.			2.58	2.61
38. Teachers help students with personal problems.			2.52	2.66
Teacher Support and Engagement Average			2.84	2.81

Adult Fairness and Respect:

The nine items on this subscale assess the treatment of students by teachers and other adults on campus in areas such as classroom grading, punishment for breaking the rules, and listening to ideas and opinions. Average scores for each item and for the subscale are reflected in the table below.

<i>Adult Fairness and Respect Items</i>	Kealing Magnet	Kealing Magnet	Kealing Magnet 06-07	All Middle Schools 06-07
4. Teachers at this school care about their students.			3.47	3.27
5. Adults at this school listen to student ideas and opinions			2.90	2.83
6. Adults at this school treat all students fairly.			2.99	2.86
7. The staff in the front				
Adult Fairness and Respect Average			3.14	2.97

Academic Self-Confidence:

This subscale is comprised of eleven items that assess students' motivation, self-efficacy, and acquisition of communication and self-evaluation skills. Averages for each item and for the subscale are reflected below.

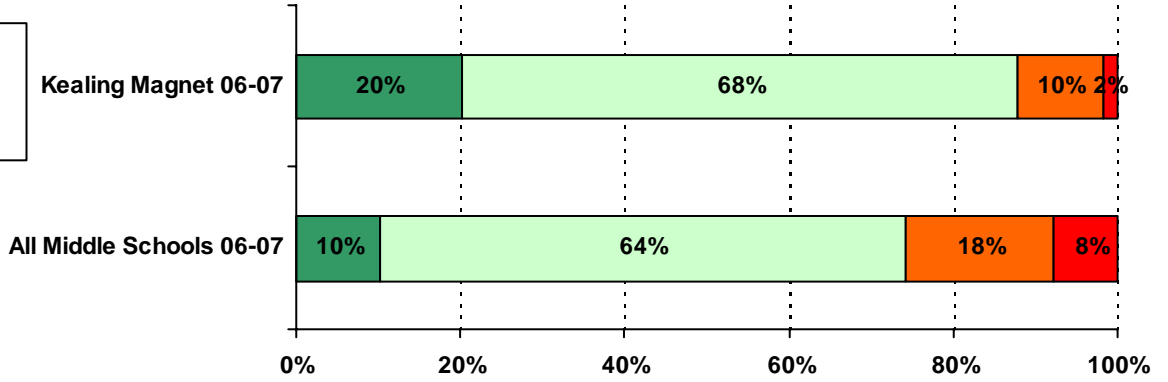
Average Response for Academic Self-Confidence Items

<i>Academic Self-Confidence Items</i>	Kealing Magnet	Kealing Magnet	Kealing Magnet 06-07	All Middle Schools 06-07
22. I can listen well and understand the thoughts and feelings of other students.			3.32	3.07
23. I can explain my thoughts and feelings clearly in discussions.			3.16	2.81
24. I can explain my thoughts and feelings clearly in writing.			3.25	2.94
32. I can reach the goals I set for myself.	n/a		3.30	3.20
33. I can work well in groups.			3.39	3.28
25. I feel/felt well prepared for TAKS.			3.68	3.20
30. My teachers show me how to know if my work is good.			2.99	3.01
34. I can tell if my work is good.			3.41	3.18
35. I know how I'm doing in school.			3.36	3.23
26. I try hard to do my best work.			3.52	3.43
29. I feel successful in my schoolwork.			3.25	3.14
Academic Self-Confidence Average			3.33	3.13

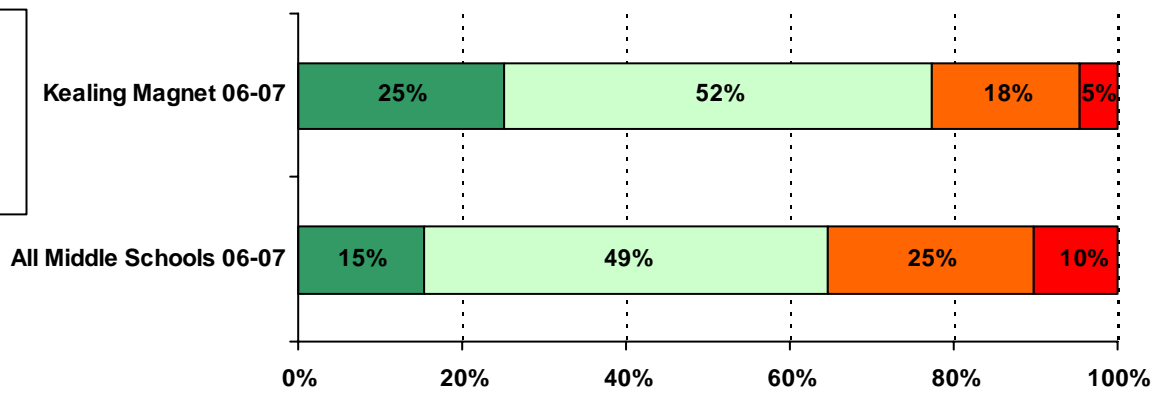
HOW TO IMPROVE SCHOOL CLIMATE

Research indicates that survey results can help you to identify one or more key areas for focus, and that parents and students are critical to conversations about strategies for improvement. The following list includes strategies that have been shown to enha

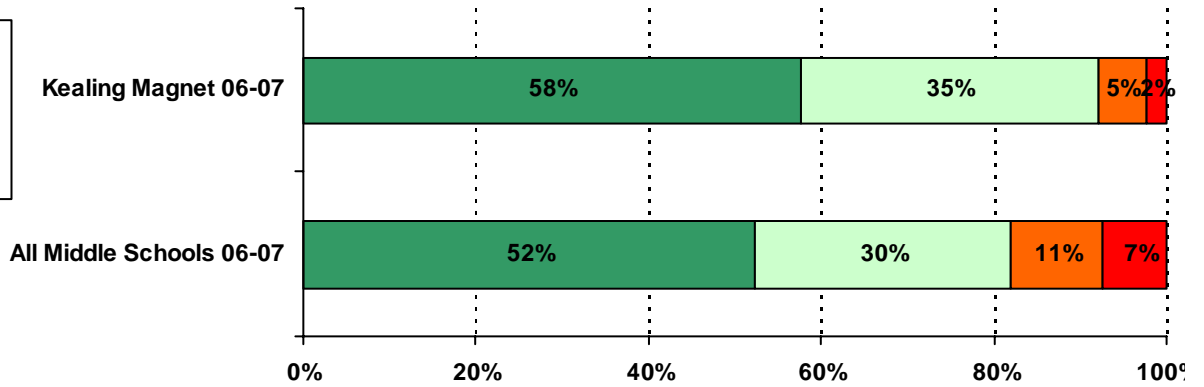
1. My classmates show respect to each other.



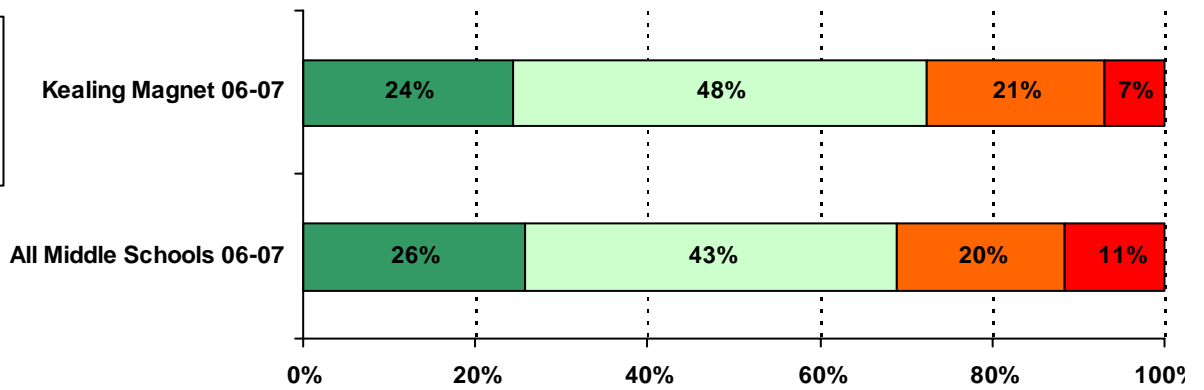
2. My classmates show respect to others who are different.



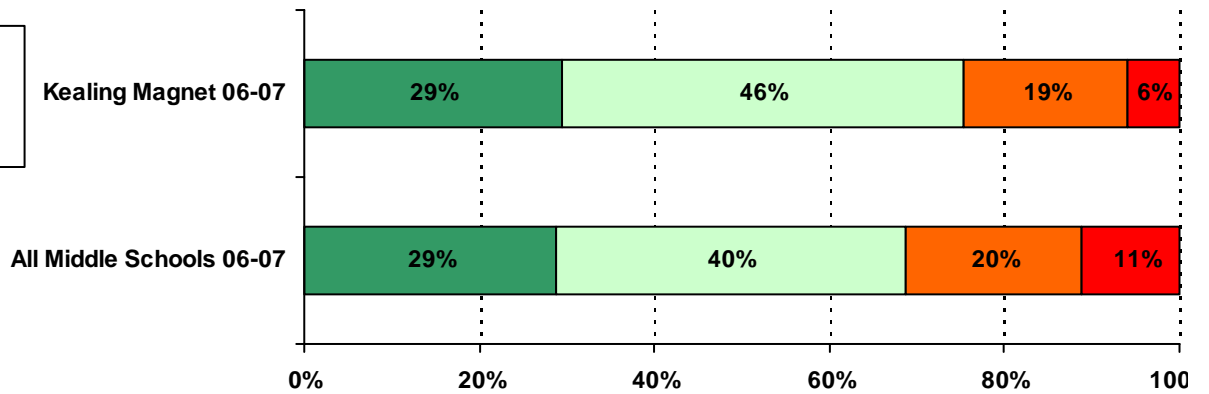
4. Teachers at this school care about their students.



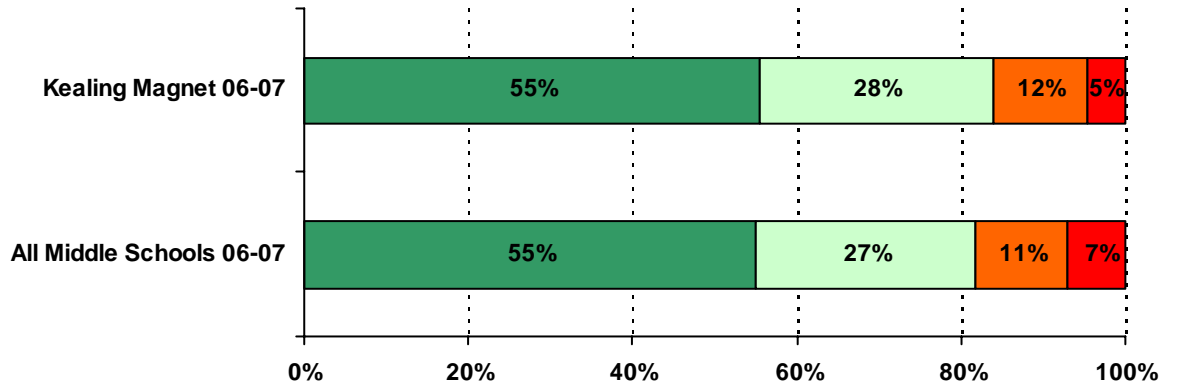
5. Adults at this school listen to student ideas and opinions.



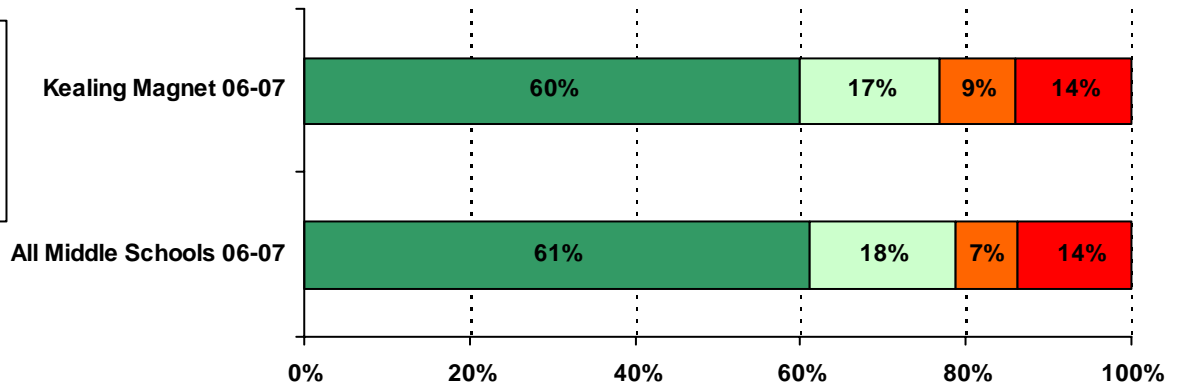
6. Adults at this school treat all students fairly.

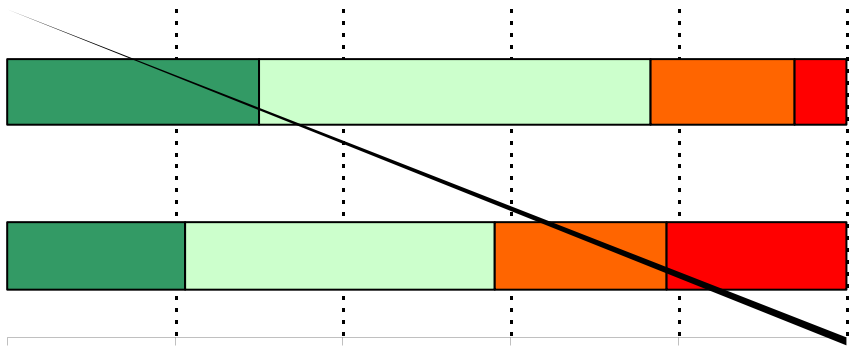


7. The staff in the front office show respect to students.

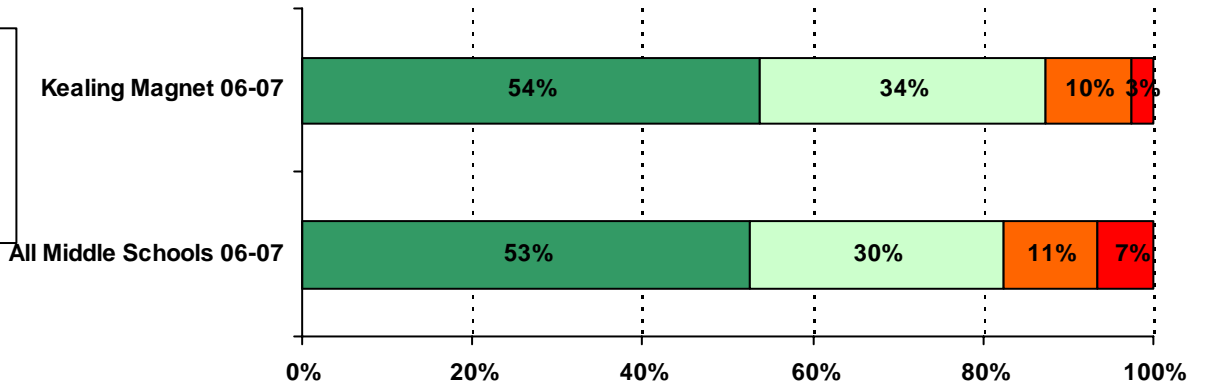


8. There is at least one adult at my school who I

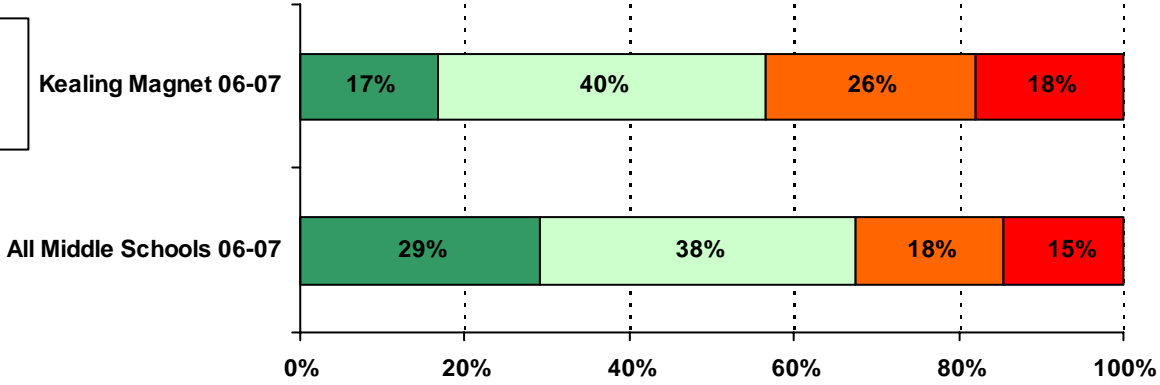




13. My classmates know there are consequences for breaking the rules.



16. This school is clean.



.....

.....

.....

.....

.....

.....

.....

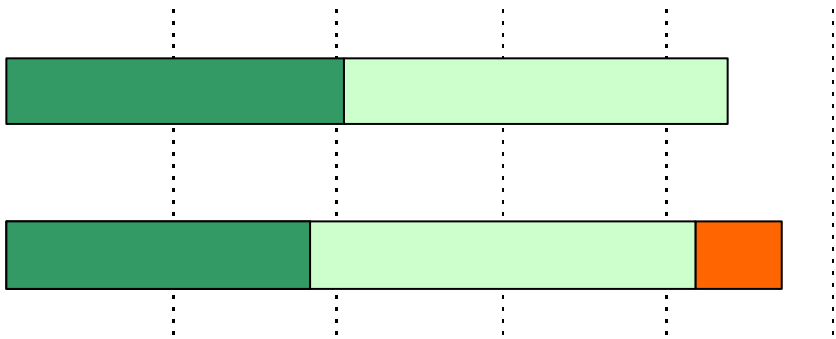
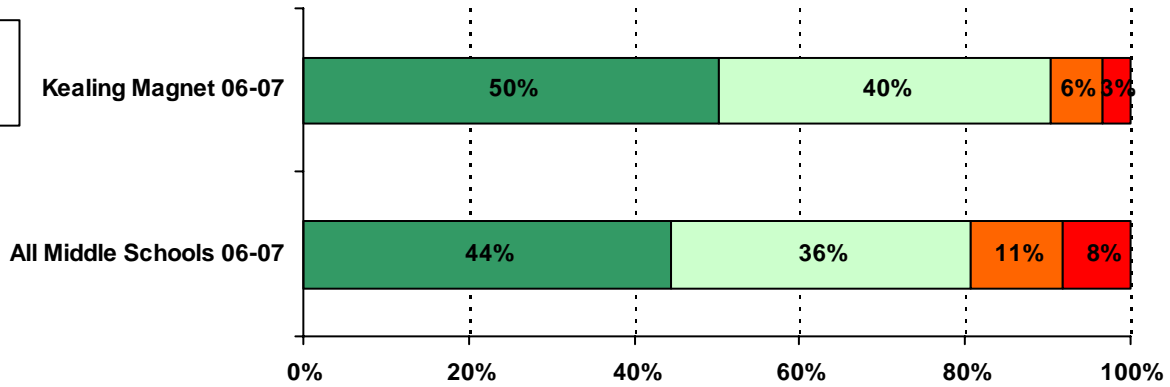
.....

.....

.....

.....

28. My teachers like to teach.



.....

.....

.....

.....

.....

37. My teachers understand when I have a personal problem.2

5%

