

Austin Independent School District

Department of Program Evaluation

Publication Number 07.87
February 2009

Marshall W. Garland, M.A.
Cinda Christian, Ph.D.
Reetu Naik, M.A.

RESULTS OF THE 2008 STUDENT SUBSTANCE USE AND SAFETY SURVEY

KEALING MIDDLE SCHOOL

Description of Survey

The federal Title IV Safe and Drug Free Schools and Communities grant requires annual needs assessment and evaluation of substance use and safety issues. Consequently, each year, a self-report student survey of substance use and school safety is administered to a random, representative sample of AISD students. The survey is used to track student knowledge, attitudes, and self-reported behavior over time. In the Spring of 2008 a sample of 8,436 students in grades 6-12 submitted valid responses to the district's annual survey of substance use and safety. campus safety planning efforts for your school.

How should sample data be interpreted?

When it is not feasible to survey an entire population, samples are used instead. However, when a sample is used to make inferences about a population the results must be interpreted with caution. For example, although 87% of a sample may select a particular response, this does not necessarily mean 87% of the entire population feels the same way. To interpret the sample data cautiously, we have used the following information to construct an interval that describes the range within which the result for your campus population is likely to fall:

How should Confidence Intervals be used to interpret your campus data?

Based on the Kealing MS sample of 223 students and population enrollment of 1194, the confidence interval for Kealing MS is + and - 6%

To make inferences about your campus population using sample data, the results should be interpreted with the computed confidence interval of 6% on either side of the sample statistics. For example, 39% of respondents from your campus indicated that student fighting and physical aggression is the most serious problem on your campus. Applying the confidence interval (i.e., adding and subtracting 6%) to the 39% yields a range of 33% to 45%. Therefore, you can be 95% confident that somewhere between 33% and 45% of all students at your campus would indicate that student fighting and physical aggression is the most serious problem on your campus.

When making comparisons between item results from year to year, please remember that small changes may have occurred by chance alone. The confidence interval for 2007 is 5%. Therefore, only differences of 11% or greater (5%+6%) should be considered statistically significant when comparing the results from two different years.

RESPONDENT DEMOGRAPHICS AND ITEMS THAT ADDRESS BOTH SUBSTANCE USE AND SAFETY

Demographics

	Gender		Grade			Total
	Male	Female	6th	7th	8th	
Kealing 2007	139	160	88	104	104	301

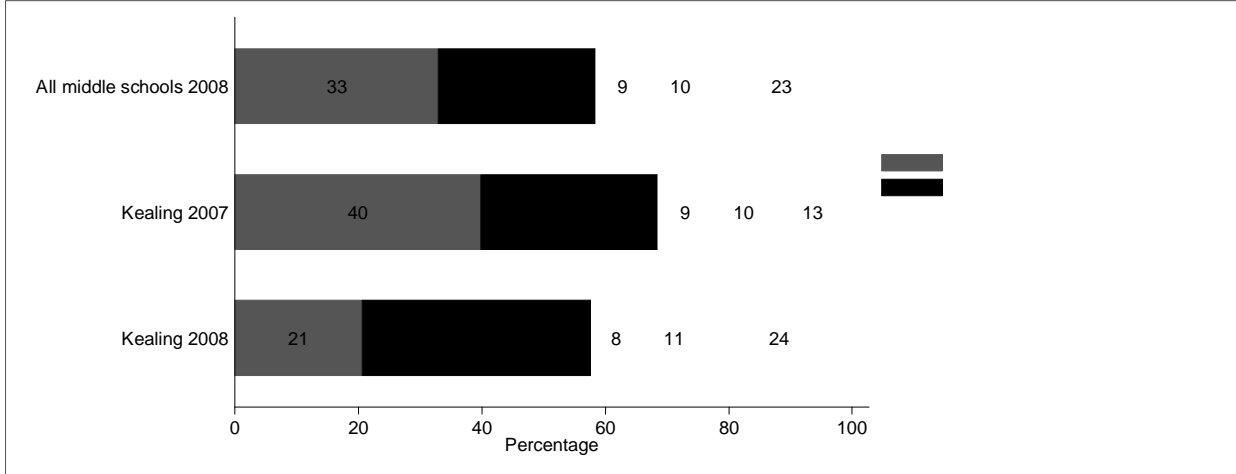
Q48: During this school year, have you brought any of the following items to school?

	Kealing 2008	Percentage point change from 2007	All middle schools 2008
Knives	7%	3	5%
Prescription drugs	5%	2	3%
Illegal drugs	4%	3	5%
Alcohol	3%	1	2%
Gun	2%	1	2%
Tobacco	1%	-2	3%
Other weapons	5%	1	5%
None of the above	87%	-2	87%

Note. Percentages may sum to more than 100% because respondents were allowed to choose multiple items. Differences between years should be interpreted with caution due to changes in the structure of the question between 2006-2007 and 2007-2008

S

Q17: How often do gang activities occur at your school?



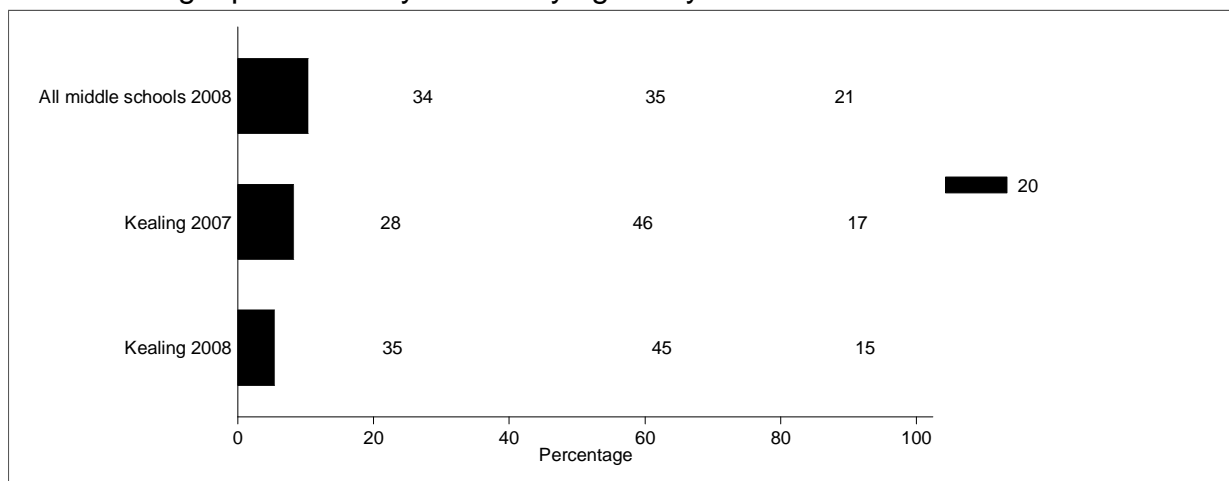
Q20: How often does your teacher have to interrupt class to deal with student misbehavior?

Q10: During this school year, have you experienced any of the following types of bullying at school?


	Kealing 2008	Percentage point change from 2007	All middle schools 2008
Verbal	43%	4	41%
Social	30%	-4	33%
Physical	29%	6	26%
Racial or ethnic harassment	26%	3	14%
Intimidation	14%	5	12%
Sexual harassment	14%	3	14%
Written	8%	1	12%
None	38%	4	39%

Note. Percentages may sum to more than 100% because respondents were allowed to choose multiple items. Differences between years should be interpreted with caution due to changes in the structure of the question between 2006-2007 and 2007-2008

Q11: How big a problem do you think bullying is at your school?

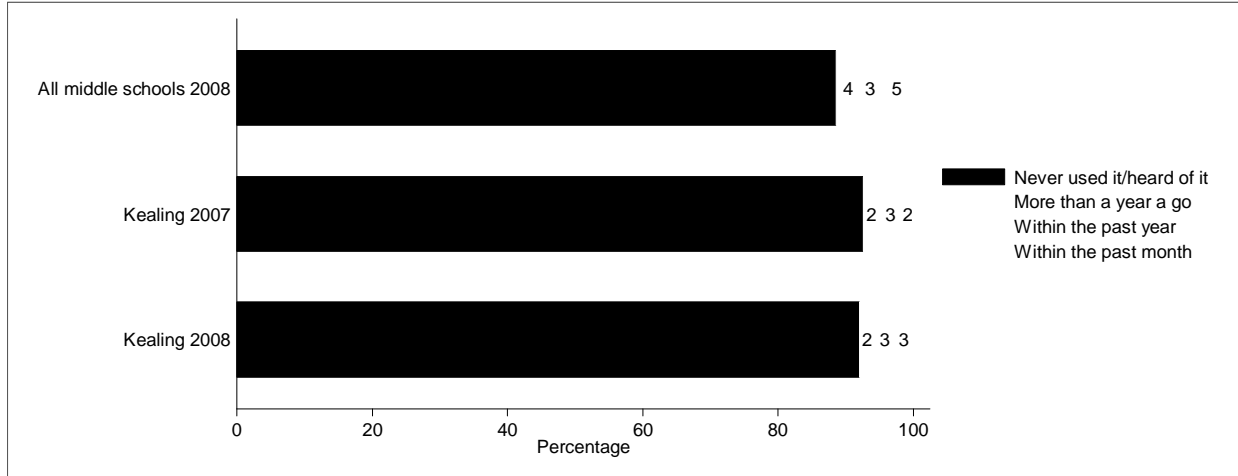


Q9: During this school year, how often have you or your close friends been physically harmed or threatened with physical harm by another student at your school?

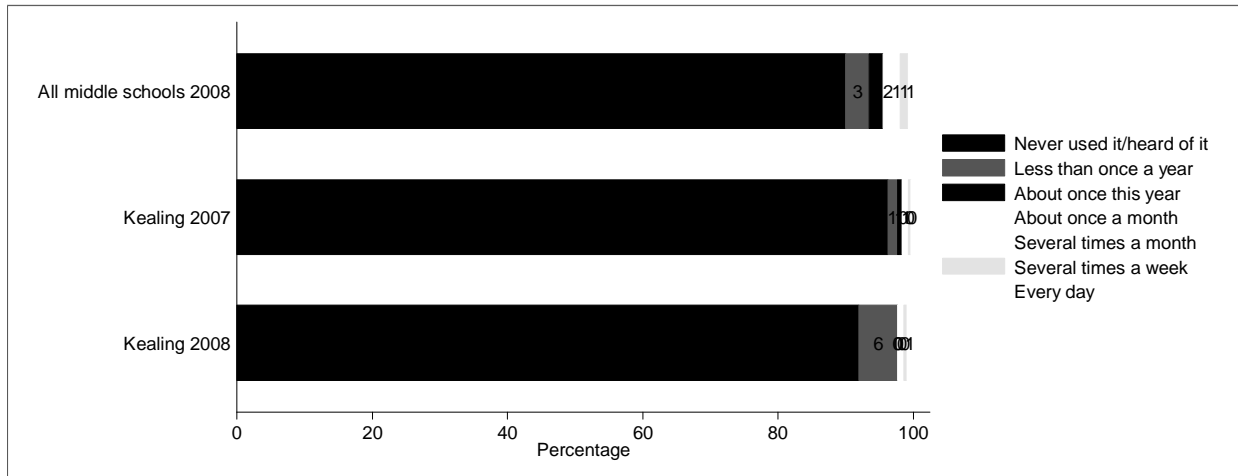


SUBSTANCE USE ITEMS

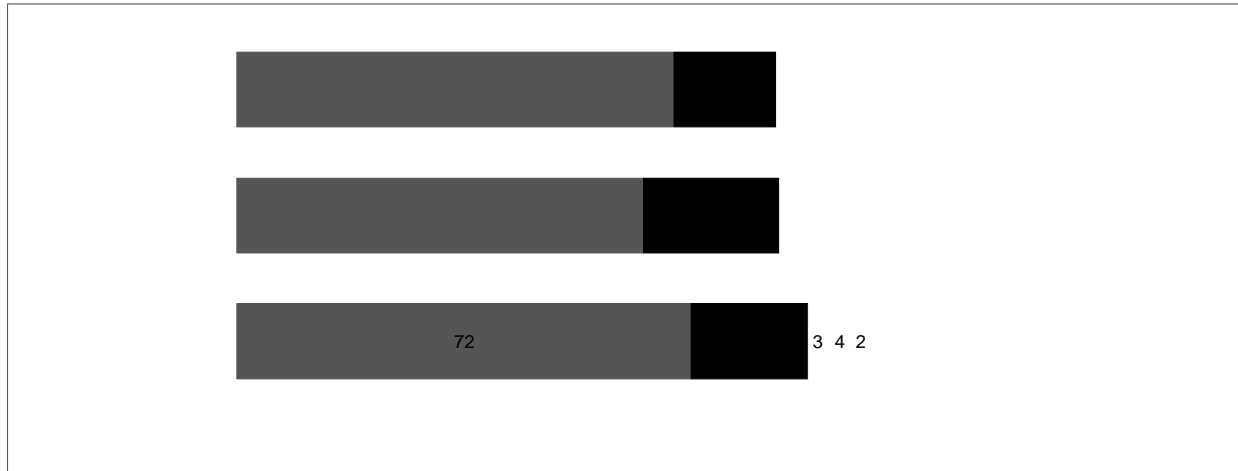
Q24: What is the most recent you have used tobacco (e.g., cigarettes, cigars, chew, etc)?



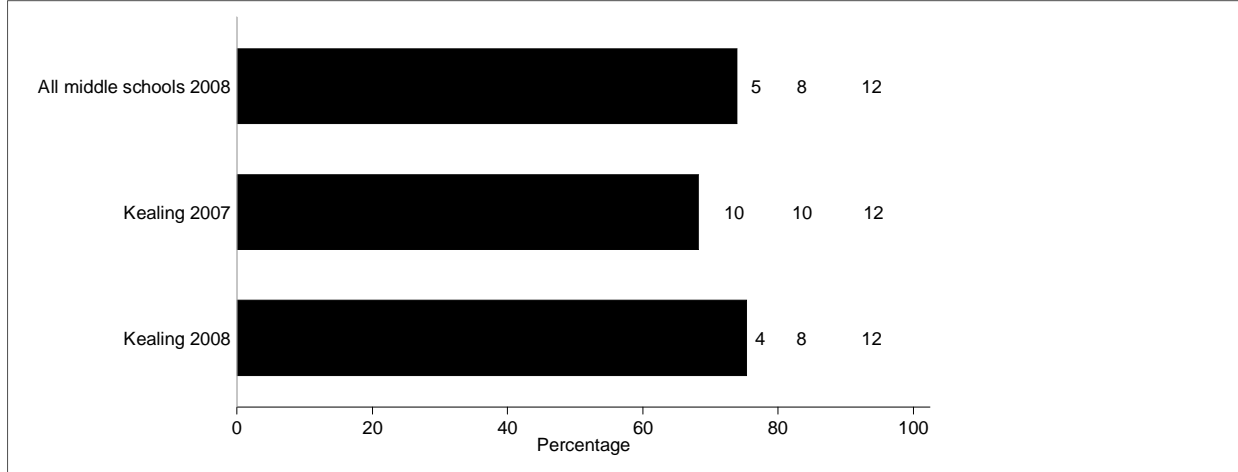
Q39: During this year, how often did you use tobacco (e.g., cigarettes, cigars, chew, etc)?



Q52: How dangerous is it for kids your age to use tobacco (e.g., cigarettes, cigars, chew, etc)?



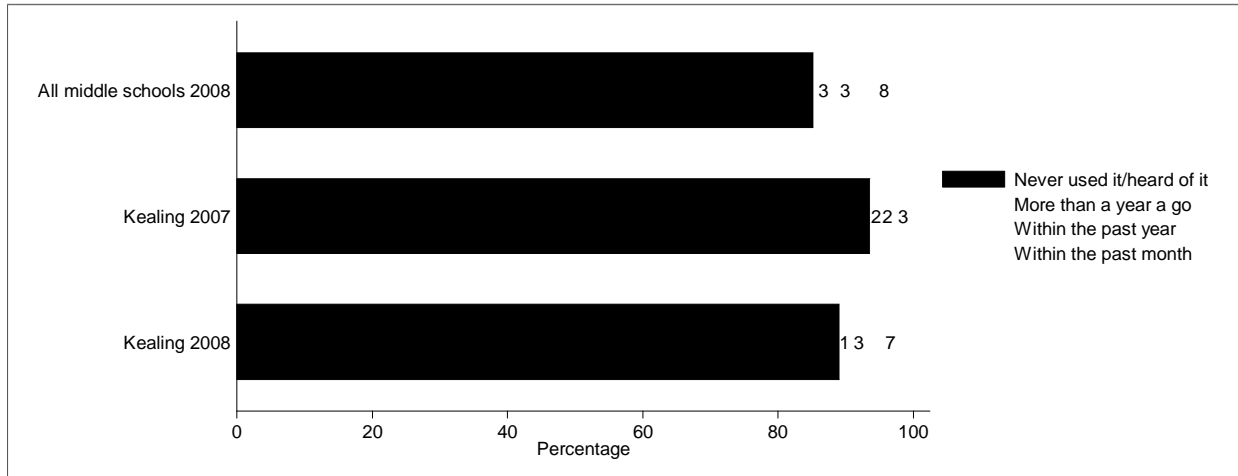
Q25: What is the most recent you have used alcohol (e.g., beer, wine, liquor, etc.)?



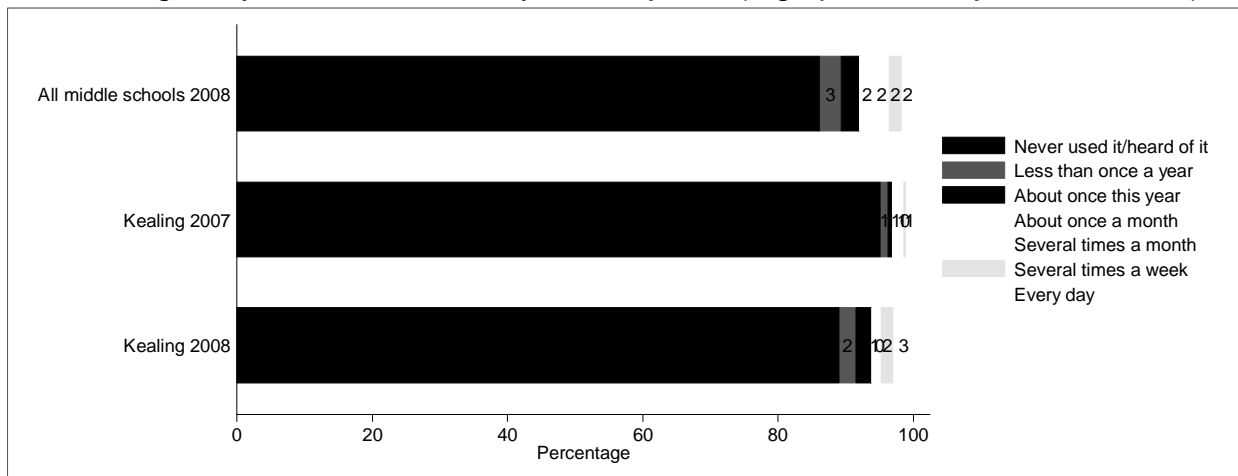
Q40: During this year, how often did you use alcohol (e.g., beer, wine, liquor, etc.)?



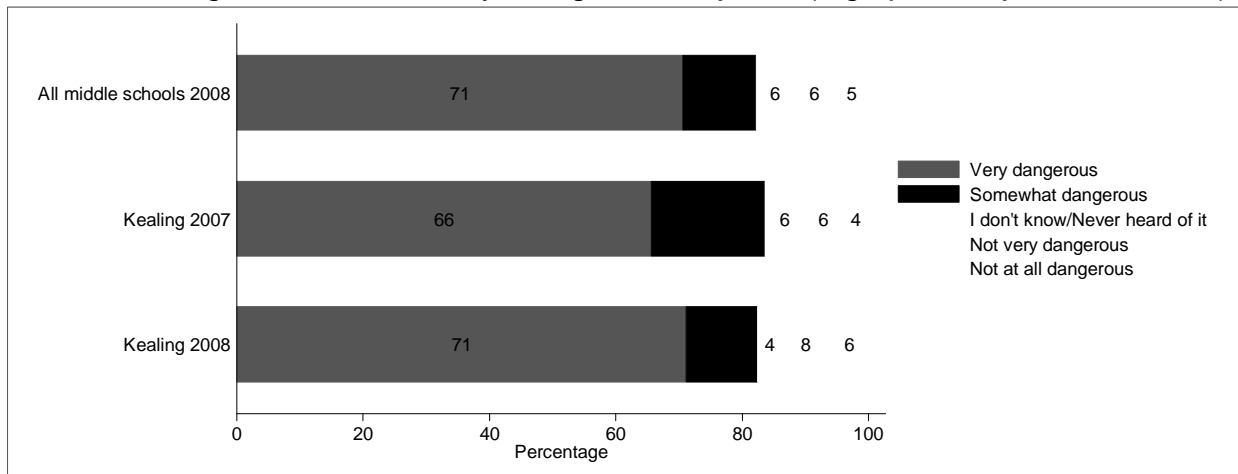
Q26: What is the most recent you have used Marijuana (e.g., pot, weed, joint, blunt, etc.)?



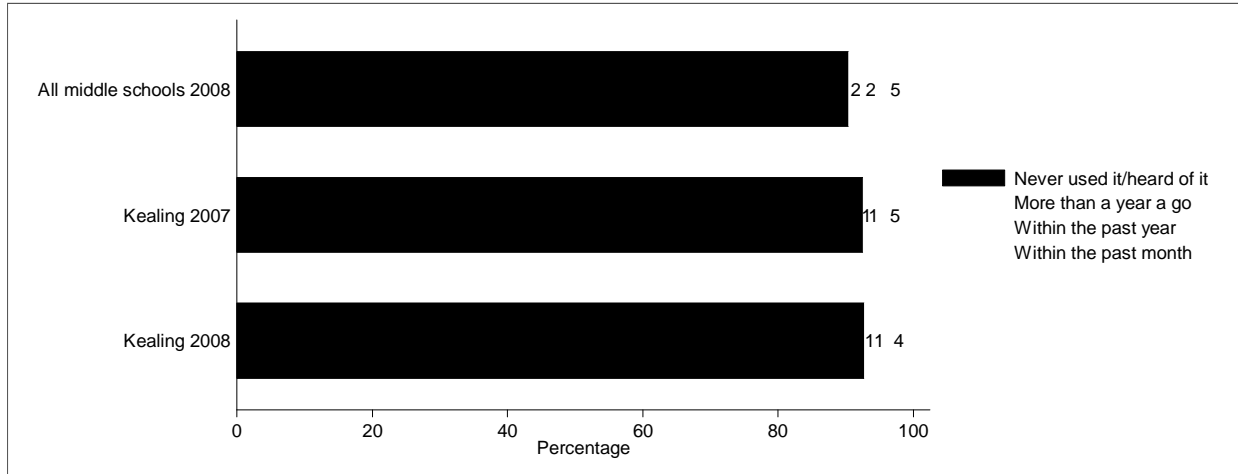
Q41: During this year, how often did you use Marijuana (e.g., pot, weed, joint, blunt, etc.)?



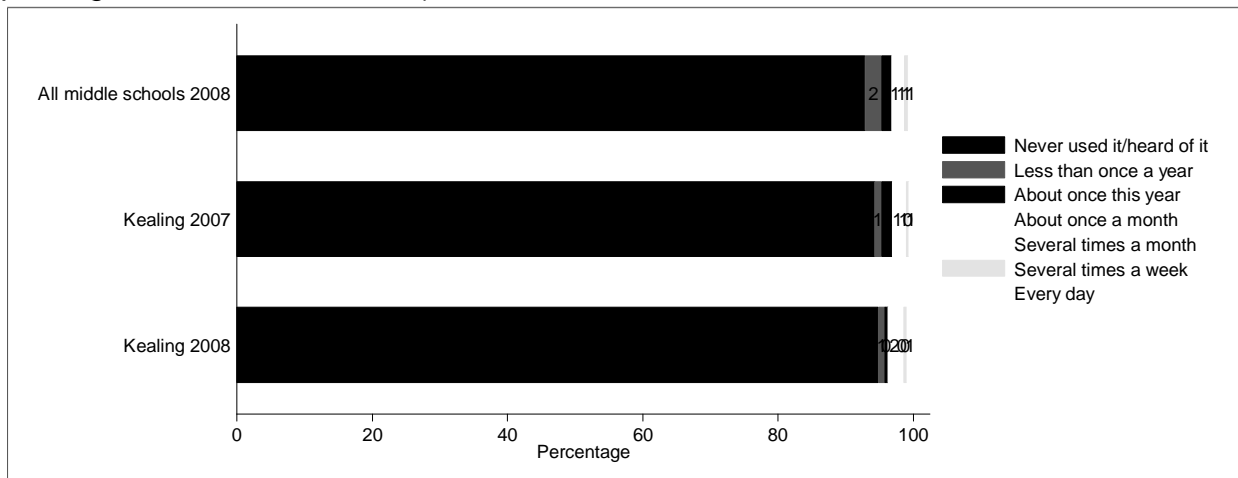
Q54: How dangerous is it for kids your age to use Marijuana (e.g., pot, weed, joint, blunt, etc.)?



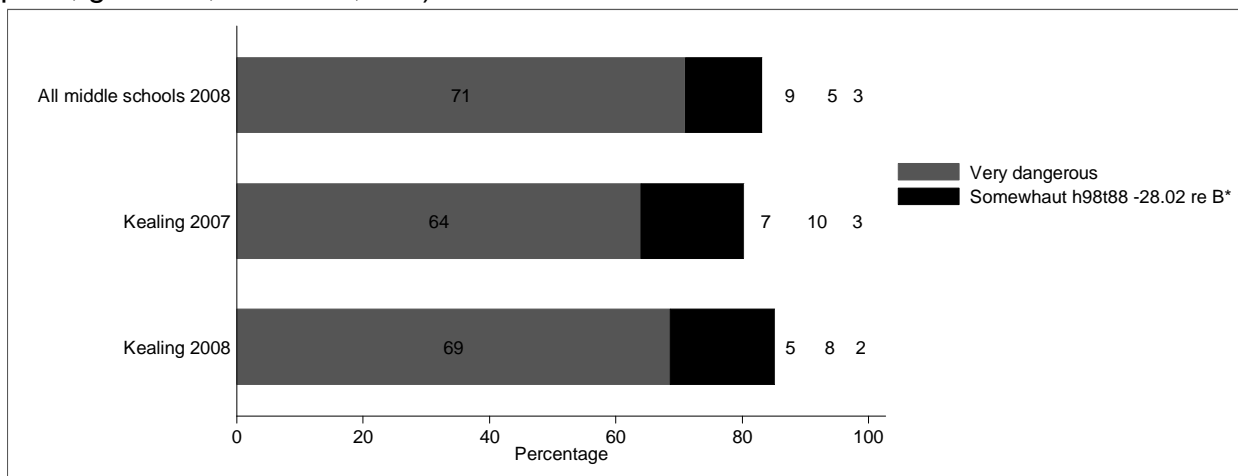
Q27: What is the most recent you have used inhalants (things you might sniff, such as glue, paint, gasoline, white out, etc.)?




Q42: During this year, how often did you use inhalants (things you might sniff, such as glue, paint, gasoline, white out, etc.)?



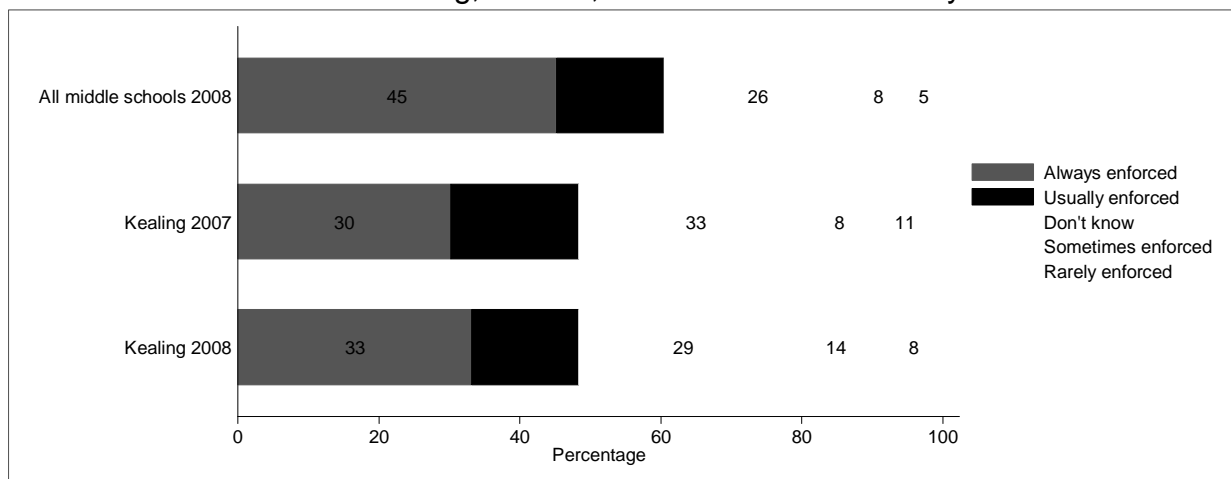
Q55: How dangerous is it for kids your age to use inhalants (things you might sniff, such as glue, paint, gasoline, white out, etc.)?



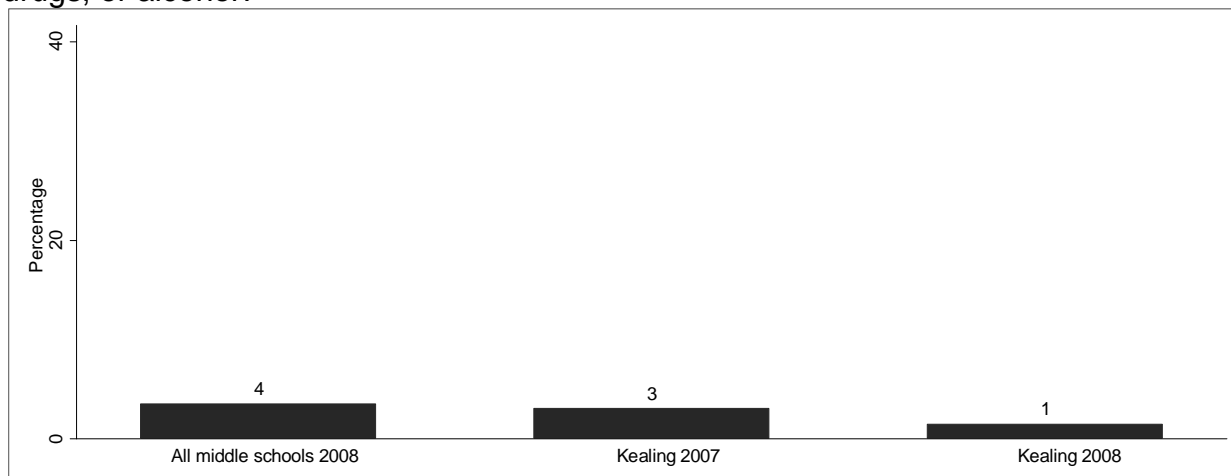
Q28: What is the most recent you have used Over-the-Counter Medication (e.g., triple Cs, DXM, skittles, or Coricidin) to get high?



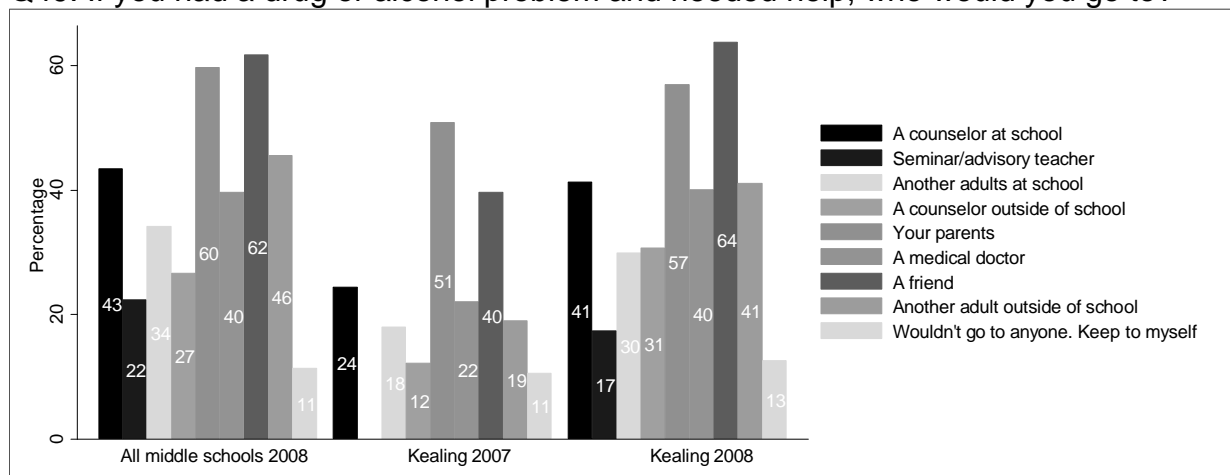
Q12: Are school rules about drug, alcohol, or tobacco use enforced by school staff?



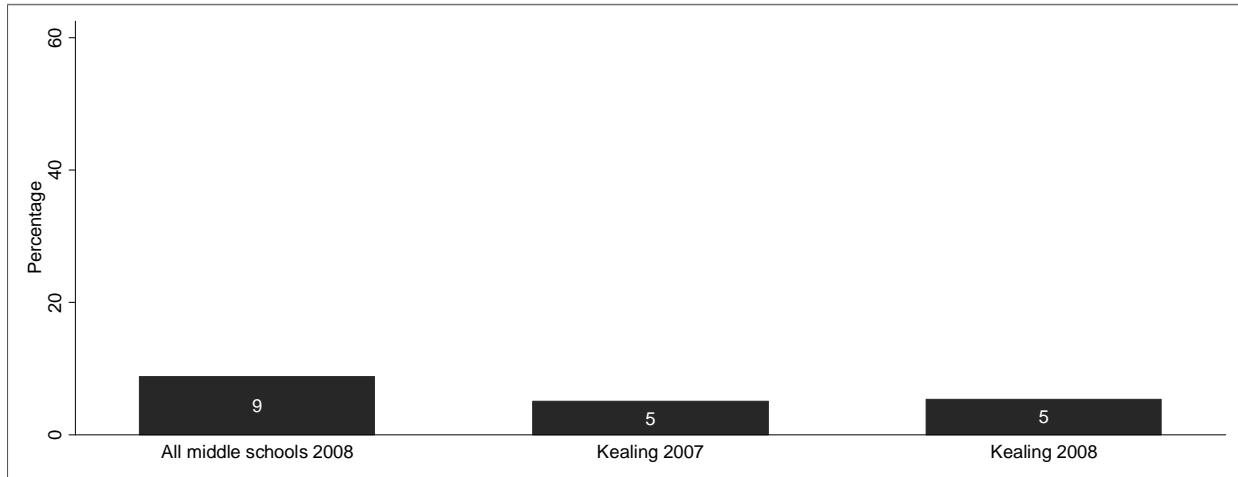
Q37: During this school year, have you gotten in trouble with the police because of tobacco, drugs, or alcohol?



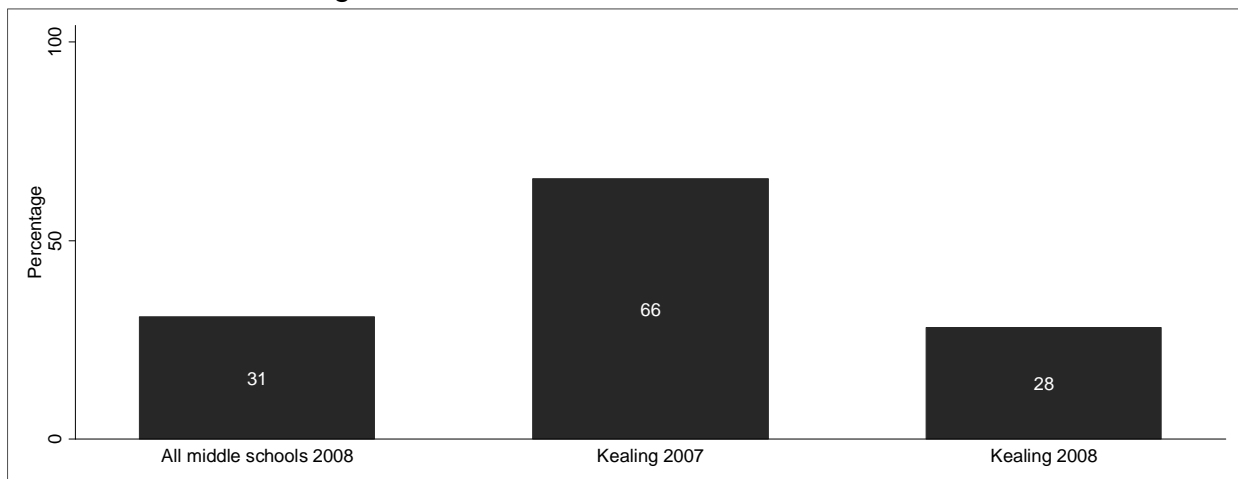
Q49: If you had a drug or alcohol problem and needed help, who would you go to?



Q38: During this school year, have you attended any class while high, stoned, or drunk on any substance?



Q50: Within the past year, has your parent/guardian talked with you about the dangers of tobacco, alcohol, or drug use?



Note. This question was worded differently on the 2008 survey than it was on the 2007 survey. Specifically, the question asked: "Have you talked with at least one of your parents/guardians about the dangers of tobacco, alcohol, or drug use within the past year?"

AUSTIN INDEPENDENT SCHOOL DISTRICT

SUPERINTENDENT OF SCHOOLS

Pascal D. Forgione, Jr., Ph.D.

OFFICE OF ACCOUNTABILITY

Anne Ware, Ph.D.

DEPARTMENT OF PROGRAM EVALUATION

Holly Williams, Ph.D.

AUTHOR

Marshall Garland, M.A.

Cinda Christian, Ph.D.

Reetu Naik, M.A.

BOARD OF TRUSTEES

Mark Williams, President
Ma(r)i0V-82.14992 TD -.0002 Tc 40039 T

Publication Number 07.87

February 2009