

**RESULTS OF THE AISD HIGH SCHOOL EXIT SURVEY  
CLASS OF 2007**

**JOHNSTON HIGH SCHOOL**

The fifth annual Austin ISD High School Exit Survey was administered elect

**Item 1. What is the ONE thing that you especially want the administration of AISD to know.**

Themes from this open-ended comment section have been identified and summarized each year. Generally, comments remain consistent from year to year; commonly identified themes expressed by the Class of 2007 include:

- **Respect.** Students continued to express a desire to be treated with respect and fairness by school staff, including administrators, office/attendance staff, hall monitors, security and parking lot personnel. Many felt that they were treated with suspicion and disrespect as a result of the behavior of other students. Students also were concerned that some rules (e.g., parking, dress code, off-campus lunch) were enforced inconsistently.
- **Academics.** Many students wished they had been told about the importance of good grades and rigorous coursework starting as early as middle school. They also questioned the quality of instruction during High school. Students stressed the importance of learning about college requirements and the college application process earlier in their high school careers. Negative comments about TAKS also were widespread.
- **Attendance and Exemption Policies.** Students particularly were upset about the elimination of final exam exemptions, and many comments indicated that students are more likely to skip classes now that attendance is not used for final exam exemptions. Students also expressed dissatisfaction with tardy policies, particularly those that result in arriving even later to class.
- **Dress code.** Students again expressed dissatisfaction with dress codes, and did not believe that style of dress interferes with the learning process. Many would have liked to wear hats.
- **Food.** Students at many campuses were unhappy with the cafeteria food and wished for better tasting, healthier options. Some also complained about losing vending machines.
- **Facilities.** Students were disheartened by lack of attention to school facilities, particularly the cleanliness of restrooms. Many students comm

xmD6x6HxCph)2P4E)36G6GDpxDx4PcUHS†



**Items 6a-n. *Climate***

	2004-2005	2005-2006	2006-2007
	ALL HS	JOHNSTON	

**Item 5. In which of the following extra-curricular activities did you participate while in high school?**

Activity	2004-2005		2005-2006		2006-2007	
	ALL HS	JOHNSTON	ALL HS	JOHNSTON	ALL HS	JOHNSTON
<b>Music</b>	31.7%	17.8%	25.1%	29.6%	28.0%	21.5%
<b>Theater/Drama</b>	15.5%	10.0%	12.1%	10.4%	12.0%	8.9%
<b>Dance</b>	16.3%	16.7%	13.2%	6.1%	13.3%	10.1%
<b>Sports</b>	56.1%	66.7%	48.0%	54.8%	50.1%	29.1%
<b>UIL Academic Competition</b>	13.0%	8.9%	10.9%	13.0%	10.0%	7.6%
<b>Journalism</b>	12.5%	21.1%	10.0%	27.0%	9.7%	11.4%
<b>Speech/Debate</b>	9.3%	5.6%	7.3%	4.3%	8.0%	5.1%

Note: Respondents may select more than one option;17S94(e op)-6tion;17S94(e op)-6tioioebate N

**Item 8. Here is a list of community organizations found in and around Austin. Please indicate which of them, if any, you have participated in while in High School.**

Organization	AKINS	ANDERSON	AUSTIN	BOWIE	CROCKETT	GARZA	INTERNATIONAL	JOHNSTON		LANIER	LBJ COMP	LBJ MAGNET	MCCALLUM	REAGAN	TRAVIS	TOTAL	STUDENTS
4-H																	



**Item 11. How well did your high school help you to further develop knowledge and skills in the following areas?**

	2004-2005		2005-2006		2006-2007	
	ALL HS	JOHNSTON	ALL HS	JOHNSTON	ALL HS	JOHNSTON
<b>Creative Thinking</b>	2.4	2.4	2.4	2.4	2.3	2.4
<b>Problem Solving</b>	2.4	2.4	2.3	2.2	2.3	2.5
<b>Conflict Resolution</b>	2.2	2.3	2.0	2.0	2.2	2.5
<b>Personal Health/Fitness</b>	2.2	2.4	2.0	2.1	2.1	2.4
<b>Composite Score</b>	<b>2.3</b>	<b>2.4</b>	<b>2.2</b>	<b>2.3</b>	<b>2.2</b>	<b>3.1</b>

Note: Responses can range from 1 (not well) to 3 (very well).

**Item 12. Please rate the quality of instruction**



**Item 13. How frequently, on average, did you use a computer during or outside of class for your most recent high school classes in each of the subjects listed below?**

	2005-2006		2006-2007	
	ALL HS	JOHNSTON	ALL HS	JOHNSTON
Math	1.4	1.7	1.5	1.9
Science	1.8	2.0	1.9	1.9
English	2.5	2.3	2.5	2.5
Social Studies	2.0	2.0	2.1	2.0

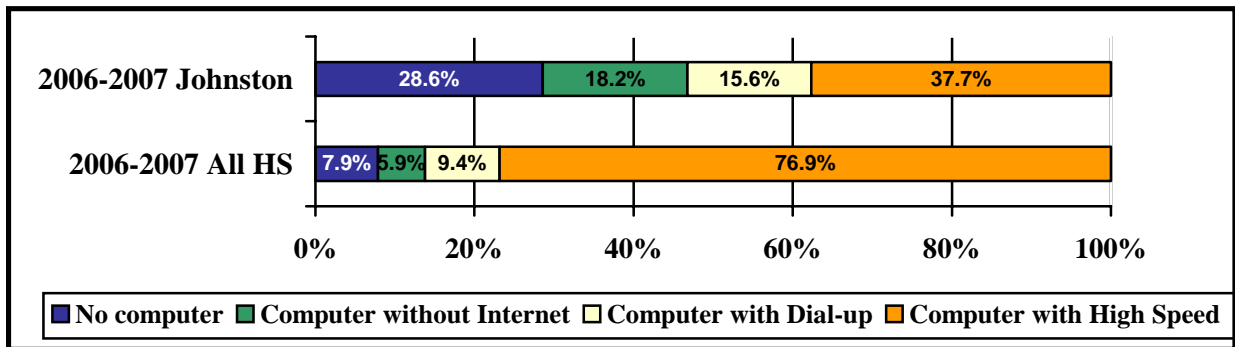
Note: Responses can range from 1 (never) to 4 (daily).

**Item 14. How often do you use a computer...**

Location or Activity	2005-2006		2006-2007	
	ALL HS	JOHNSTON	ALL HS	JOHNSTON
At home?	3.6	3.0	3.5	2.8
At school?	3.0	3.2	3.1	3.6
To present material in class, for example, using PowerPoint?	**	**	2.1	2.1
To type a paper or class assignment?	**	**	2.7	2.7
To search the Internet to complete class-related assignments?	**	**	2.8	2.9
To research college/career choices?	**	**	2.6	2.6
To complete online forms or applications for college/employment?	**	**	2.4	2.4
To communicate with teachers (e.g., email, IM, etc.)?	**	**	1.7	1.6
To communicate with friends (e.g., email, IM, blog/MySpace, etc.)?	**	**	3.1	2.9
To participate in online communities (MySpace/blogs, discussion boards, etc.)?	**	**	2.6	2.4

Note: Responses can range from 1 (never) to 4 (every day or almost every day).

**Item 15. Which of the following describes your computer access at home?**



Note: Item added in 2007.

**Item 16. High school preparation for post-graduation opportunities**

	2004-2005		2005-2006		2006-2007	
	ALL HS	JOHNSTON	ALL HS	JOHNSTON	ALL HS	JOHNSTON
How well prepared were you to plan your course selections? <sup>+</sup>	2.3	2.6	2.3	2.3	2.2	2.3
How well prepared were you to meet your college and career goals?	2.3	2.4	2.3	2.4	2.2	2.2
How well prepared are/were you for the college/technical/vocational school application process?	2.2	2.3	2.2	2.3	2.1	2.1
How well informed are/were you about obtaining financial aid for education after high school (whether or not you applied)?	2.1	2.5	2.2	2.3	2.2	2.2

Notes: Responses can range from 1 (not well) to 3 (very well). <sup>+</sup>In previous years, this question was worded, “How well did your counselor(s) advise you in planning your course selections?”

**Item 17. Which of the following people helped you to prepare for the college/technical /vocational school application process?**

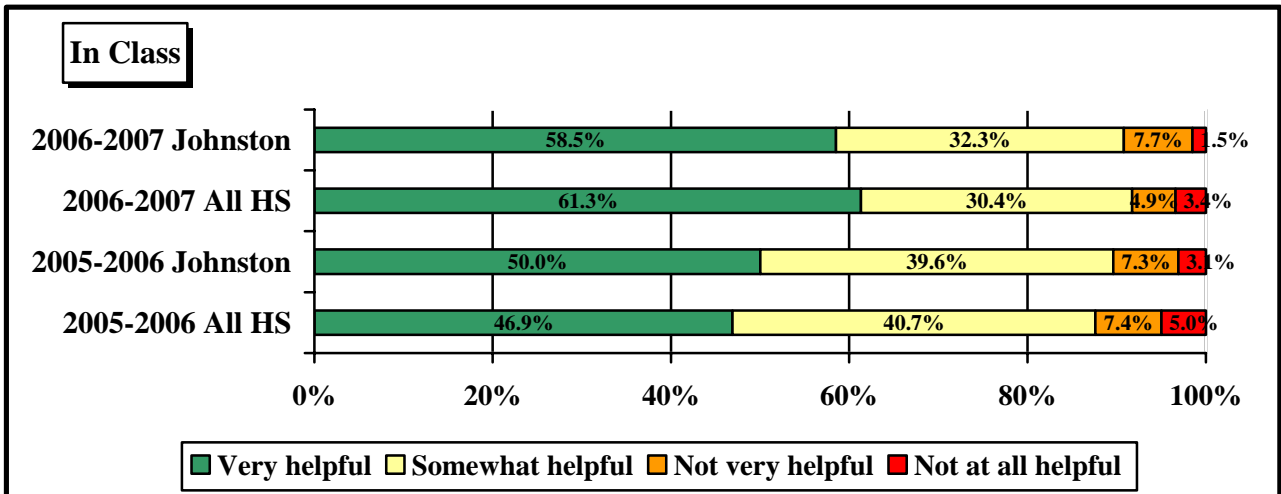
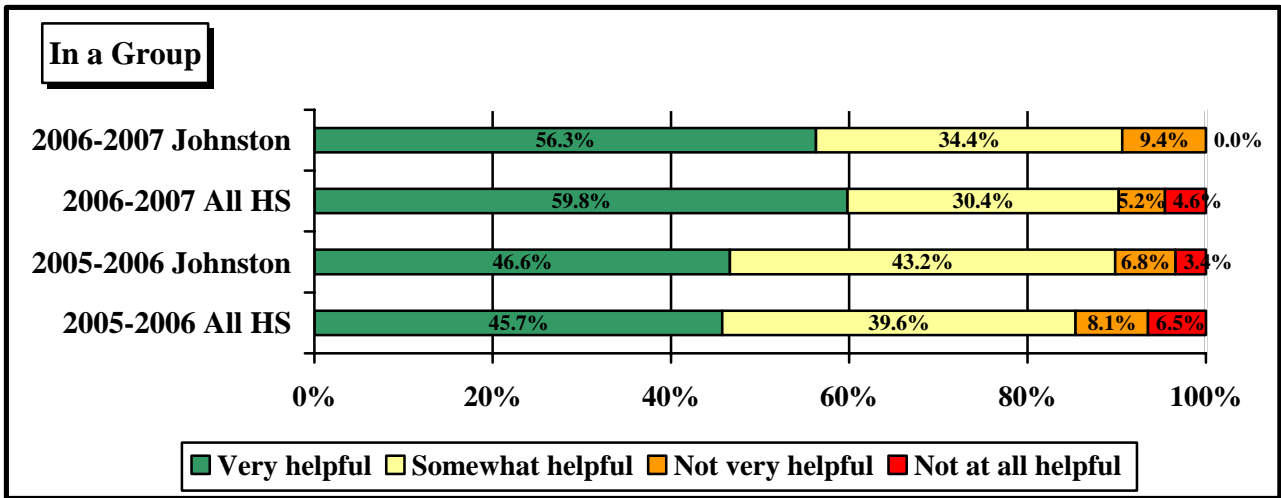
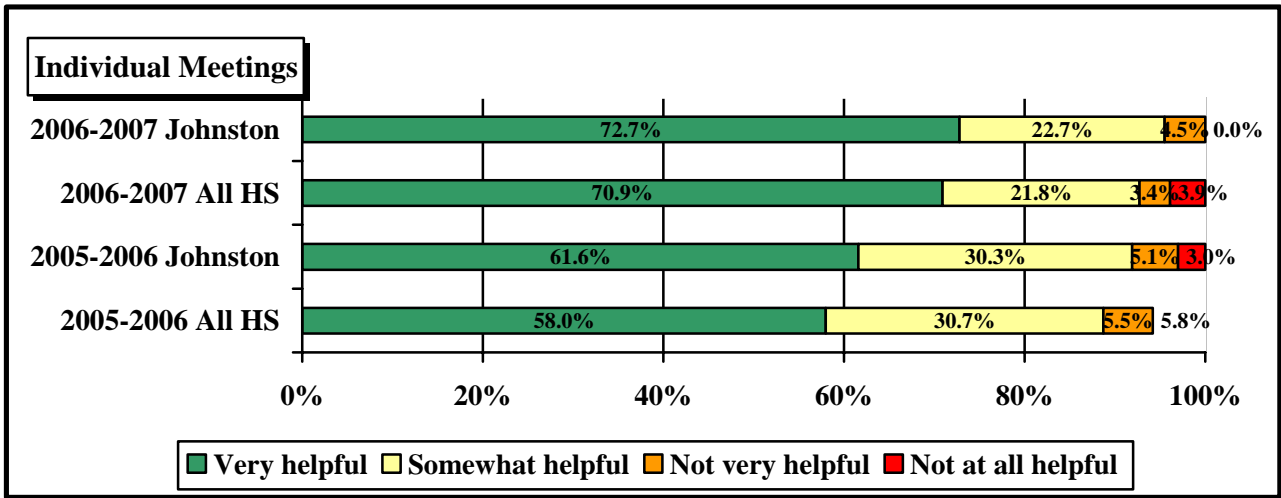
	2005-2006		2006-2007	
	ALL HS	JOHNSTON	ALL HS	JOHNSTON
Advocate	**	**	3.8%	6.3%
Advisory Teacher	**	**	15.7%	20.3%
School Counselors	50.1%	33.0%	44.9%	45.6%
ADVANCE Facilitator/College Advisor	40.4%	42.6%	43.6%	58.2%
AVID staff	4.2%	2.6%	5.3%	10.1%
Teachers	46.8%	33.9%	44.1%	39.2%
College recruiters	17.3%	11.3%	15.2%	19.0%
Parents & Family	60.0%	34.8%	55.6%	30.4%
Friends	43.4%	27.8%	40.4%	31.6%
Own research	54.1%	27.8%	51.6%	21.5%

Note: Respondents may select more than one option; percentages will not total 100%.

**Item 18. Which of the following people helped you obtain information about financial aid for the college/technical /vocational school application process (whether or not you applied)?**

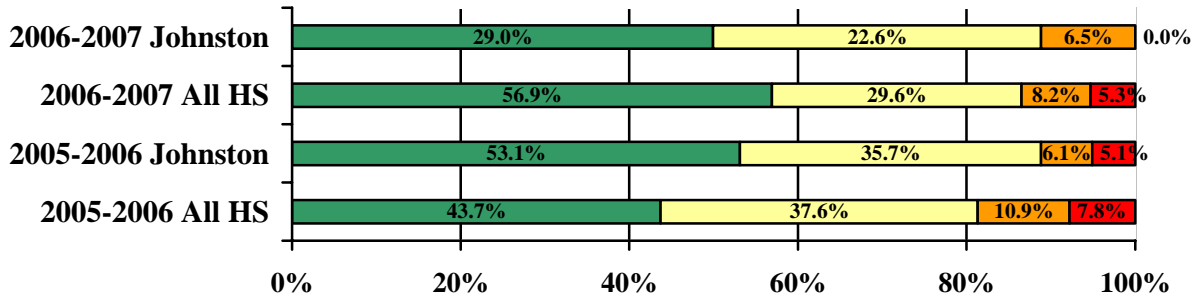
	2005-2006		2006-2007	
	ALL HS	JOHNSTON	ALL HS	JOHNSTON
Advocate	**	**		

**Item 19. How helpful was your Project ADVANCE/College Advisor in the following types of meetings?**

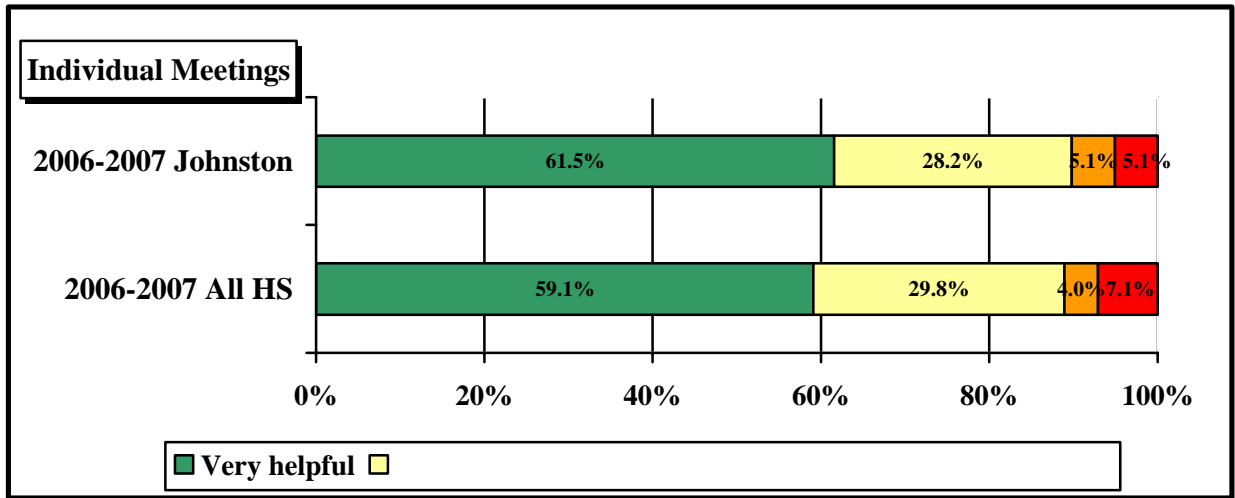


**Item 20.**

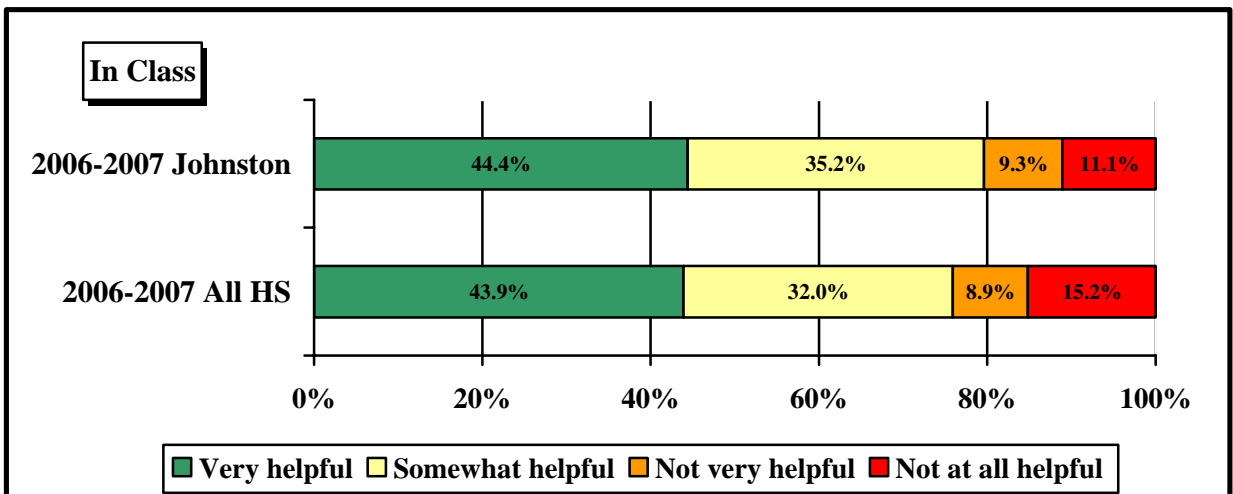
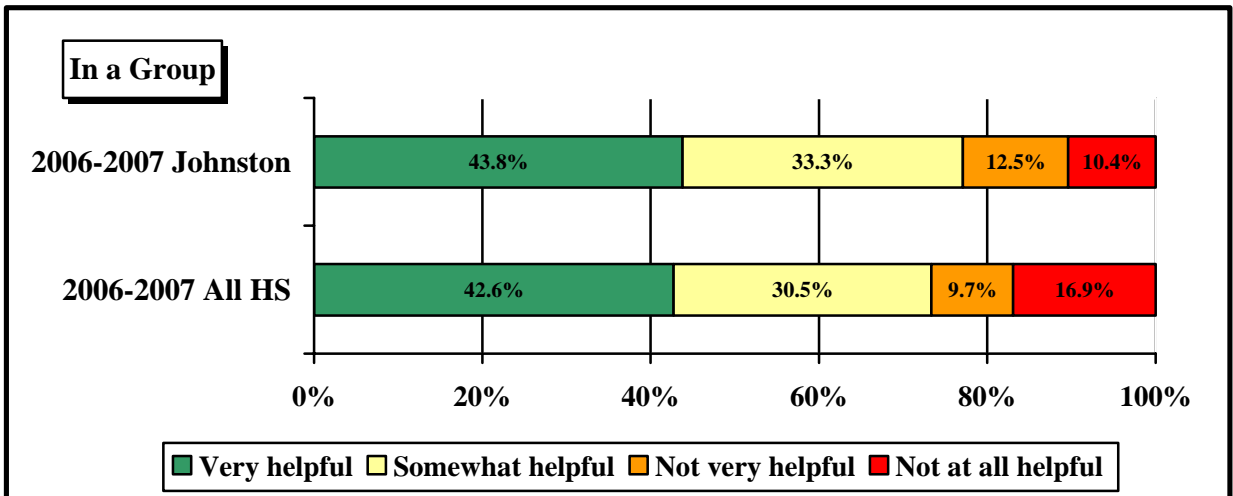
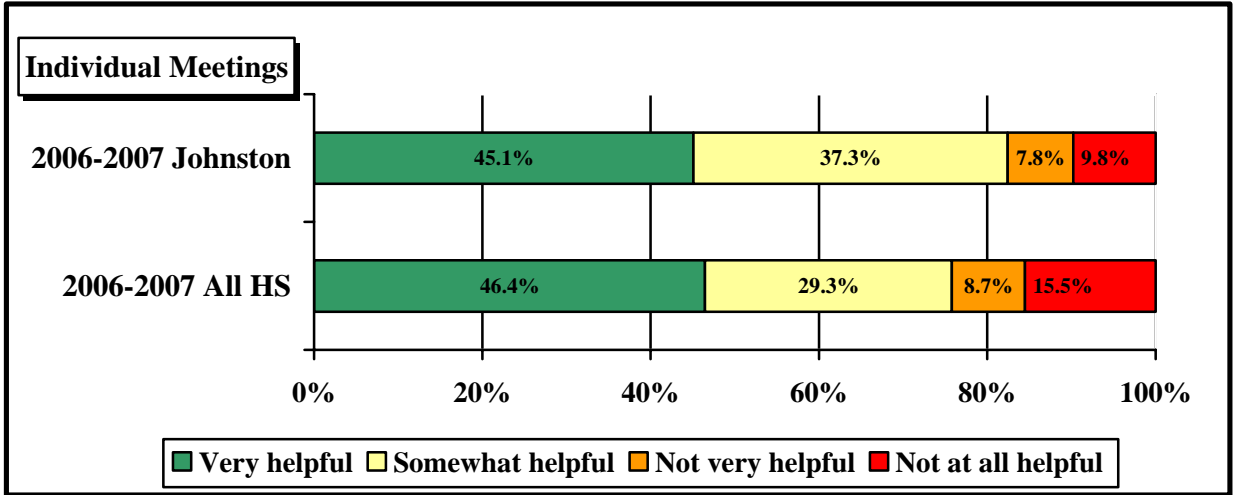
### Scholarships



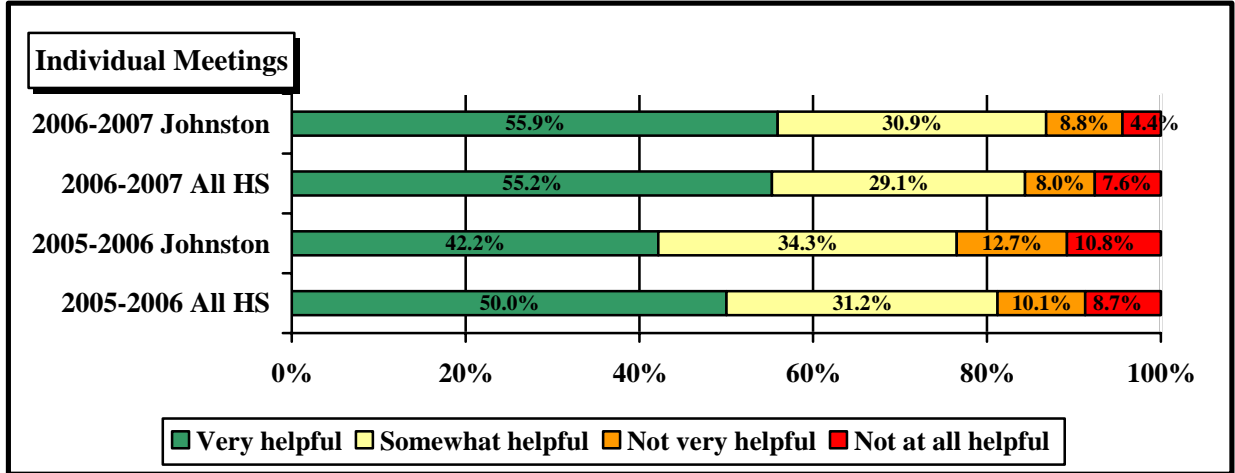
**Item 21. How helpful was your Advocate in the following types of meetings? (Skip this question if you do not have an Advocate).**



Item 22. How helpful was your Advisory Teacher in the following types of meetings? (Skip this question if you do not have an Advisory Teacher).



**Item 23. How helpful was your School Counselor in the following types of meetings?**





**Item 24. For which of the following issues did you meet with a school counselor?**

Issue	2005-2006		2006-2007	
	ALL HS	JOHNSTON	ALL HS	JOHNSTON
Scheduling	81.5%	87.8%	76.7%	74.7%
Course selection & placement	60.1%	45.2%	56.2%	46.8%
Graduation plans	52.3%	54.8%	53.0%	70.9%
4 year plan	21.5%	22.6%	21.2%	27.8%
Graduation credit verification	41.0%	52.2%	39.1%	50.6%
Testing interpretation	15.6%	22.6%	14.1%	21.5%
Career information	15.4%	17.4%	15.6%	22.8%
College information & applications	37.7%	16.5%	36.5%	21.5%
Resumes	**	**	6.5%	6.3%
Financial aid information/application	17.9%	15.7%	19.9%	13.9%
Scholarship information/application	20.6%	17.4%	22.5%	20.3%
Writing college essays	**	**	9.9%	11.4%
Conflict resolution	11.5%	8.7%	10.4%	17.7%
Personal / family issues	11.4%	13.9%	12.2%	24.1%
Parent conference	8.5%	7.0%	7.7%	13.9%
Teacher conference	5.5%	7.0%	5.4%	8.9%
Other	16.3%	18.3%	10.1%	17.7%

Notes: In 2005-2006, "Resumes/college essays" were one category. 11% of all HS students said that they visited with a counselor for this purpose.

Respondents may select more than one option; percentages will not total 100%.

**Item 26. To what extent were your parents involved in the following school-related things?**

	2005-2006		2006-2007	
	ALL HS	JOHNSTON	ALL HS	JOHNSTON
Working with you on homework or school projects	2.8	2.7	2.8	2.5
Volunteering at your school	2.3	2.2	2.3	2.1
Helping you decide what classes to take	2.9	2.7	2.9	2.6
Attending school activities or meetings	2.9	2.6	2.9	2.6

**Item 28. How far did your parents go in school? Indicate your mother and father's highest level of education.**

**Items 30-35. To which of the following have you submitted applications; to which of the following have you already been accepted?**

	2004-2005		Applied 2005-2006		2006-2007	
	All HS	JOHNSTON	All HS	JOHNSTON	All HS	JOHNSTON
2-yr college	25.4%	36.5%	54.5%	70.4%	49.8%	58.2%
4-yr college	59.9%	43.3%	68.0%	57.4%	69.1%	53.2%
Business/technical/ vocational school	8.1%	6.7%	14.7%	19.1%	13.8%	17.7%



**Item 37.**

**Item 41. How important is each of the following in choosing a college?**

	2005-2006		2006-2007	
	ALL HS	JOHNSTON	ALL HS	JOHNSTON
College expenses	**	**	2.4	2.7
Availability of financial aid	**	**	2.4	2.6
Availability of specific courses or curriculum	**	**	2.6	2.6
Reputation of the college in athletic programs	**	**	1.8	2.0
Social life at the college	**	**	2.2	2.2
Ability to live at home and attend college	**	**	1.8	2.3
Job or employment placement record of the college	**	**	2.1	2.5
Reputation of the college in academic programs	**	**	2.2	2.5
Easy admission standards	**	**	2.5	2.2
Ability to take courses online	**	**	2.0	1.9

Note: Scores range from 1 (not important) to 3 (very important).

**For those students without plans to attend postsecondary education within the next year:**

**Item 42. If you are not planning to pursue further education at this time, what are your primary reasons?**

	2005-2006	2006-2007
**		

**Item 43.**

**APPENDIX**

**Table A.1. Response Rate and Respondent Demographic Characteristics**

Seniors Enrolled	# Surveys	Initial Response Rate	African Am	Hispanic	White
---------------------	--------------	-----------------------------	---------------	----------	-------



