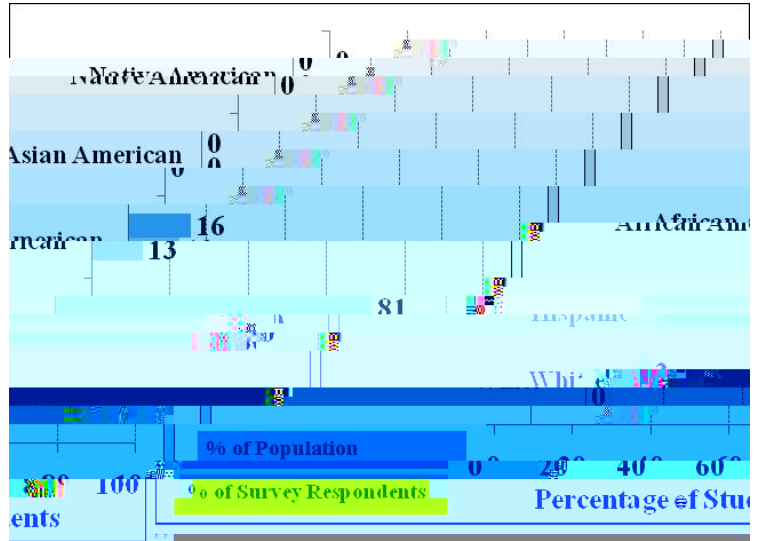


Survey Report

In Spring 2009, 183 parents returned surveys for Govalle, representing 46% of students from Govalle (compared to the district Elementary School response, 34%). Figure 1 represents the percentage of respondents with children at Govalle from each ethnic group. The tables below



The graph below depicts Govalle’s parent survey ratings over time, as well as parent survey ratings across all Elementary Schools in 2009-2010. Scores over 3.0 are desirable, as indicated by the red dashed line in the graph below. The first step in improving these characteristics is to examine the score for each area (Figure 2).









Figure 2. Parent Survey Subscales for Govalle and all Elementary Schools, 2009-2010




Note. The light blue bars represent 2009-2010 data for Govalle and the dark blue bars represent 2009-2010 data for all Elementary Schools.

Govalle’s highest score on the 2009-2010 Parent Survey was Teacher Expectations. This measure was new to the 2009-2010 survey and is designed to measure expectations parents believe that teachers have for their children. Research shows that teacher expectations relate to academic achievement. We encourage your campus to continue fostering a positive learning environment with rigorous teacher expectations for all students.

Govalle’s lowest score on the 2009-2010 Parent Survey was Parental Assistance, Communication, and School Involvement, which measures the extent to which parents spend with their child on school-related activities. Parental involvement contributes positively to academic achievement. For resources on how to improve parental involvement, please visit The Harvard Family Research Project: <http://www.hfrp.org/complementary-learning>





| Respectful School Community | Govalle | | | All Elementary Schools |
|---|---|---|---|------------------------|
| | 2007-08 | 2008-09 | 2009-10 | |
| 4. School staff provide me with positive feedback about my child. | 3.4 | 3.4 | 3.5 | 3.5 |
| 5. School staff treat my child with courtesy and respect. | 3.5 | 3.4 | 3.4 | 3.5 |
| 6. I feel welcome in my child's classroom. | 3.6 | 3.5 | 3.5 | 3.6 |
| 16. My child's school is a safe learning environment. | 3.4  | 3.4 | 3.4 | 3.5 |
| 17a. My child's school principal treats me with courtesy and respect. | 3.5  | 3.4  | 3.3 | 3.5 |
| 18a. The school assistant principal(s) treat me with courtesy and respect. | 3.5  | 3.4  | 3.3 | 3.5 |
| 19a. My child's teacher(s) treat me with courtesy and respect. | 3.6  | 3.6 | 3.6 | 3.6 |
| 20a. My child's counselor(s) treat me with courtesy and respect. | 3.6 | 3.5 | 3.4  | 3.5 |
| 21a. Office staff treat me with courtesy and respect. | 3.4 | 3.5 | 3.6 | 3.5 |
| 23h. School staff provided me with enough information about handling complaints and concerns. | 3.3  | 3.3 | 3.3 | 3.3 |
| Respectful School Community subscale | 3.5 | 3.4 | 3.4 | 3.5 |

Note: Response options range from 1 (strongly disagree) to 4 (strongly agree). It is desirable to have a response of at least 3.0.

| Information About Student Expectations and Progress | Govalle | | | All Elementary Schools |
|--|------------|---|------------|------------------------|
| | 2007-08 | 2008-09 | 2009-10 | |
| My child's school staff clearly communicate their expectations for... | | | | |
| 8. My child's learning. | 3.5 | 3.5 | 3.5 | 3.5 |
| 9. My child's behavior. | n/a | 3.5 | 3.5 | 3.5 |
| School staff provide me with enough information about my child's... | | | | |
| 22a. Academic progress. | 3.5 | 3.5 | 3.5 | 3.5 |
| 22b. Preparedness for TAKS. | 3.4 | 3.4 | 3.4 | 3.5 |
| 22c. Risk of failing a grade. | 3.4 | 3.4 | 3.4 | 3.4 |
| 22d. Availability of tutoring. | n/a | 3.4 | 3.4 | 3.4 |
| 23a. Behavior. | 3.4 | 3.6  | 3.6 | 3.5 |
| 23b. Attendance | n/a | n/a | 3.6 | 3.5 |
| Expectations and Progress subscale | n/a | n/a | 3.5 | 3.5 |

Note: Response options range from 1 (strongly disagree) to 4 (strongly agree). It is desirable to have a response of at least 3.0.

APPENDIX

| Academic Planning Information | 2007-08 | Govalle 2008-09 | 2009-10 | All Elementary Schools |
|---|---|---|---|------------------------------|
| School staff provide me with enough information about... | | | | |
| 23c. After school programs | n/a | 3.4 | 3.5  | 3.5 |
| 23d. Transitions to and from elementary, middle, and high school. | n/a | 3.2 | 3.3 | 3.3 |
| 22e. High school graduation requirements. | 3.2  | 3.2 | 3.3 | 3.3 |
| 23e. Career opportunities for my child. | 2.7  | 3.2  | 3.3 | 3.3 |
| 23f. College admission requirements and financing options. | n/a | n/a | 3.3 | 3.2 |
| Academic Planning and Information subscale | n/a | n/a | 3.4 | 3.4 |

Note: Response options range from 1 (strongly disagree) to 4 (strongly agree). It is desirable to have a response of at least 3.0.







| Teacher Expectations | Govalle 2009-10 | All Elementary Schools |
|--|--------------------|------------------------------|
| 11. My child's teachers believe my child can do well in school. | 3.6 | 3.6 |
| 12. My child's teachers believe my child can learn new things. | 3.6 | 3.6 |
| 13. My child's teachers encourage my child to stick with problems until he/she can solve them. | 3.5 | 3.5 |
| Teacher Expectations subscale | 3.6 | 3.6 |

Note: These items were new to the 2009-2010 Parent Survey and were designed to measure teacher's expectations for their students. Response options range from 1 (strongly disagree) to 4 (strongly agree). It is desirable to have a response of at least 3.0.

| Knowledge about child's experiences at school | Govalle 2009-10 | All Elementary Schools |
|---|--------------------|------------------------------|
| 11. I believe my child likes to go to school. | 3.5 | 3.6 |
| 15. AISD's online ParentConnection system has helped me to monitor my child's progress. | 3.3 | 3.3 |

Note: These items were new to the 2009-2010 Parent Survey. Response options range from 1 (strongly disagree) to 4 (strongly agree). It is desirable to have a response of at least 3.0.

APPENDIX

| Support for Parental Involvement | 2007-08 | Govalle 2008-09 | 2009-10 | All Elementary Schools |
|--|---|---|---------|------------------------------|
| 7. My child's school staff use the suggestions that I make about my child's education. | 3.4 | 3.3 | 3.3 | 3.4 |
| 14. My child's teachers make it easy for me to be involved with my child's education. | n/a | n/a | 3.5 | 3.5 |
| 17b. My child's principal provides me with opportunities for 2-way communication (phone calls, meetings, email, etc.). | 3.5  | 3.2  | 3.3 | 3.4 |
| 18b. My child's assistant principal(s) provide me with opportunities for 2-way communication (phone calls, meetings, email, etc.). | 3.5  | 3.4 | 3.3 | 3.4 |
| 19b. My child's teacher(s) have helped me become more involved in my child's education. | 3.6 | 3.6 | 3.5 | 3.6 |
| 19c. My child's teacher(s) value my input in academic decisions about my child. | 3.6 | 3.6 | 3.5 | 3.6 |
| 19d. My child's teacher(s) provide me with opportunities for 2-way communication (phone calls, meetings, email, etc.). | 3.6  | 3.6 | 3.6 | 3.6 |
| 20b. My child's counselor(s) have helped me become more involved in my child's education. | 3.5 | 3.4 | 3.3 | 3.4 |
| 20c. My child's counselor(s) value my input in academic decisions about my child. | 3.5  | 3.4  | 3.3 | 3.4 |
| 20d. My child's counselor(s) provide me with opportunities for 2-way communication (phone calls, meetings, email, etc.). | 3.5 | 3.4  | 3.3 | 3.4 |
| 23g. School staff provide me with enough information about opportunities to be involved. | n/a | n/a | 3.3 | 3.4 |
| Support for Parental Involvement subscale | n/a | n/a | 3.4 | 3.5 |

Note: Items range from 1 (strongly disagree) to 4 (strongly agree) with a response of at least 3.0 desirable. With the addition of items 14 and 23g in 2009-2010, subscale comparisons across years are no longer possible.

APPENDIX

| Parental Assistance, Communication, and School Involvement | Govalle 2009-10 | All Elementary Schools |
|--|--------------------|------------------------------|
| 24. Talk with my child about his/her school day. | 3.9 | 3.9 |
| 25. Supervise my child's homework. | 3.9 | 3.9 |
| 26. Help my child study for tests. | 3.7 | 3.7 |
| 27. Talk with other parents about my child's school. | 3.1 | 3.0 |
| 28. Communicate with my child's teachers (e.g., telephone, email, notes, in person). | 3.5 | 3.4 |
| 29. Volunteer at my child's school. | 2.5 | 2.5 |
| 30. Attend PTA/CAC meetings. | 2.5 | 2.5 |
| 31. Attend regularly scheduled parent-teacher conferences. | 3.6 | 3.7 |
| 32. Attend annual meetings about my child's academic plans. | 3.3 | 3.3 |
| 33. Visit my child's school (e.g., for lunch, walk them to class, observe). | 3.4 | 3.3 |
| 34. Attend performance events and/or sports events at my child's school. | 3.5 | 3.3 |
| Parental Involvement subscale | 3.4 | 3.3 |

Note: These items were new to the 2009-2010 parent survey and are designed to measure the degree of parental involvement on your campus. Response options range from 1 (never) to 4 (often). It is desirable to have a response of at least 3.0.

| Parent Support Specialist | Govalle 2009-10 | All Elementary Schools |
|---|--------------------|------------------------------|
| 35. I use the Parent Support Specialist as a resource. | 2.8 | 2.4 |
| 36. The Parent Support Specialist helps me to be involved in my child's education. | 2.9 | 2.6 |
| 37. The Parent Support Specialist on my campus is accessible during a variety of times (e.g., before school, during school hours, after school, in the evenings, on the weekend). | 3.1 | 2.8 |
| Parent Support Specialist subscale | 2.9 | 2.6 |

Note: These items were new to the 2009-2010 parent survey and are designed to measure the degree to which parents use their school's parent support specialist (if applicable). Response options range from 1 (never) to 4 (often). It is desirable to have a response of at least 3.0.

REFERENCES

Fan, X. & Chen, M. (2001). Parental involvement and students' academic achievement: A meta-analysis. *Educational Psychology Review*, 13(1), 1-22.

Austin Independent School District

Superintendent of Schools
Meria Carstarphen, Ed.D.

Office of Accountability
William Caritj, Ed.D.

Department of Program Evaluation
Holly Williams, Ph.D.

Authors
Lindsay M. Lamb, Ph.D.
Lisa N. T. Schmitt, Ph.D.



Board of Trustees
Mark Williams, President
Vincent Torres, M.S., Vice President
Lori Moya, Secretary
Cheryl Bradley
Annette LoVoi, M.A.
Christine Brister
Robert Schneider
Karen Dulaney Smith
Sam Guzman