

## RESULTS OF THE 2008 STUDENT SUBSTANCE USE AND SAFETY SURVEY CROCKETT HIGH SCHOOL

### Description of Survey

The federal Title IV Safe and Drug Free Schools and Communities grant requires annual needs assessment and evaluation of substance use and safety issues. Consequently, each year, a self-report student survey of substance use and school safety is administered to a random, representative sample of AISD students. The survey is used to track student knowledge, attitudes, and self-reported behavior over time. In the Spring of 2008 a sample of 8,436 students in grades 6-12 submitted valid responses to the district's annual survey of substance use and safety issues, yielding a response rate of 73%.<sup>7</sup> Selected item results are attached. These results should be shared with your Positive Behavior Support (PBS) team, the Campus Advisory Council, and others involved in campus safety planning efforts for your school.

### How should sample data be interpreted?

When it is not feasible to survey an entire population, samples are used instead. However, when a sample is used to make inferences about a population the results must be interpreted with caution. For example, although 87% of a sample may select a particular survey response, this does not necessarily mean 87% of the entire population feels the same way. To interpret the sample data cautiously, we have used the following information to construct an interval that describes the range within which the result for your campus population is likely to fall:

Population size: In this case, the number of students at your campus.

Sample size: In this case, the number of survey respondents from your campus.

Desired level of confidence: In this case, 95%.

The 95% confidence interval is commonly used, indicating that you can be 95% confident that the true population result will fall within the constructed interval.

### How should Confidence Intervals be used to interpret your campus data?

*Based on the Crockett HS sample of 298 students and population enrollment of 1843, the confidence interval for Crockett HS is + and - 5%.*

To make inferences about your campus population using the sample data, the results should be interpreted with the computed confidence interval of 5% on each side of the sample statistics. For example, 14% of respondents from your campus indicated that student fighting and physical aggression is the most serious problem on your campus. Applying the confidence interval (i.e., adding and subtracting 5%) to the 14% yields a range of 9% to 19%. Therefore, you can be 95% confident that somewhere between 9% and 19% of all students at your campus would indicate that student fighting and physical aggression is the most serious problem on your campus.

When making comparisons between item results from year to year, please remember that small changes may have occurred by chance alone. The confidence interval for 2007 is 5%. Therefore, only differences of 10% or greater (5%+5%) should be considered statistically significant when comparing the results from two different years.

---

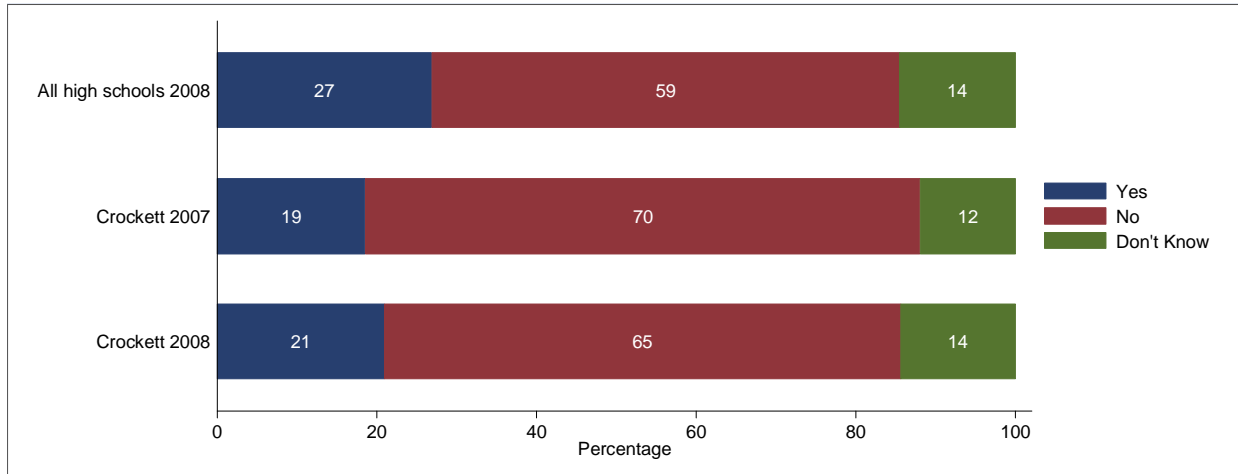
<sup>7</sup> A total of 8,947 surveys were returned to the Department of Program Evaluation but 511 surveys were removed from analysis due to invalid responses.

## RESPONDENT DEMOGRAPHICS AND ITEMS THAT ADDRESS BOTH SUBSTANCE USE AND SAFETY

### Demographics

	Gender		Grade				Total
	Male	Female	9th	10th	11th	12th	
<b>Crockett 2007</b>	139 50%	138 50%	72 26%	69 25%	70 25%	62 22%	278
<b>Crockett 2008</b>	137 47%	156 53%	95 32%	79 27%	65 22%	55 19%	298
<b>All high schools 2008</b>	1,568 47%	1,744 53%	1,008 30%	853 26%	746 22%	714 22%	3,341

Q47: Do one or both of your parents usually attend school sponsored open houses, PTA meetings or other school events?





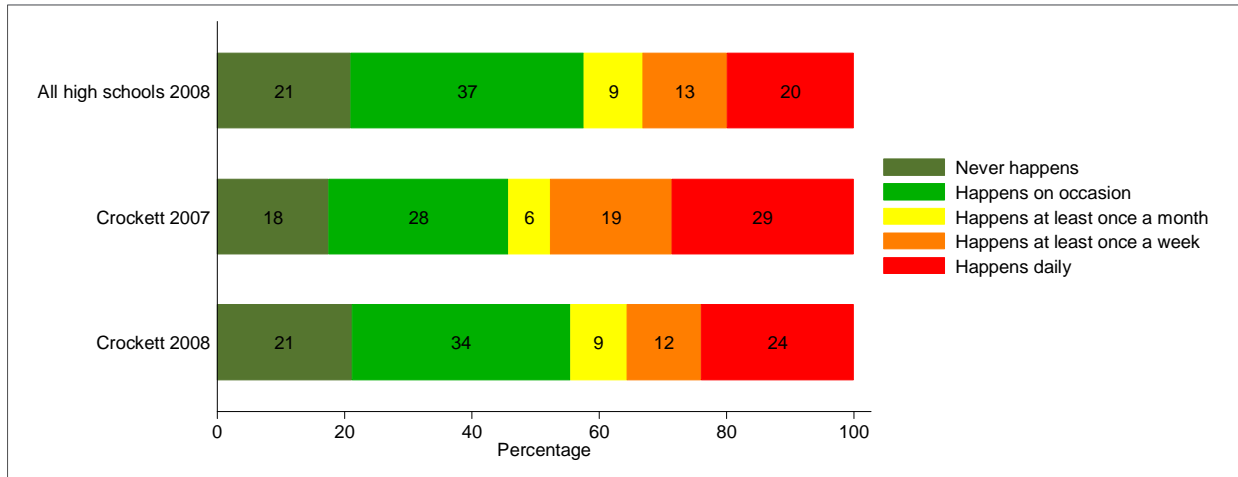
Q48: During this school year, have you brought any of the following items to school?

	Crockett 2008	Percentage point change from 2007	All high schools 2008
<b>Illegal drugs</b>	11%	-2	10%
<b>Tobacco</b>	11%	1	10%
<b>Knives</b>	10%	0	8%
<b>Prescription drugs</b>	9%	6	6%
<b>Alcohol</b>	4%	0	5%
<b>Gun</b>	3%	0	2%
<b>Other weapons</b>	5%	-1	4%
<b>None of the above</b>	75%	7	77%

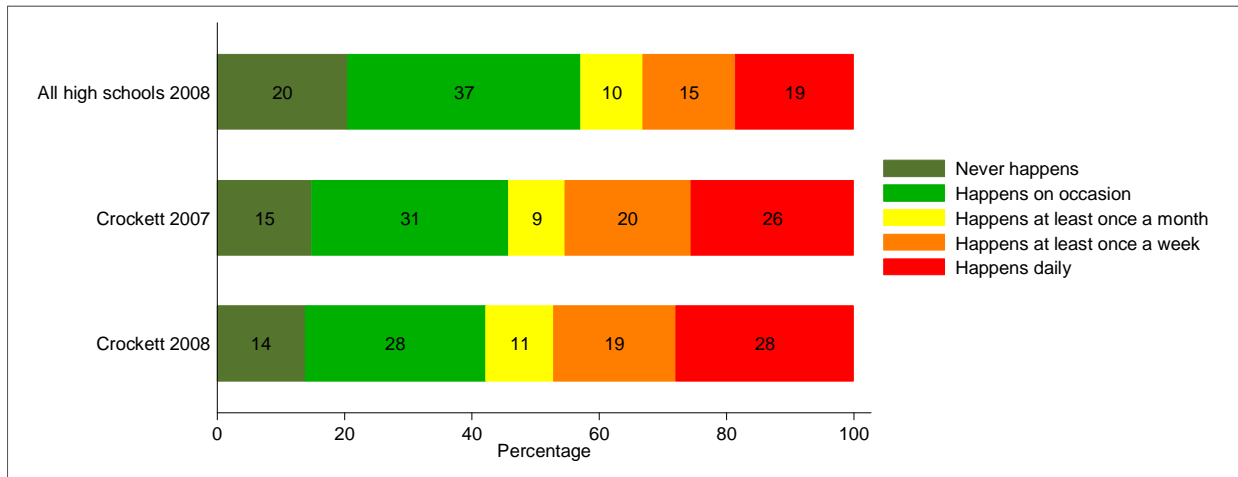
Note. Percentages may sum to more than 100% because respondents were allowed to choose multiple items. Differences between years should be interpreted with caution due to changes in the structure of the question between 2006-2007 and 2007-2008

### SCHOOL SAFETY ITEMS

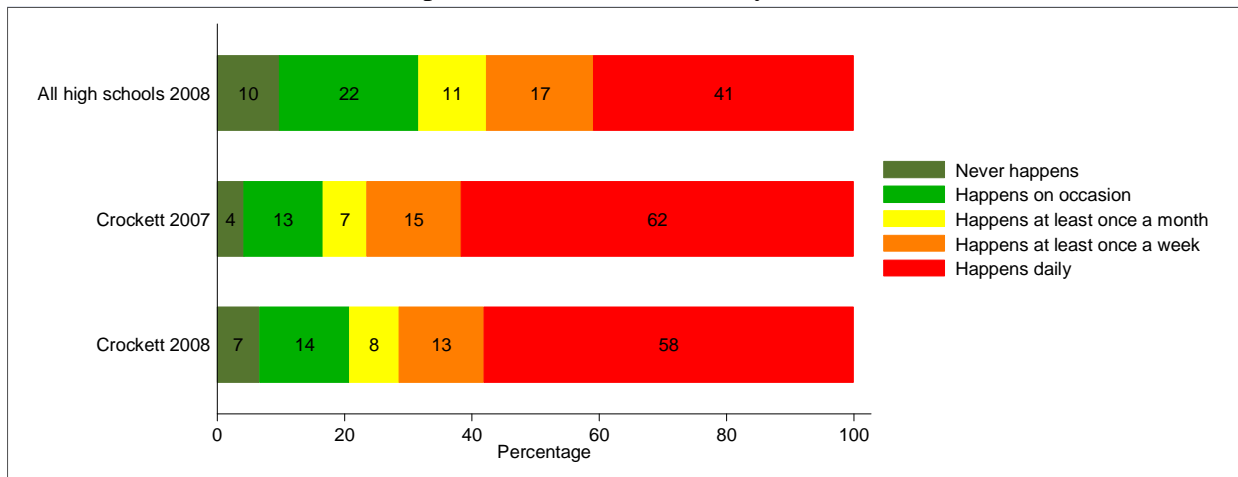
Q14: How often does racial tension occur at your school?



Q15: How often does student bullying occur at your school?



Q16: How often do acts of disrespect for teachers occur at your school?





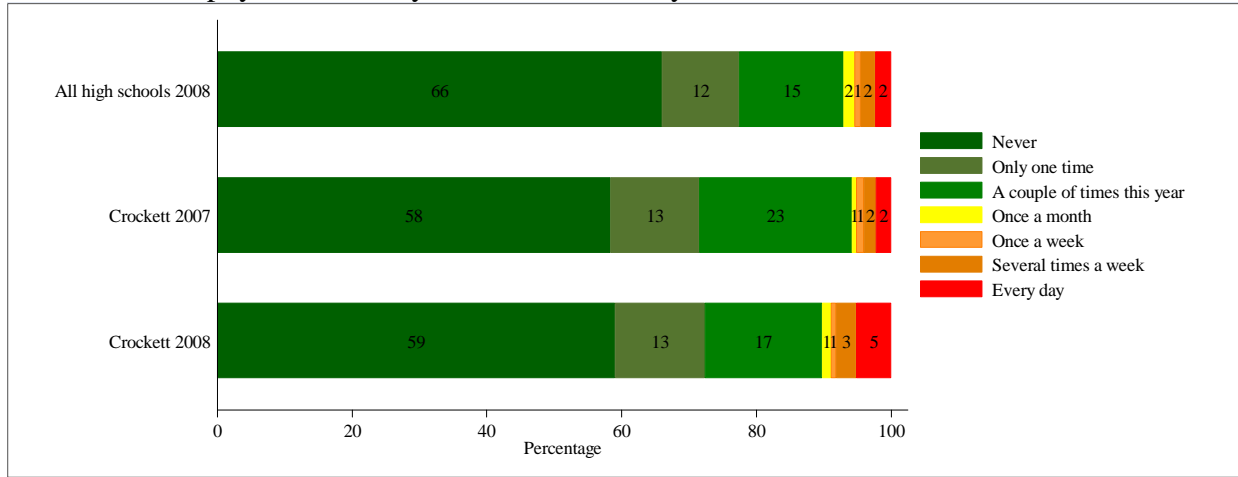


Q10: During this school year, have you experienced any of the following types of bullying at school?

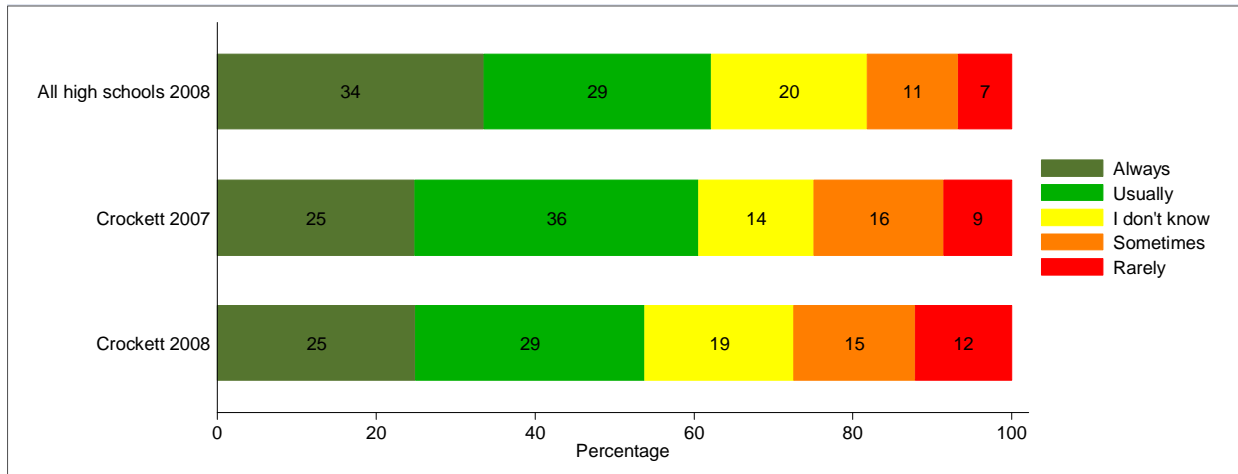
	Crockett 2008	Percentage point change from 2007	All high schools 2008
Verbal	34%	-8	28%



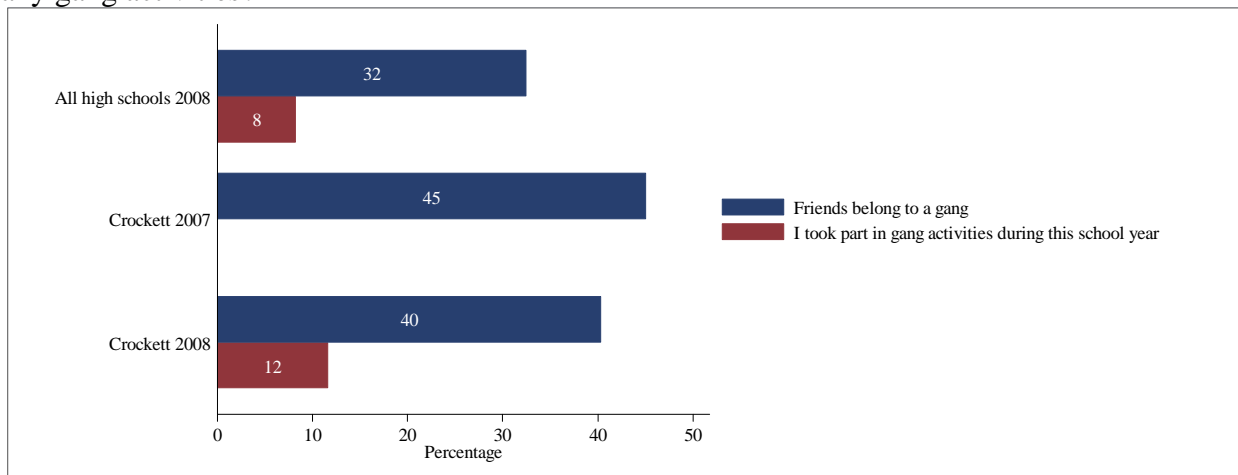
Q9: During this school year, how often have you or your close friends been physically harmed or threatened with physical harm by another student at your school?



Q13: Are school rules about verbal or physical assaults or fighting enforced by school staff?



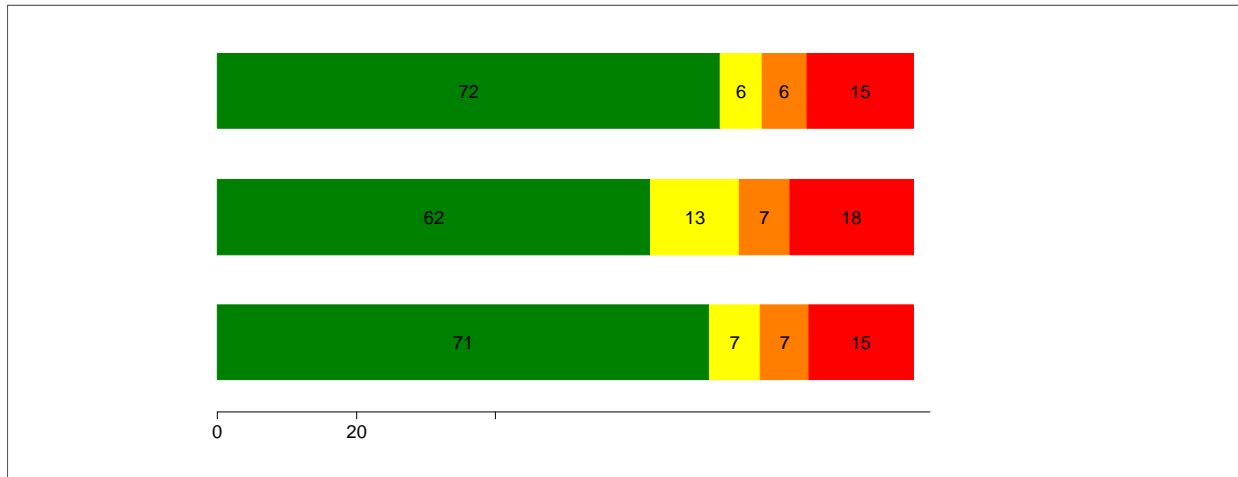
Q22: Do any of your friends belong to a gang? Q23: During this school year, did you take part in any gang activities?



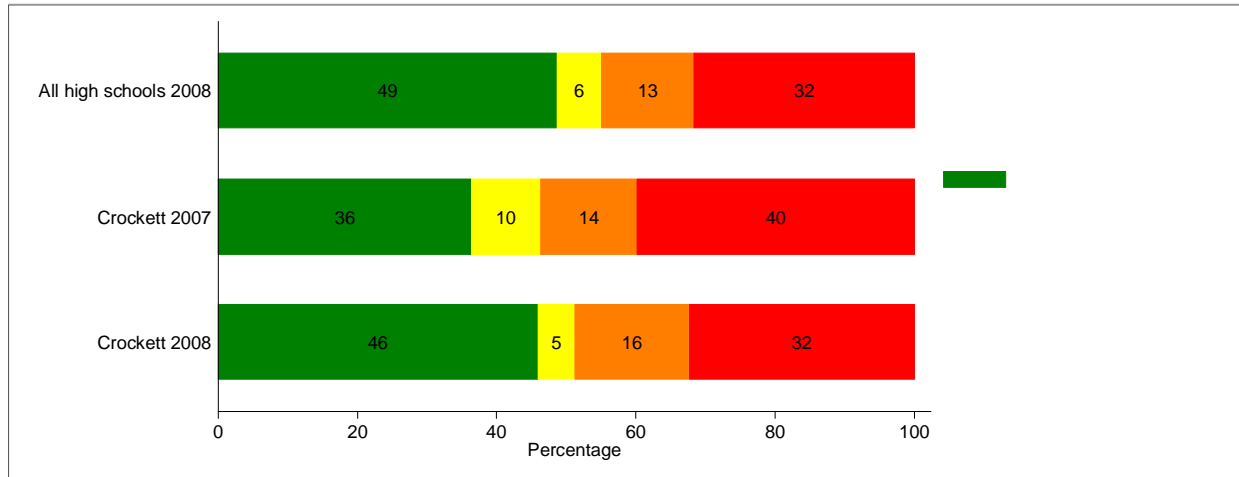
Note. Question 23 was not included on the 2007 survey.

### SUBSTANCE USE ITEMS

Q24: What is the most recent you have used Tobacco (e.g., cigarettes, cigars, chew, etc)?

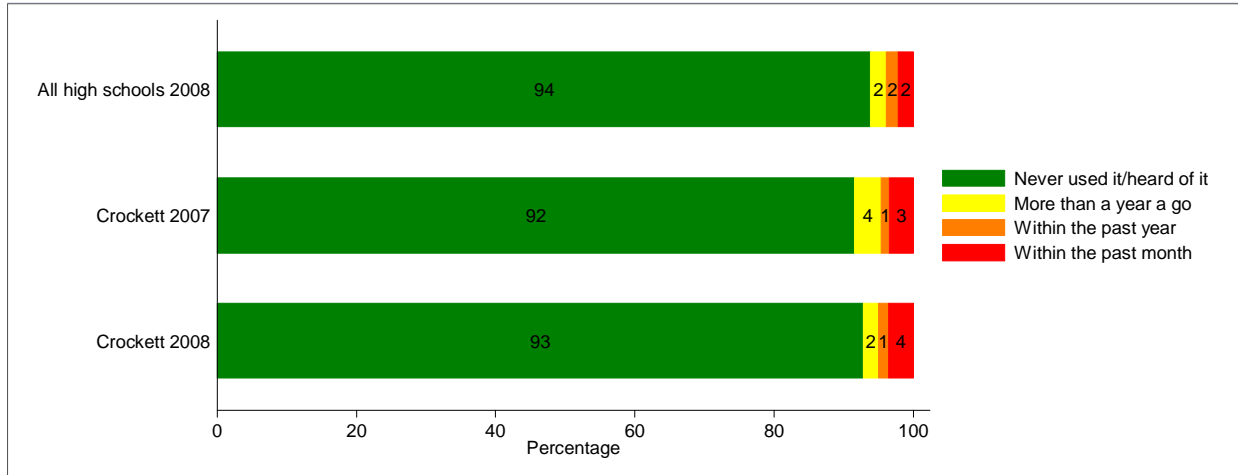


Q25: What is the most recent you have used Alcohol (e.g., beer, wine, liquor, etc.)?

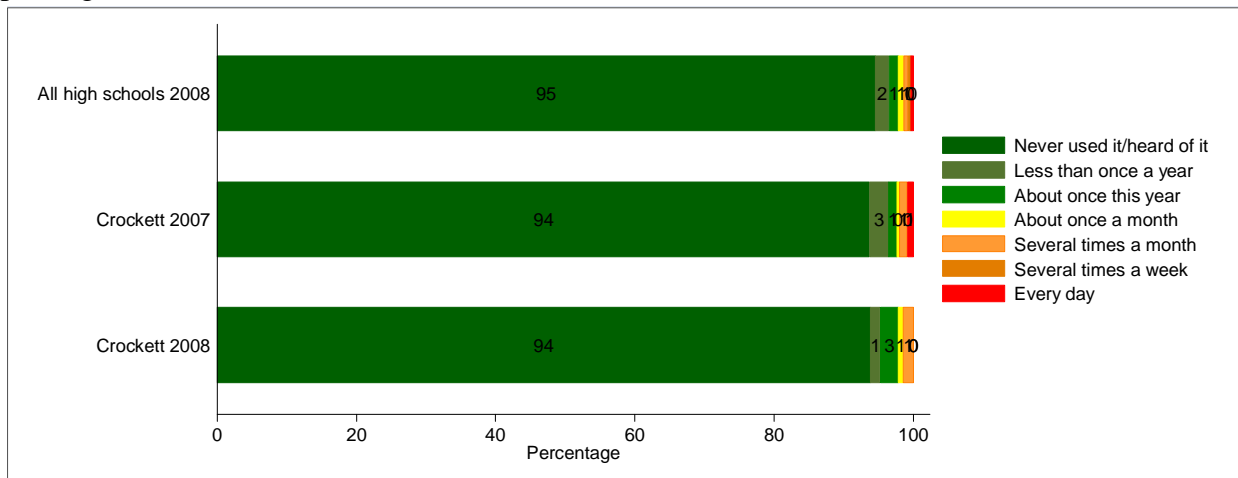




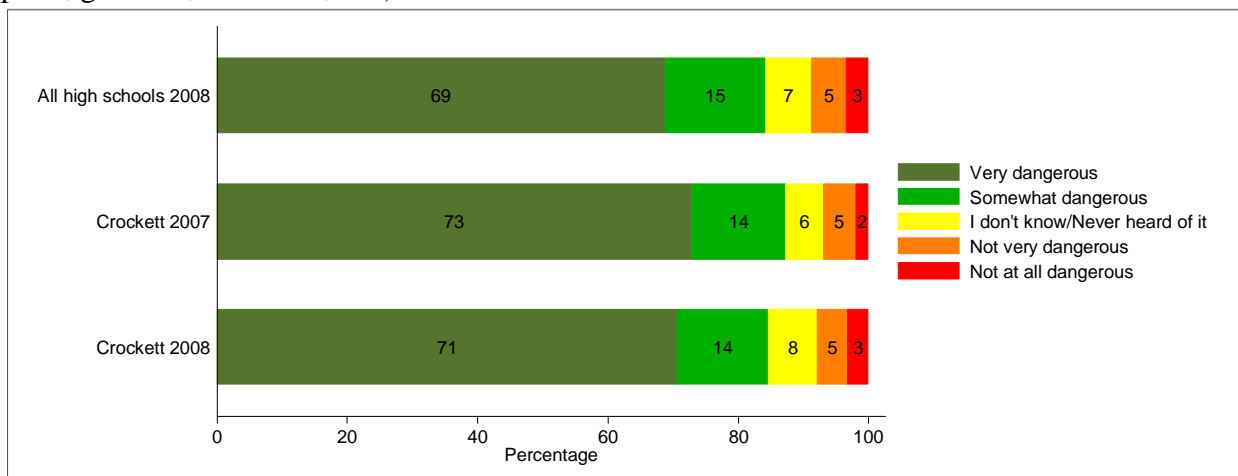
Q27: What is the most recent you have used Inhalants (things you might sniff, such as glue, paint, gasoline, white out, etc.)?



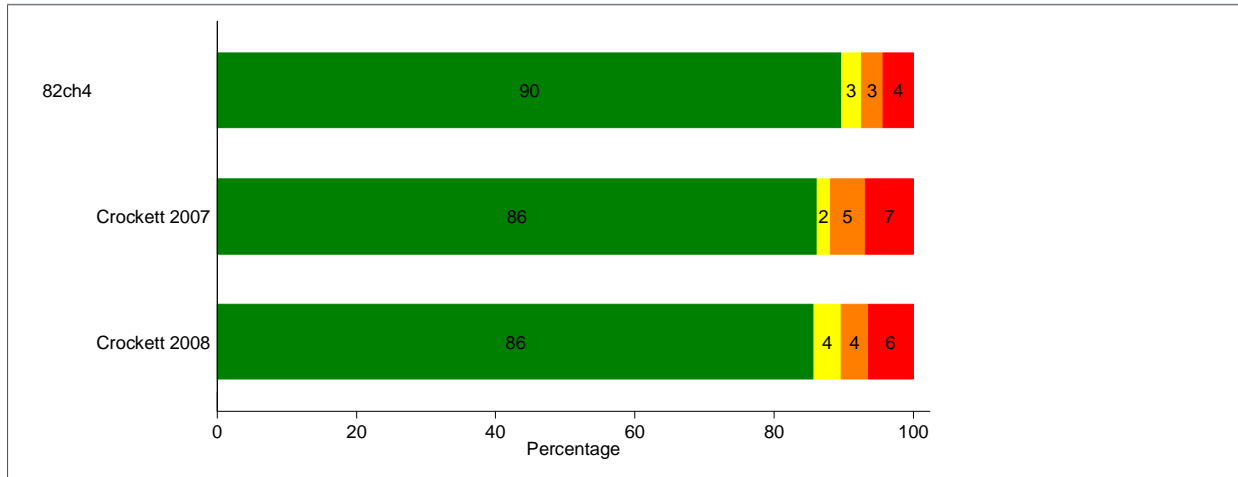
Q42: During this year, how often did you use Inhalants (things you might sniff, such as glue, paint, gasoline, white out, etc.)?



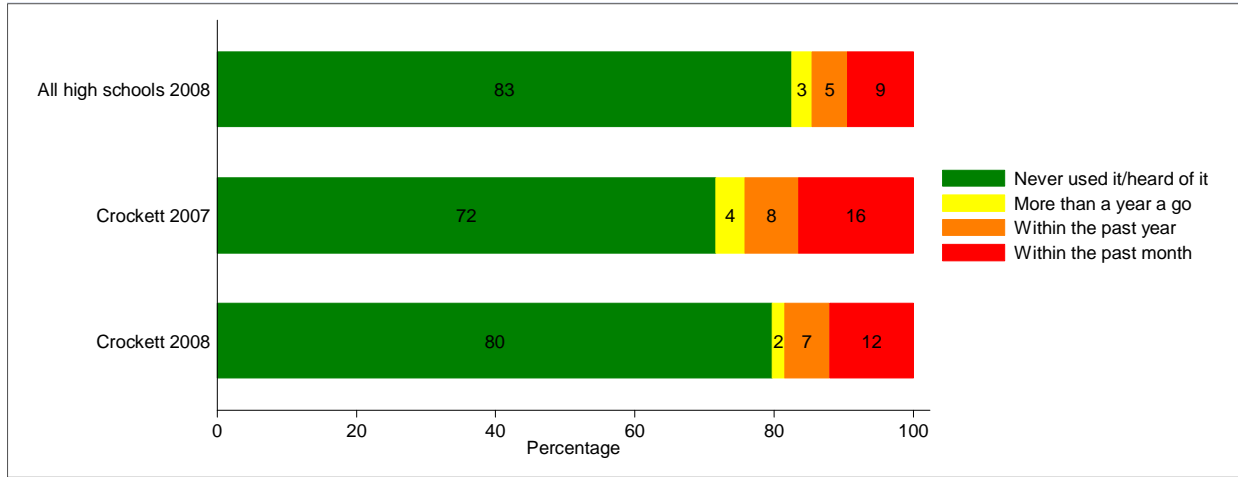
Q55: How dangerous is it for kids your age to use Inhalants (things you might sniff, such as glue, paint, gasoline, white out, etc.)?



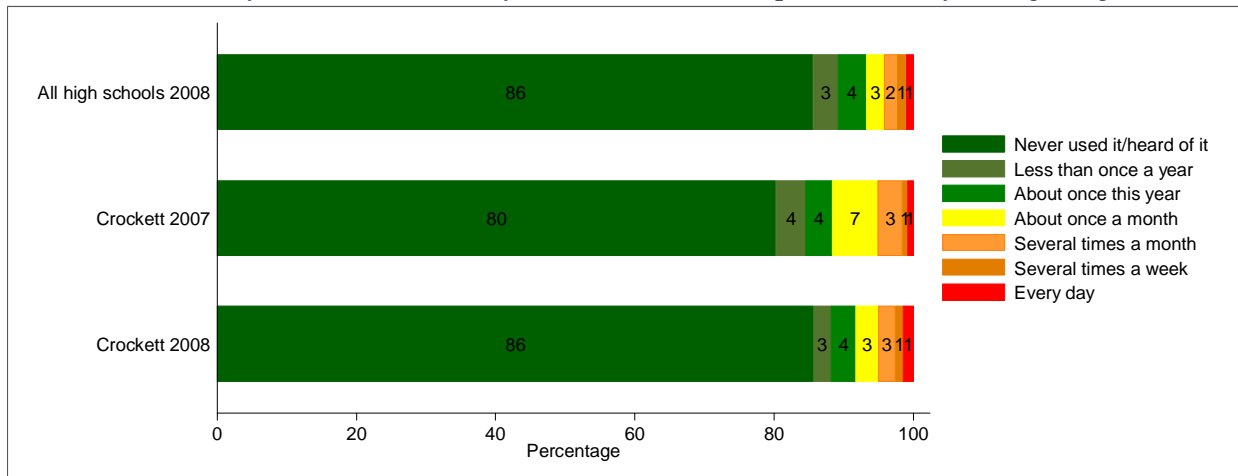
Q28: What is the most recent you have used Over the Counter Medication (e.g., triple Cs, DXM, skittles, or Coricidin) to get high?



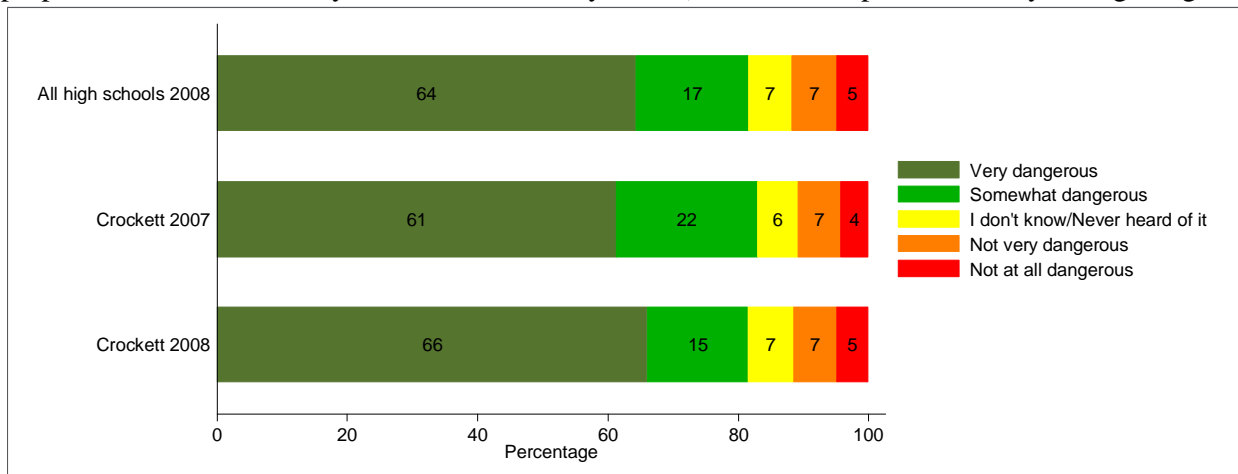
Q29: What is the most recent you have used Prescription Drugs (e.g., Codeine cough syrup, purple drank, Adderall/addy, Xanax/bars, or OxyContin) that was not prescribed to you to get high?



Q44: During this year, how often did you use Prescription Drugs (e.g., Codeine cough syrup, purple drank, Adderall/addy, Xanax/bars, or OxyContin) that was not prescribed to you to get high?



Q57: How dangerous is it for kids your age to use Prescription Drugs (e.g., Codeine cough syrup, purple drank, Adderall/addy, Xanax/bars, or OxyContin) that was not prescribed to you to get high?



Q12: Are school rules about drug, alcohol, and tobacco use enforced by school staff?

A large, empty rectangular box with a thin black border, intended for data entry or a response to the question above.



*Austin ISD Student Substance Use and Safety Survey Result*

**AUSTIN INDEPENDENT SCHOOL DISTRICT**

**SUPERINTENDENT OF SCHOOLS**

Pascal D. Forgione, Jr., Ph.D.

**OFFICE OF ACCOUNTABILITY**

Anne Ware, Ph.D.

**DEPARTMENT OF PROGRAM EVALUATION**

Holly Williams, Ph.D.

**AUTHOR**

Marshall Garland, M.A.

Cinda Christian, Ph.D.

Reetu Naik, M.A.



**BOARD OF TRUSTEES**

Mark Williams, President

Vincent Torres, M.S., Vice President

Lori Moya, Secretary

Cheryl Bradley

Annette LoVoi, M.A.

Christine Brister

Robert Schneider

Karen Dulaney Smith

Sam Guzman

Publication Number 07.87

February 2009