



INDIVIDUAL ITEM R

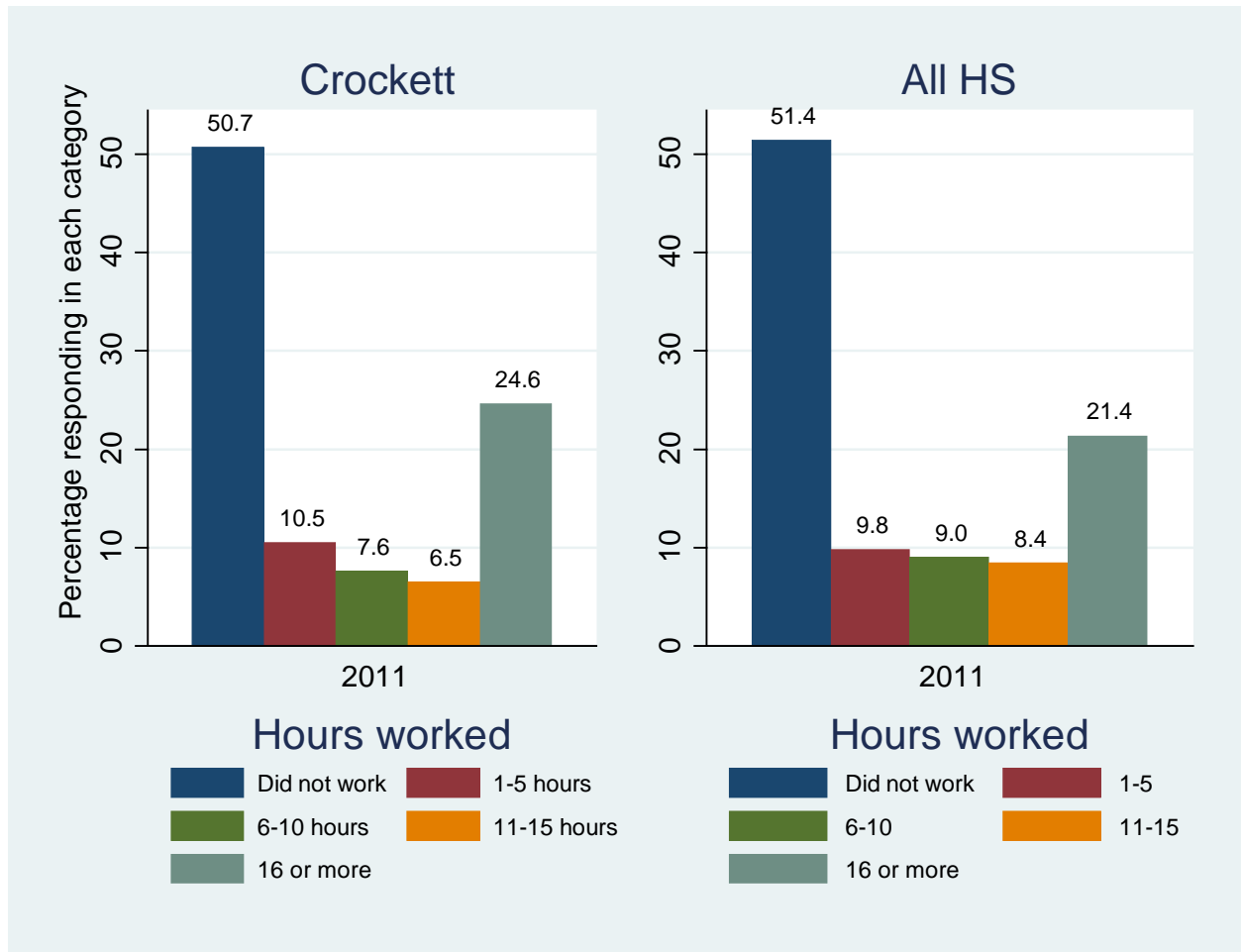
Table 4b. During High School, To What Extent Were Your Parents Involved in the Following School-Related Activities? (Item 10)

	Crockett				All HS			
	Never	Rarely	Occasionally	Often	Never	Rarely	Occasionally	Often
Volunteering at your school	49.8%	20.8%	18.0%	11.3%	47.8%	23.2%	19.5%	9.5%

Table 8a. For Each of These Extracurricular Activities, Did You Spend More Than 10 Hours per Week During Your Senior Year on Them? (Items 13 and 15)

<i>Percentage indicating they spent more than 10 hours per week on each activity</i>	Crockett 2011	All HS 2011
Inre 36 48 31 ett 211		

Figure 2. Indicate the Average Number of Hours Per Week That You Worked During Your Senior Year. (Item 16b)



Note. Changes to this question preclude accurate comparisons to prior years.

Figure 3. Thinking Back on Your Years in High School, How Many Hours per Week Did You
Typic Tc 0 Yin(H)-3(c)1(e)-3(r 1(y)d(S)-3(c)t)23 y H13(n)1(g)-322 Hiung M-3(r s4(e)-33()18(rs)3(h)1(o)-6(H

Table 9b. Mark the Answer That Best Indicates How You Feel (Item 18)

	Crockett					All HS				
	Never	Not a lot	Sometimes	Always	Don't know	Never	Not a lot	Sometimes	Always	Don't know
I can do even the hardest schoolwork if I try	2.8%	5.3%	43.6%	47.2%	1.1%	2.7%	5.6%	42.4%	47.9%	1.5%
I enjoy doing my schoolwork	10.4%	20.8%	55.6%	12.9%	0.4%	11.2%	28.6%	50.6%	9.0%	0.5%
I feel/felt well prepared for TAKS	3.6%	5.4%	28.6%	61.8%	0.7%	2.9%	6.2%	23.5%	65.4%	2.0%
I try hard to do my best work	3.2%	6.1%	36.1%	54.3%	0.4%	2.3%	6.9%	43.6%	46.6%	0.6%
I feel successful in my schoolwork	2.9%	5.7%	50.7%	40.7%	0.0%	2.3%	8.0%	54.6%	34.3%	0.9%
I can reach the goals I set for myself	2.8%	2.1%	32.9%	61.5%	0.7%	1.6%	3.6%	37.4%	56.1%	1.3%
My homework helps me learn things I need to know	6.4%	16.0%	40.2%	35.9%	1.4%	6.4%	17.1%	47.4%	27.8%	1.3%
I know how I'm doing in school	2.5%	3.2%	31.7%	62.6%	0.0%	2.0%	5.6%	28.7%	62.6%	1.1%
My schoolwork makes me think about things in new ways	8.5%	17.7%	40.4%	32.3%	1.1%	8.3%	22.0%	46.9%	21.3%	1.4%
I have fun learning in my classes	5.3%	11.7%	57.2%	25.8%	0.0%	5.7%	18.2%	58.1%	17.3%	0.7%
My teachers connect what I am learning to my life outside of the classroom	6.8%	20.3%	44.8%	27.8%	0.4%	9.2%	25.5%	46.9%	16.8%	1.5%
I like to come to school	8.8%	10.2%	50.2%	30.0%	0.7%	10.3%	16.8%	49.8%	21.9%	1.1%

INSTRUCTION AND TECHNOLOGY

Table 10a. How Well Did Your High School Help You to Actively Develop Knowledge and Skills in the Following Areas? (Item 19)

<i>Percentage who responded Somewhat well or Very well*</i>	Crockett			All HS
	2009	2010	2011	2011
Creative thinking				

Figure 4. Which of the Following Describes Your Computer and Internet Access at Home?
(Item 21)

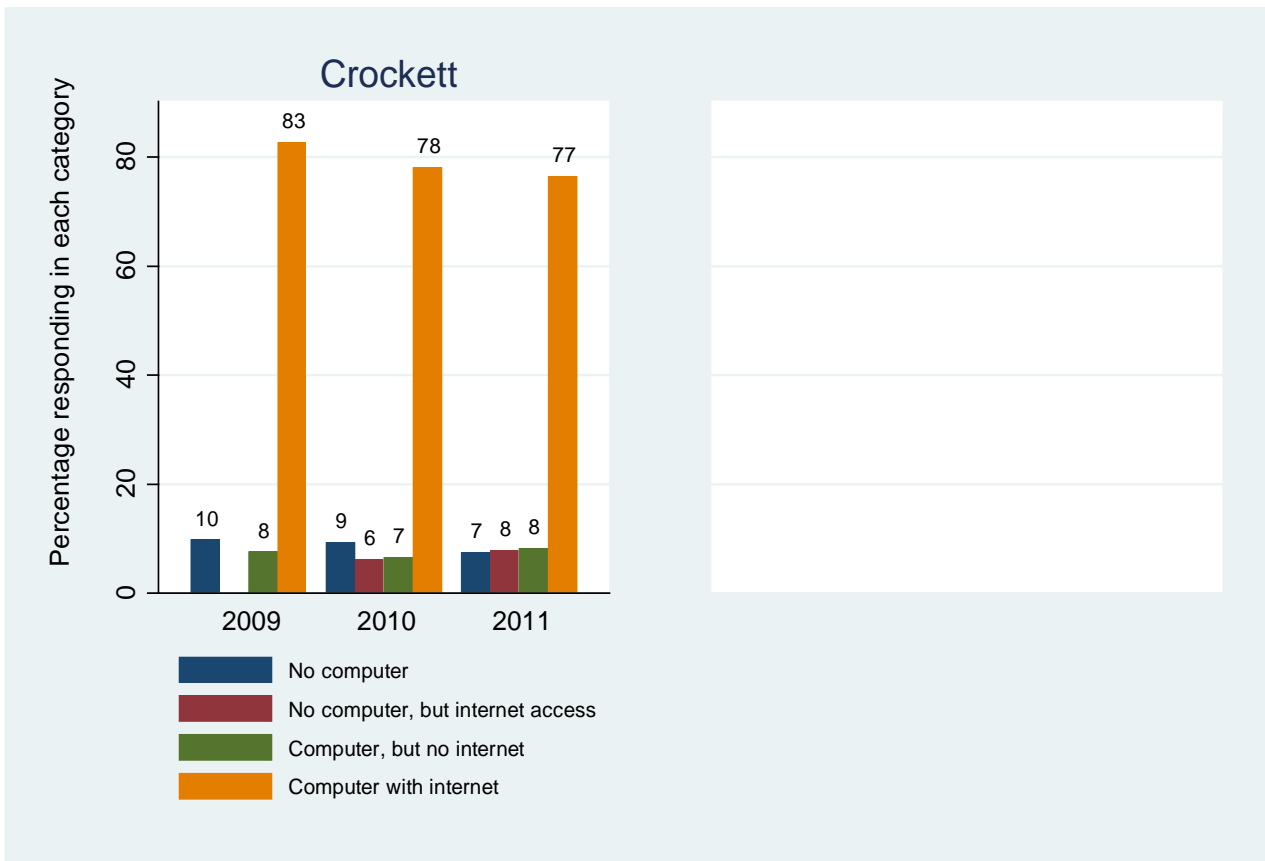


Table 12b. How Frequently Do You Use a Computer or Other Internet-Capable Devices (For Example, a Mobile Phone, iTouch, or iPad)? (Item 22)

	Crockett	All HS
Never	Less than <input type="text"/>	

Table 13a. Indicate How Much You Agree With Each of the Following Statements About
Technology Use at School: (Item 23)

Table 14a. How Frequently Do You Log onto Naviance / Family Connection for the Following Activities? (Item 25)

<i>Percentage who responded Once a week or more*</i>	Crockett	
--	----------	--

POSTSECONDARY PREPARATION AND ADVISING

Table 15. At What Time in Your Life Did You Start Thinking about College as a Possibility After High School? (Item 27)

	Crockett			All HS
	2009	2010	2011	2011
As long ago as I can remember	27.1%	27.7%	29.4%	36.9%

1




Table 19a. Have You Applied to the Following Types of Postsecondary Institutions? (Items 31, 32, and 33)

	Crockett		All HS	
	2010	2011	2010	2011
Have you applied to a 2-year college	57.0%	60.4%	57.2%	61.7%
Have you applied to a 4-year college?	68.7%	70.3%	69.1%	71.5%
Have you applied to a business/technical/vocational school?	16.2%	15.9%	14.5%	12.2%

Table 19b. To How Many Postsecondary Institutions Have You *Applied*? (Items 31, 32, and 33)

	Crockett	All HS

Figure 6. To How Many Postsecondary Institutions Have You *Applied*? (Items 31, 32, and 33)

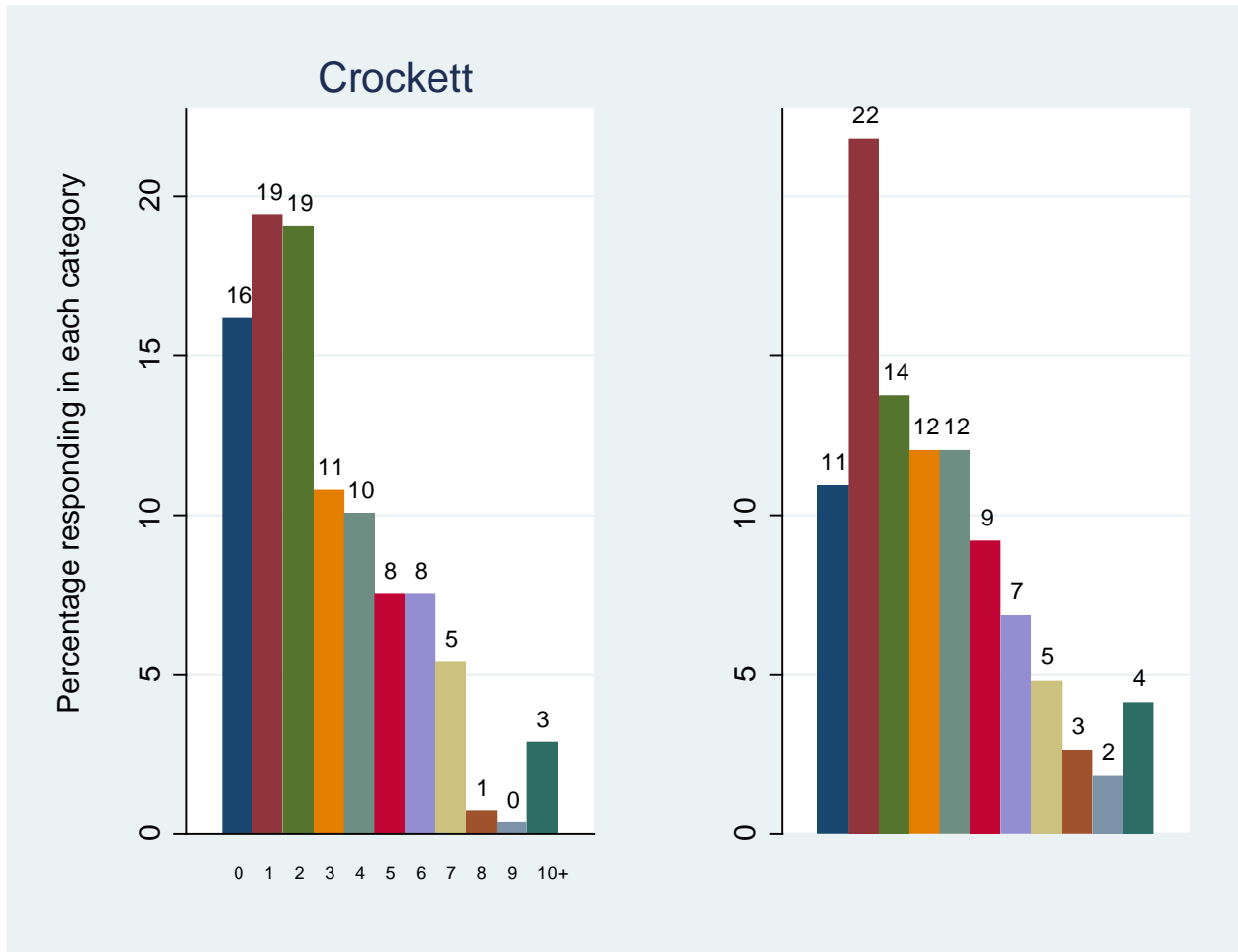


Figure 7. To How Many Postsecondary Institutions Have You *Been Accepted?* (Items 34, 35, and 36)

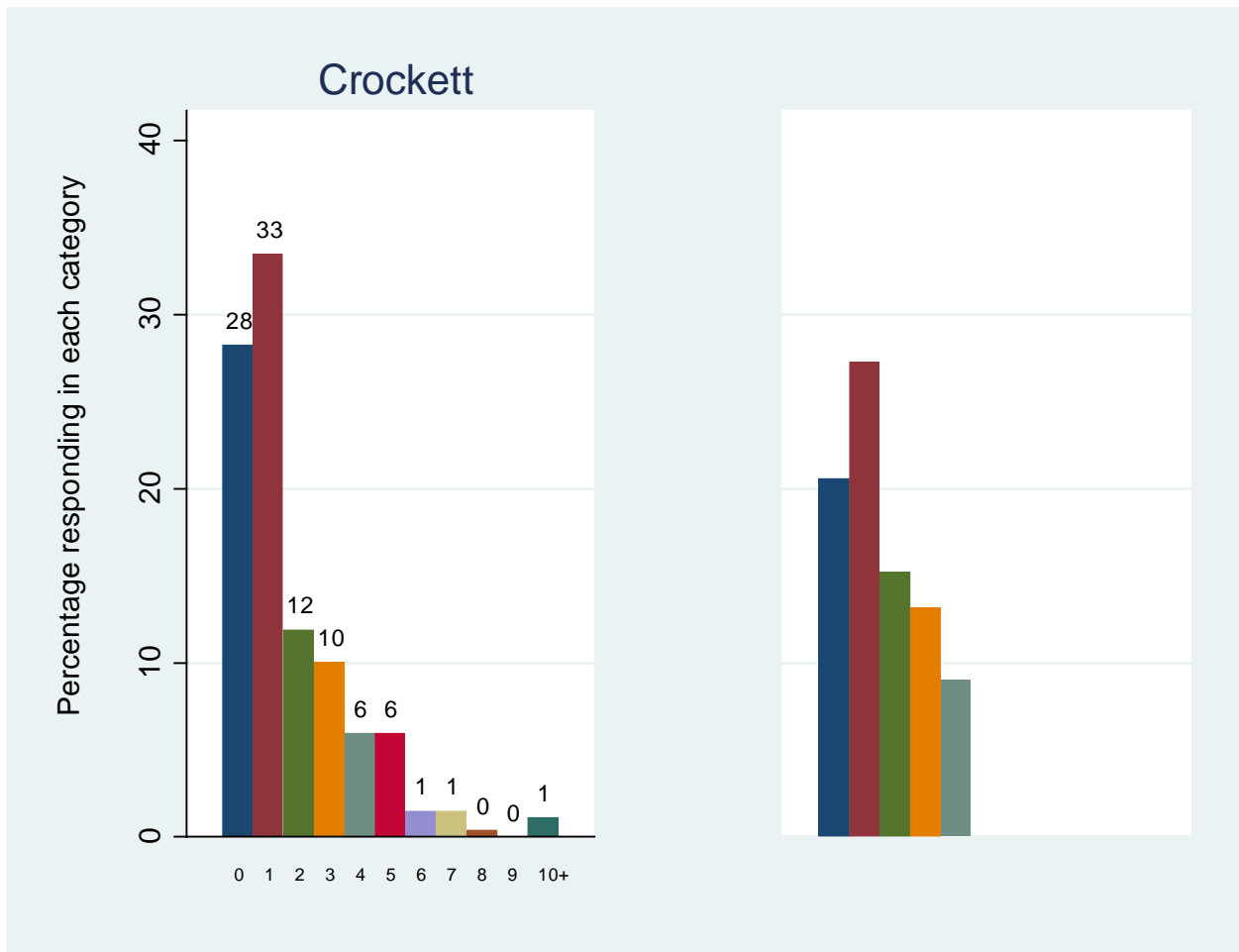


Table 21. Indicate Whether the Following People Helped You With Any of the Activities Listed Below. (Item 37)

Crockett				All HS			
Advisory	College and Career Center Advisor	School counselor	Teacher	Advisory	College and ET/CS1	cs	0.882 0.871 0.788 scn569.16 469.44

Table 23. If You Participated in Any of The Programs from Item 38, Indicate Whether the Programs Helped You With Any of the Activities Listed Below. (Item 39)



Table 24. Which of the Following Did a Family Member Do to Help You Prepare for Life After High School Graduation? (Item 40)

	Crockett 2011	All HS 2011
Talked to you about career and/or college options		

f6<)-31(f6

Table 25. Indicate If You Know At Least One Teacher Who Would Do The Following. (Item 41)

ADDITIONAL RESULTS

Figure 8a. What Is the *One* Thing That Was Most Important to Keeping You Going Through School All the Way to Graduation? (Item 47, Crockett)

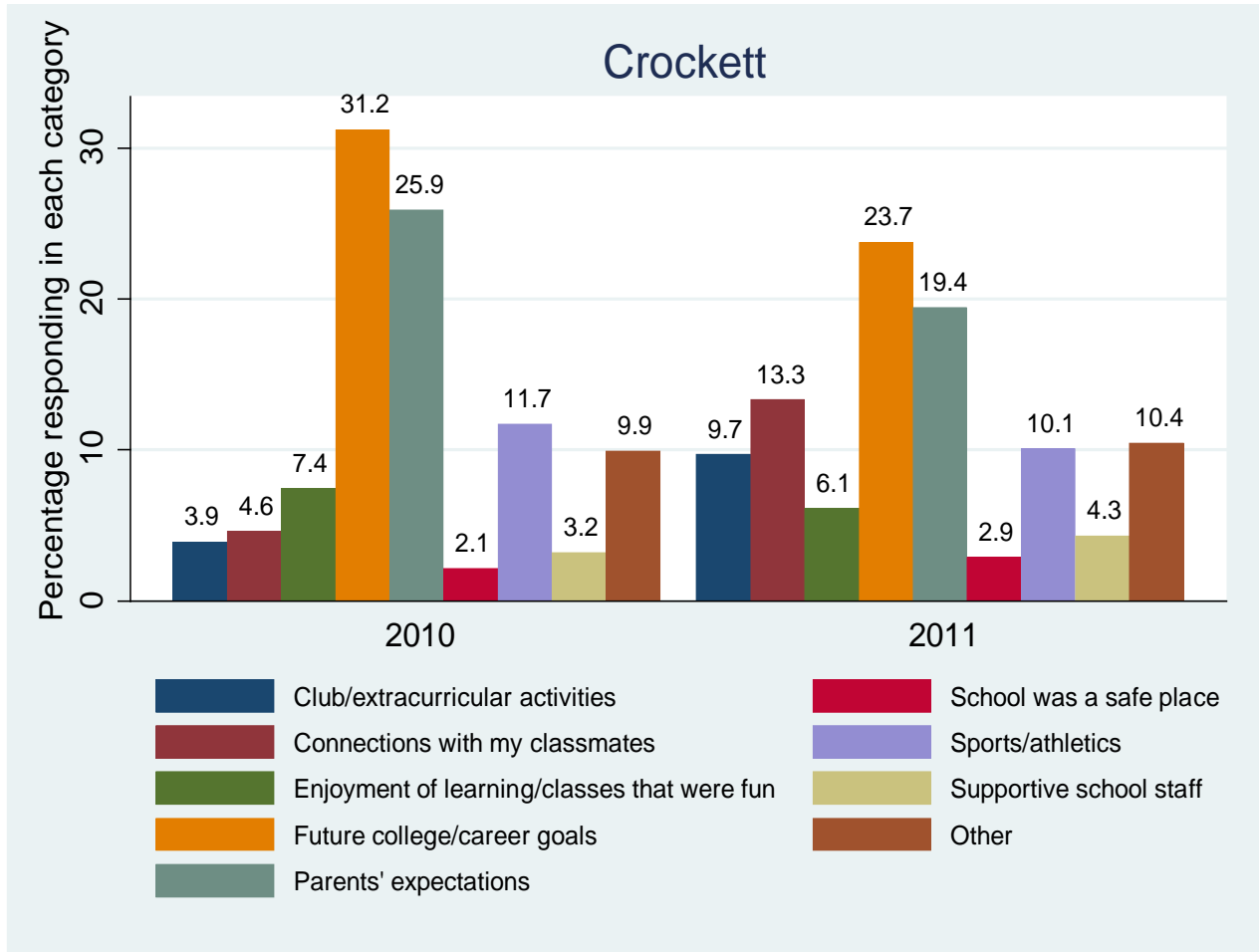


Figure 8b. What Is the *One* Thing That Was Most Important to Keeping You Going Through School All the Way to Graduation? (Item 47, All High Schools)

