

How many parents responded to the survey in 2004-2005 and 2005-2006, and how does this compare to the number of students in the population each year?

	Campus	District EL	District MS	District HS
	383			
	940			
	<b>40.7%</b>			
	434			
	959			
	<b>45.3%</b>			

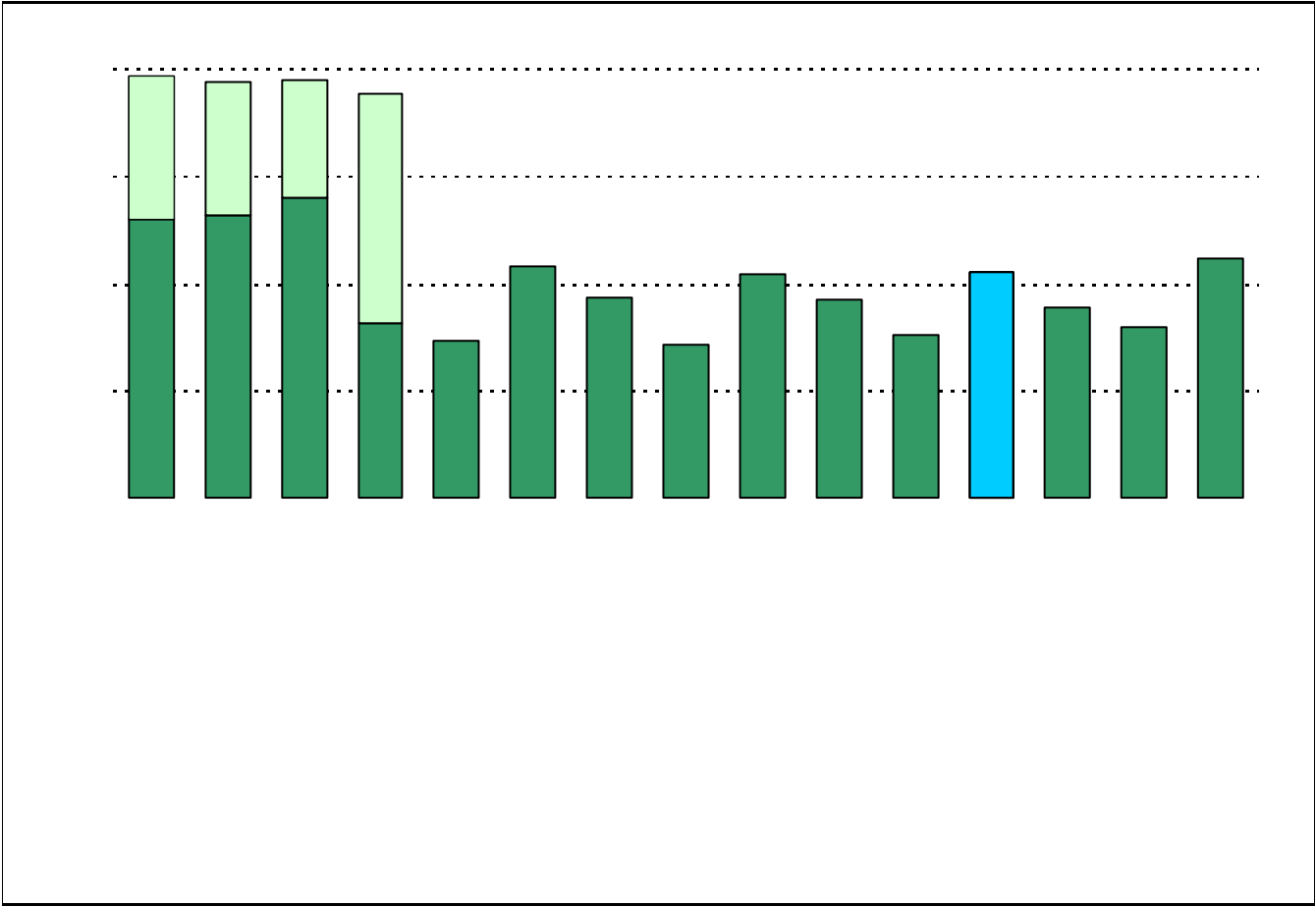
<b>Asian</b>	
<b>Hispanic</b>	

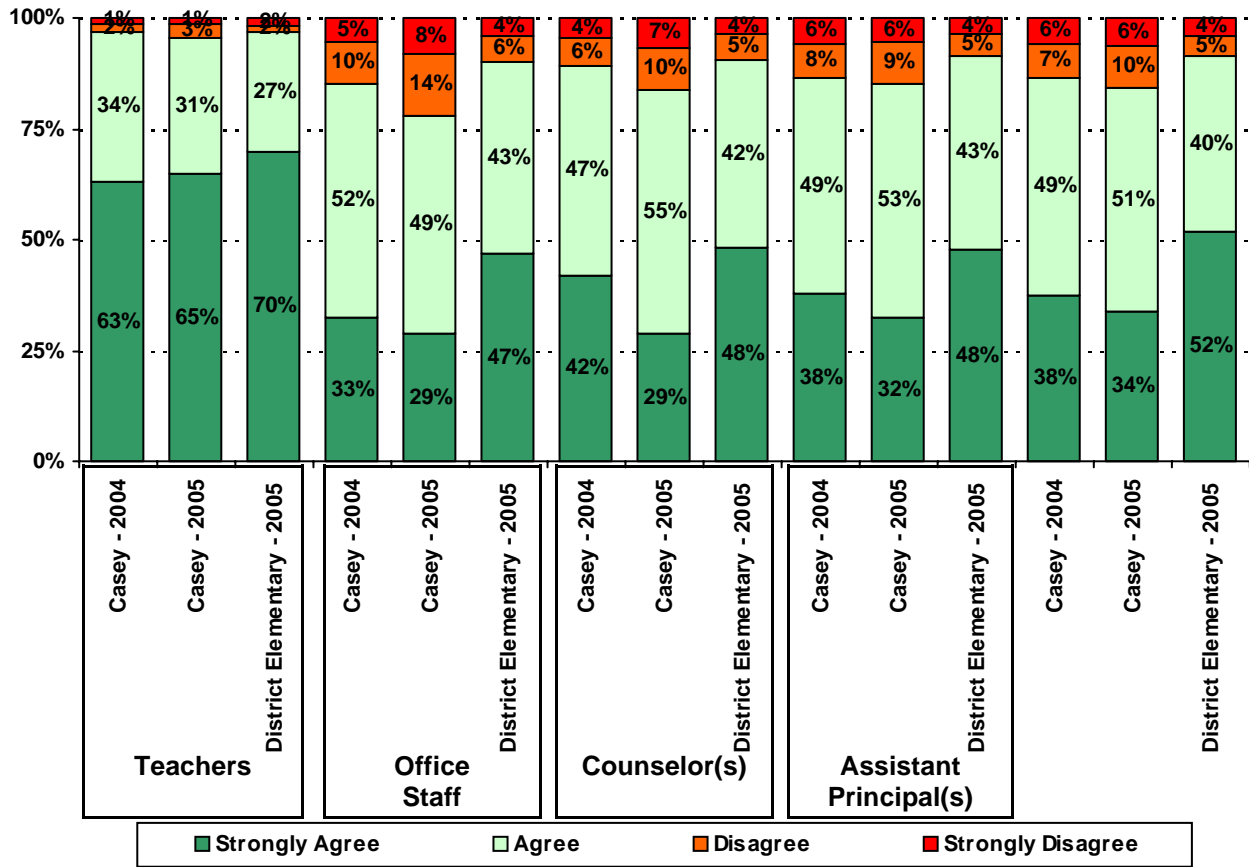
3.3%


60.3%

<b>Grade</b>	<b>% of Students, as Reported by Campus Parent Respondents</b>	<b>% of Students in Campus Population</b>
<b>EC</b>	0.0%	
<b>PK</b>	0.0%	
<b>K</b>	1.2%	
<b>1st</b>	15.8%	
<b>2nd</b>	17.1%	
<b>3rd</b>	28.3%	
<b>4th</b>	19.6%	

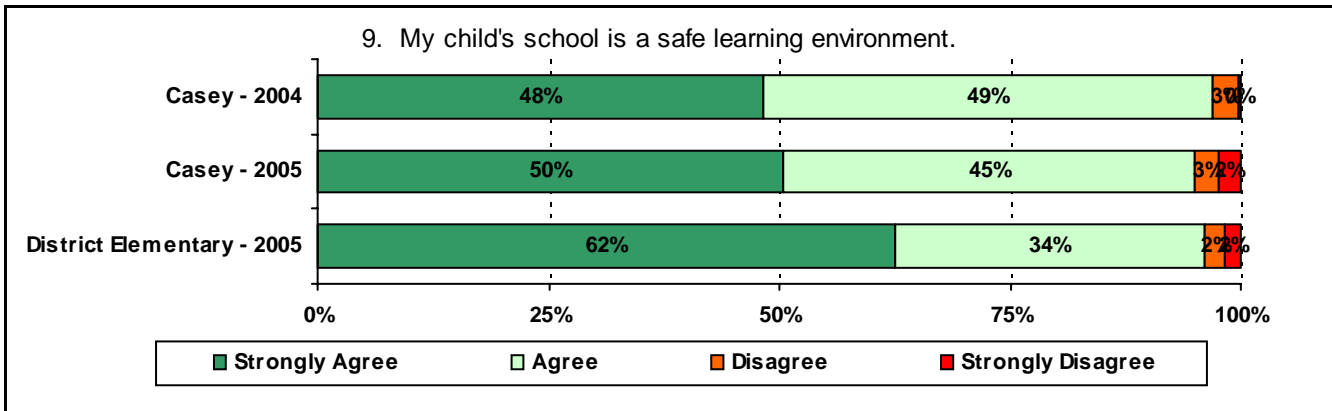
**USING THE RESULTS OF THE AISD PARENT SURVEY**







\* The "Other" category was added to the survey in 2005.

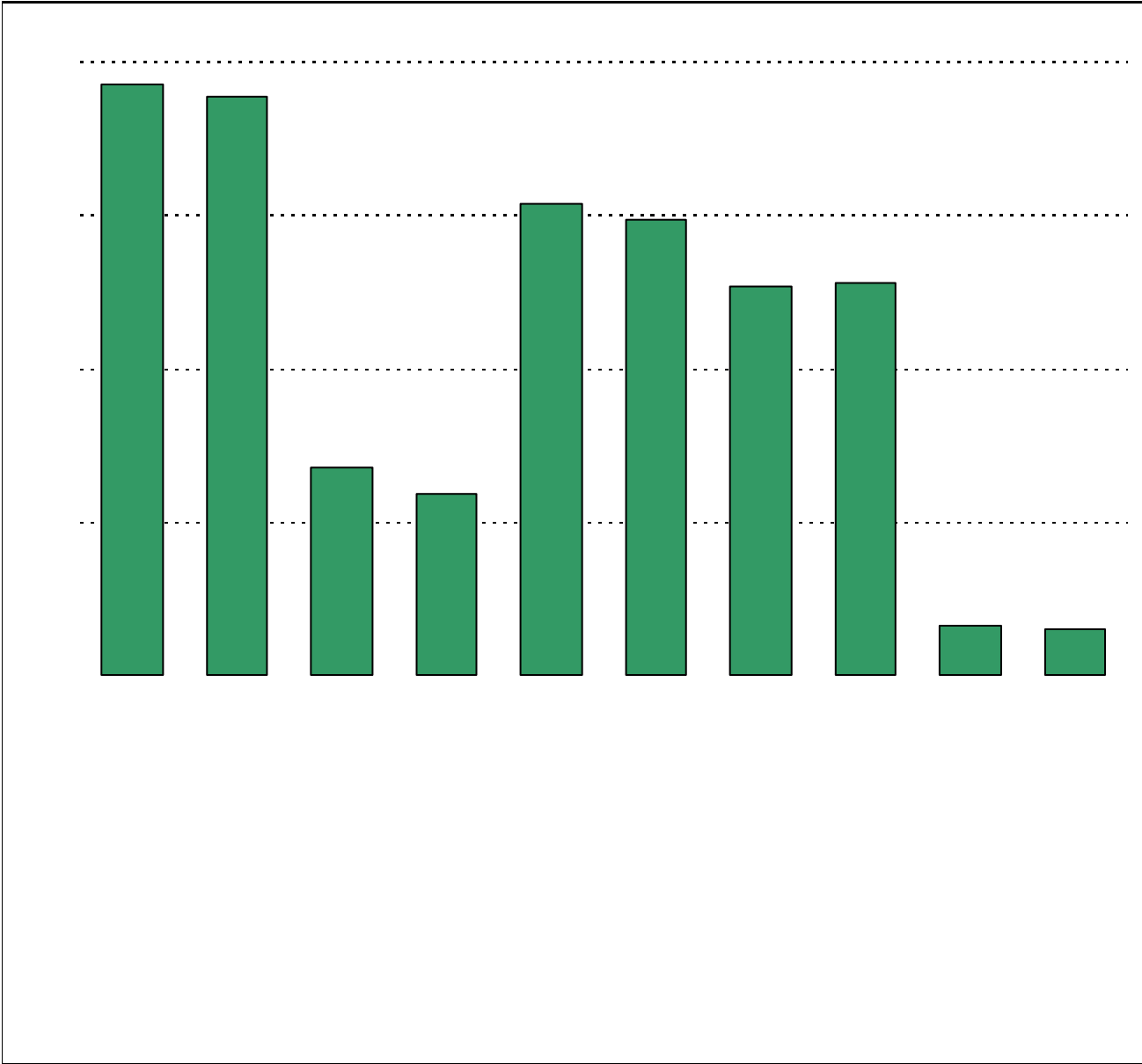


.....



**Required**





## Item Response Details

Number of Casey Elementary School Parent Responses, by Response Option

		Strongly Agree	Agree	Disagree	Strongly Disagree	Don't Know/NA
<b>4a.</b>	<b>n = 426</b>	153	171	7	9	86
<b>4b.</b>	<b>n = 411</b>	145	160	17	10	110
<b>4c.</b>	<b>n = 412</b>	99		16	12	133
<b>4d.</b>	<b>n = 416</b>	125	179	21	16	75
<b>4e.</b>	<b>n = 427</b>	274	129	10	4	10
<b>5a.</b>	<b>n = 414</b>	128	164	18	13	91
<b>5b.</b>	<b>n = 411</b>	114	160	17	10	110
<b>5c.</b>	<b>n = 412</b>	99	152	16	12	133
<b>5d.</b>	<b>n = 416</b>	125	179	21	16	75
<b>5e.</b>	<b>n = 427</b>	274	129	10	4	10
<b>6a.</b>	<b>n = 407</b>	99	149	28	18	113
<b>6b.</b>	<b>n = 410</b>	93	151	27	16	123
<b>6c.</b>	<b>n = 406</b>	77	147	26	18	138
<b>6d.</b>	<b>n = 404</b>	85	145	41	24	109
<b>6e.</b>	<b>n = 426</b>	270	128	12	6	10
<b>7a.</b>	<b>n = 407</b>	105	145	14	16	127
<b>7b.</b>	<b>n = 409</b>	96	145	19	14	135
<b>7c.</b>	<b>n = 408</b>	85	144	13	16	150
<b>7d.</b>	<b>n = 404</b>	79	134	18	21	152
<b>7e.</b>	<b>n = 424</b>	233	157	5	6	23
<b>8a.</b>	<b>n = 412</b>	158	150	6	9	89
<b>8b.</b>	<b>n = 409</b>	153	158	3	8	87
<b>8c.</b>	<b>n = 410</b>	148	147	4	5	106
<b>8d.</b>	<b>n = 407</b>	155	156	8	13	75
<b>8e.</b>	<b>n = 423</b>	235	158	9	4	17

Number of Casey Elementary School Parent Responses, by Response Option  
(Continued)

		Strongly Agree	Agree	Disagree	Strongly Disagree	Don't Know/NA
<b>11a.</b>	<b>n = 417</b>	180	187	13	5	32
<b>11b.</b>	<b>n = 417</b>	189	199	14	5	10
<b>11c.</b>	<b>n = 414</b>	173	212	8	6	15
<b>11d.</b>	<b>n = 415</b>	178	207	10	7	13
<b>11e.</b>	<b>n = 415</b>	174	203	18	5	15
<b>11f.</b>	<b>n = 414</b>	194	199	10	3	8
<b>11g.</b>	<b>n = 411</b>	168	193	18	8	24
<b>11h.</b>	<b>n = 412</b>	153	184	24	19	32
<b>11i.</b>	<b>n = 402</b>	156	164	10	8	64
<b>12a.</b>	<b>n = 412</b>	87	134	41	17	133
<b>12b.</b>	<b>n = 405</b>	80	124	40	17	144
<b>12c.</b>	<b>n = 404</b>	95	138	49	27	95
<b>12d.</b>	<b>n = 412</b>	94	142	60	26	81
<b>12e.</b>	<b>n = 409</b>	157	197	22	9	24
<b>12f.</b>	<b>n = 406</b>	105	155	53	23	70
<b>13a.</b>	<b>n = 419</b>	241	166	3	4	5
<b>13b.</b>	<b>n = 406</b>	161	134	38	16	57
<b>13c.</b>	<b>n = 405</b>	167	148	31	7	52
<b>13d.</b>	<b>n = 409</b>	146	145	25	12	81
<b>13e.</b>	<b>n = 411</b>	229	161	7	5	9
<b>14.</b>	<b>n = 417</b>	<i>Item 14 did not use the "Strongly Agree" response option.</i>				