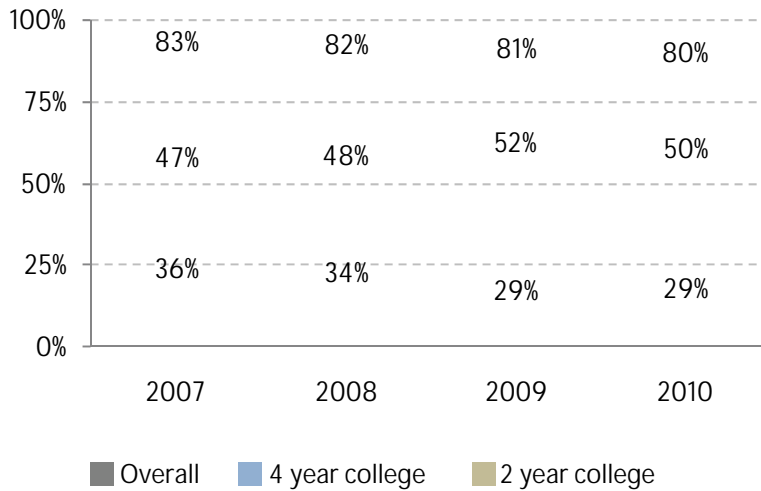


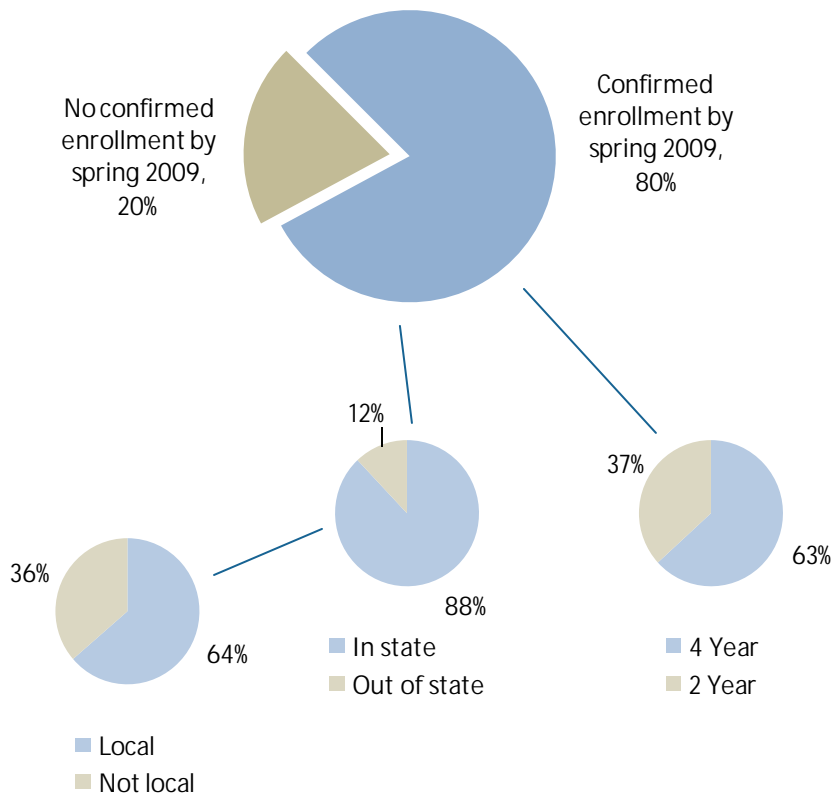
Postsecondary Enrollment for 2010

This report speaks to goal 3, measurable outcome 8 of the district's Strategic Plan (see page 6).

Historical Perspective. Overall postsecondary enrollment increased slowly over time until 2010. The drop in enrollment this year follows a national trend (see sidebar for more information). 4 year enrollment fell by about 2 percentage points; 2 year enrollment did not change.



2010 Graduates. The majority of 2010 graduates were enrolled in a postsecondary institution by spring 2011. Of those enrolled, most were at in state institutions; more than 60% were at 4 year institutions. Fifty six per cent of all enrollees attended a local university.



[Strategic Plan](#) (see page 6).

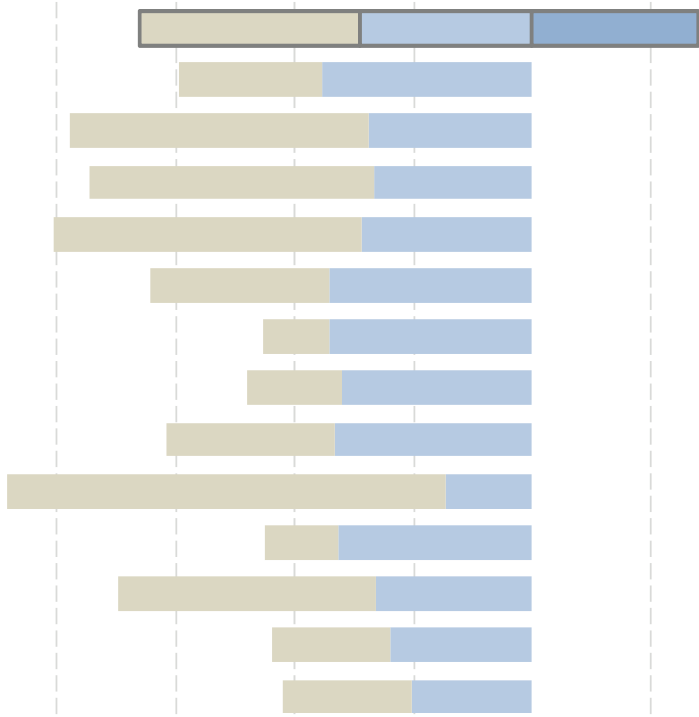
Understanding the Data. This report presents outcomes based on [National Student Clearinghouse](#) (NSC) data, which covers 93% of nationwide enrollment. Data from NSC were linked to the 2010 graduate records submitted to the Texas Education Agency's (TEA) Public Education Information Management System (PEIMS) ($N = 599$).

Historical Perspective. This graph includes enrollment records for the fall and spring following graduation. Enrollment for fall was 77%. The enrollment rate increased by 3 percentage points from fall to spring.

Two reasons might explain the drop in enrollment from 2009. The [Pew Research Center](#) found families were reluctant to borrow money for college because of low confidence in postsecondary education. In addition, [USA Today](#) reported colleges and universities have imposed enrollment caps in response to state budget cuts, despite an increase in applicants.

2010 Graduates. Students who were not confirmed as enrolled either were not enrolled at all or were enrolled in a postsecondary institution that does not provide data to NSC.

An institution was considered "local" if it was within 60 miles of the center of the City of Austin.





2010 District Postsecondary Outcomes

2010 District Postsecondary Outcomes

About the Department of Research and Evaluation. The Department of Research and Evaluation (DRE) was established in 1972 to support program decision and strategic planning in the district. The department is housed in the Office of Accountability and is charged with evaluating federal, state, and locally funded programs in AISD. DRE staff integrate best and innovative evaluation practices with educational and institutional knowledge. DRE staff work with program staff throughout the district to design and conduct formative and summative program evaluations. DRE's methods for evaluating programs vary depending on the research question, program design, and reporting requirements. The evaluations report objectively about program implementation and outcomes, and serve to inform program staff, decision makers, and planners in the district. [DRE reports can be accessed online.](#)

About

