

# 2022-23 Texas Academic Performance Report (TAPR)

District Name: AUSTIN ISD

Campus Name: AUSTIN ST HOSPITAL



Campus Number: 227901250

This page is intentionally blank.



Texas Education Agency  
2022-23 STAAR Performance (TAPR)  
AUSTIN ST HOSPITAL (227901250) - AUSTIN ISD - TRAVIS COUNTY

	School Year	State	District	Campus	African American	Hispanic	White	American Indian	Asian	Pacific Islander	Two or More Races	Special Ed (Current)	Special Ed (Former)	Continuously Enrolled	Non-Continuously Enrolled	Econ Disadv	
--	-------------	-------	----------	--------	------------------	----------	-------	-----------------	-------	------------------	-------------------	----------------------	---------------------	-----------------------	---------------------------	-------------	--





Texas Education Agency  
2022-23 STAAR Performance (TAPR)  
AUSTIN ST HOSPITAL (227901250) - AUSTIN ISD - TRAVIS COUNTY


School Year	State	District	Campus	African American	Hispanic	White	American Indian	Asian	Pacific Islander										
-------------	-------	----------	--------	------------------	----------	-------	-----------------	-------	------------------	--	--	--	--	--	--	--	--	--	--















Texas Education Agency  
2022-23 Attendance, Graduation, and Dropout Rates (TAPR)  
AUSTIN ST HOSPITAL (227901250) - AUSTIN ISD - TRAVIS COUNTY

There is no data for this campus.

Texas Education Agency  
 2022-23 Graduation Profile (TAPR)  
 AUSTIN ST HOSPITAL (227901250) - AUSTIN ISD - TRAVIS COUNTY

	Campus Count	Campus Percent	District Count	State Count
Graduatesf(2021-22 Annual Graduates)				
Total Graduates	-	-	4,605	368,686



There is no data for this campus.

Texas Education Agency  
2022-23 CCMR-Related Indicators (TAPR)  
AUSTIN ST HOSPITAL (227901250) - AUSTIN ISD - TRAVIS COUNTY

There is no data for this campus.

Texas Education Agency  
2022-23 Other Postsecondary Indicators (TAPR)  
AUSTIN ST HOSPITAL (227901250) - AUSTIN ISD - TRAVIS COUNTY

There is no data for this campus.





Texas Education Agency  
 2022-23 Student Information (TAPR)  
 AUSTIN ST HOSPITAL (227901250) - AUSTIN ISD - TRAVIS COUNTY

Student Information	Membership				Enrollment			
	Campus		District	State	Campus		District	State
	Count	Percent			Count	Percent		
Students w/ Dyslexia	0	0.0%	6.9%	5.5%	0	0.0%	6.9%	5.5%
Foster Care	0	0.0%	0.1%	0.2%	0	0.0%	0.1%	0.2%
Homeless	0	0.0%	0.9%	1.3%	0	0.0%	0.9%	1.3%
Immigrant	0	0.0%	6.1%	2.2%	0	0.0%	6.1%	2.2%
Migrant	0	0.0%	0.0%	0.3%	0	0.0%	0.0%	0.3%
Title I	0	0.0%	48.5%	64.6%	0	0.0%		





Texas Education Agency  
 2022-23 Staff Information (TAPR)  
 AUSTIN ST HOSPITAL (227901250) - AUSTIN ISD - TRAVIS COUNTY

Staff Information	----- Campus -----		District	State
	Count/Average	Percent		
Total Staff	8.0	100.0%	100.0%	100.0%
Professional Staff:	7.0	87.5%	61.5%	64.1%
Teachers	6.0	75.0%	48.3%	48.7%
Professional Support	0.0	0.0%	9.4%	10.9%
Campus Administration (School Leadership)	1.0	12.5%	3.3%	3.3%
Educational Aides:	1.0	12.5%	11.3%	11.3%
Librarians and Counselors (Headcount):				
Full-time Librarians	0.0	n/a	76.0	4,258.0
Part-time Librarians	0.0	n/a	26.0	646.0
Full-time Counselors	0.0	n/a	184.0	

-----

-----

-----

-----

-----

Texas Education Agency  
2022-23 Staff Information (TAPR)  
AUSTIN ST HOSPITAL (227901250) - AUSTIN ISD - TRAVIS COUNTY

Staff Information	----- Campus -----		District	State
	Count/Average	Percent		
Number of Students per Teacher	1.8	n/a	16.5	14.8

Staff Information	Campus	District	State
Experience of Campus Leadership:			
Average Years Experience of Principals	0.0	5.4	6.1
Average Years Experience of Principals with District	0.0	5.1	5.3
Average Years Experience of Assistant Principals	4.0	5.0	5.2
Average Years Experience of Assistant Principals with District	4.0	4.4	4.4
Average Years Experience of Teachers:			
Average Years Experience of Teachers	15.7	10.8	11.0
Average Years Experience of Teachers with District:	10.5	8.4	6.9
Average Teacher Salary by Years of Experience (regular duties only):			
Beginning Teachers	-	\$52,804	\$53,300
1-5 Years Experience	\$54,623	\$55,611	\$56,516
6-10 Years Experience	\$56,514	\$58,286	\$59,732
11-20 Years Experience	\$58,079	\$59,544	\$63,389
21-30 Years Experience	\$60,690	\$63,581	\$67,876
Over 30 Years Experience	\$72,058	\$72,794	\$72,560
Average Actual Salaries (regular duties only):			
Teachers	\$59,431	\$58,510	\$60,717
Professional Support	-	\$75,879	\$72,022
Campus Administration (School Leadership)	\$81,291	\$90,917	\$85,167
Instructional Staff Percent:			
	n/a	61.6%	65.1%
Contracted Instructional Staff (not incl. above):			
	0.0	0.0	2,105.4

Program Information	----- Campus -----		District	State
	Count	Percent		
Teachers by Program (population served):				
Bilingual/ESL Education	0.0	0.0%	21.1%	5.9%
Career and Technical Education	0.0	0.0%	4.3%	5.4%
Compensatory Education	0.0	0.0%	0.2%	3.2%
Gifted and Talented Education	0.0	0.0%	0.0%	1.7%
Regular Education	4.6	77.1%	54.6%	70.6%
Special Education	1.4	22.9%	10.4%	9.7%
Other	0.0	0.0%	9.5%	3.5%

