

# 2022-23 Texas Academic Performance Report (TAPR)

District Name: AUSTIN ISD

Campus Name: BEAR CREEK EL


Campus Number: 227901195

This page is intentionally blank.







Texas Education Agency  
 2022-23 STAAR Performance (TAPR)  
 BEAR CREEK EL (227901195) - AUSTIN ISD - TRAVIS COUNTY

		School Year	State	District	Campus	African American	Hispanic	White	American Indian	Asian	Pacific Islander	Two or More Races	Special Ed (Current)	Special Ed (Former)	Continuously Enrolled	Non-Continuously Enrolled	Econ Disadv	EB & EL (Current & Monitored)
At Approaches or Above	Grade Level or Above	2023	81%	81%	97%	-	90%	98%	*	100%	-							







1 J 1 j []0 d 0 J 0 j 135.79 436.63.32 re.07 348.04 B\* []0 d 1 and 9ather 5.79 436.63.32 re

Texas Education Agency  
2022-23 Progress (TAPR)  
BEAR CREEK EL (227901195) - AUSTIN ISD - TRAVIS COUNTY

School Year	State	District	Campus	African American	Hispanic	White	American Indian	Asian	Pacific Islander	Two							
-------------	-------	----------	--------	------------------	----------	-------	-----------------	-------	------------------	-----	--	--	--	--	--	--	--

Texas Education Agency  
2022-23 Bilingual Education/English as a Second Language (Current EB Students/EL) (TAPR)  
BEAR CREEK EL (227901195) - AUSTIN ISD - TRAVIS COUNTY


	School Year	State	District	Campus	Total Bilingual Education	BE-Trans Early Exit	BE-Trans Late Exit	BE-Dual Two-Way	BE-Dual One-Way	ALP Bilingual (Exception)	Total ESL	ESL								



Texas Education Agency  
 2022-23 Bilingual Education/English as a Second Language (Current EB Students/EL) (TAPR)  
 BEAR CREEK EL (227901195) - AUSTIN ISD - TRAVIS COUNTY

	School Year	State	District	Campus	Total Bilingual Education	BE-Trans Early Exit	BE-Trans Late Exit	BE-Dual Two-Way	BE-Dual One-Way	ALP Bilingual (Exception)	Total ESL	ESL Content-Based	ESL Pull-Out	ALP ESL (Waiver)	EB/EL with Parental Denial	Never EB/EL	Total EB/EL (Current)	Monitored & Former EB/EL
All Grades ELA/Reading	2023	35%	28%	64%	-	-	-	-	-	-	*	*	-	-	-	43%	*	*
All Grades Mathematics	2023	40%	34%	54%	-	-	-	-	-	-	*	*	-	-	-	50%	*	*








Texas Education Agency  
 2022-23 Attendance, Graduation, and Dropout Rates (TAPR)  
 BEAR CREEK EL (227901195) - AUSTIN ISD - TRAVIS COUNTY

State	District	Campus	African American	Hispanic	White	Indigenous	American Indian	Asian	Pacific Islander	Two or More Races	566.78	542.88	34.7	0.28





**Texas Education Agency**  
**2022-23 Attendance, Graduation, and Dropout Rates (TAPR)**  
 BEAR CREEK EL (227901195) - AUSTIN ISD - TRAVIS COUNTY

	State	District	Campus	African American	Hispanic	White	American Indian	Asian	Pacific Islander	Two or More Races	Special Ed	Econ Disadv	EB/EL
Class of 2022	84.3%	90.8%	-	-	-	-	-	-	-	-	-	-	-
Class of 2021	81.9%	89.7%	-	-	-	-	-	-	-	-	-	-	-
RHSP/DAP/FHSP-E/FHSP-DLA Graduates (Longitudinal Rate)													
Class of 2022	88.0%	92.2%	-	-	-	-	-	-	-	-	-	-	-
Class of 2021	85.7%	92.0%	-	-	-	-	-	-	-	-	-	-	-
RHSP/DAP Graduates (Annual Rate)													
2021-22	23.6%	*	-	-	-	-	-	-	-	-	-	-	-
2020-21	43.8%	0.0%	-	-	-	-	-	-	-	-	-	-	-
FHSP-E Graduates													

Texas Education Agency  
 2022-23 Graduation Profile (TAPR)  
 BEAR CREEK EL (227901195) - AUSTIN ISD - TRAVIS COUNTY

	Campus Count	Campus Percent	District Count	State Count
Graduatesf(2021-22 Annual Graduates)				
Total Graduates	-	-	4,605	368,686

Graduates)





There is no data for this campus.






Texas Education Agency  
2022-23 Student Information (TAPR)  
BEAR CREEK EL (227901195) - AUSTIN ISD - TRAVIS COUNTY

Student Information	Membership				Enrollment			
	Campus		District	State	Campus		District	State
	Count	Percent			Count	Percent		
Students w/ Dyslexia	36	6.0%	6.9%	5.5%	36	6.0%	6.9%	5.5%
Foster Care	0	0.0%	0.1%	0.2%	0	0.0%	0.1%	0.2%
Homeless	0	0.0%	0.9%	1.3%	0	0.0%	0.9%	1.3%
Immigrant	6	1.0%	6.1%	2.2%	6	1.0%	6.1%	2.2%
Migrant	0	0.0%	0.0%	0.3%	0	0.0%	0.0%	0.3%
Title I	0	0.0%	48.5%	64.6%	0	0.0%	48.4%	64.6%
Military Connected	3	0.5%	0.2%	3.6%	3	0.5%	0.2%	3.6%
At-Risk	129	21.5%	46.9%	53.3%	129	21.4%	46.8%	53.3%
Students by Instructional Program:								
Bilingual/ESL Education	124	20.6%	34.2%	23.2%	124	20.6%	34.1%	23.2%
Career and Technical Education	0	0.0%	25.8%	26.5%	0	0.0%	25.8%	26.5%
Career and Technical Education (9-12 grades only)	0	0.0%	62.0%	72.3%	0	-	61.8%	72.2%
Gifted and Talented Education	72	12.0%	12.9%	8.2%	72	11.9%	12.9%	8.2%
Special Education	63	10.5%	13.8%	12.6%	65	10.8%	13.9%	12.7%
Students with Disabilities by Type of Primary Disability:								
Total Students with Disabilities	63							
By Type of Primary Disability								
Students with Intellectual Disabilities	22	34.9%	49.3%	44.1%				
Students with Physical Disabilities	19	30.2%	18.9%	20.0%				
Students with Autism	10	15.9%	13.7%	15.5%				
Students with Behavioral Disabilities	12	19.0%	17.2%	18.8%				
Students with Non-Categorical Early Childhood	0	0.0%	1.0%	1.6%				
Mobility (2021-22):								
Total Mobile Students	28	6.3%	17.9%	16.8%				



--	--	--	--

--	--	--	--

--	--	--	--



--	--	--	--

--	--	--	--

Texas Education Agency  
 2022-23 Staff Information (TAPR)  
 BEAR CREEK EL (227901195) - AUSTIN ISD - TRAVIS COUNTY

Staff Information	----- Campus -----		District	State
	Count/Average	Percent		
Number of Students per Teacher	18.5	n/a	16.5	14.8

Staff Information	Campus	District	State
Experience of Campus Leadership:			
Average Years Experience of Principals	5.0	5.4	6.1
Average Years Experience of Principals with District	5.0	5.1	5.3
Average Years Experience of Assistant Principals	10.5	5.0	5.2
Average Years Experience of Assistant Principals with District	4.0	4.4	4.4
Average Years Experience of Teachers:			
	10.6	10.8	





Texas Education Agency  
2022-23 Staff Information (TAPR)  
BEAR CREEK EL (227901195) - AUSTIN ISD - TRAVIS COUNTY

- Indicates there is no data for the item.
- \* Indicates results are masked due to small numbers.
- \*\* When only one student disability or assessment group is masked, then the second smallest student disability or assessment group is masked regardless of size.
- n/a Indicates data reporting is not applicable for this group.
- ? Indicates that the data for this item were statistically improbable or were reported outside a reasonable range.

Link to: [PEIMS Financial Standard Reports 2021-22 Financial Actual Report](#)

(To open link in a new window, press the "Ctrl" key and click on the link.)