



2022-23 Texas Academic Performance Report (TAPR)

District Name: AUSTIN ISD

This page is intentionally blank.



Texas Education Agency
 2022-23 STAAR Performance (TAPR)
 OVERTON EL (227901189) - AUSTIN ISD - TRAVIS COUNTY

| | School Year | State | District | Campus | African American | Hispanic | White | American Indian | Asian | Pacific Islander | Two or More Races | Special Ed (Current) | Special Ed (Former) | Continuously Enrolled | Non-Continuously Enrolled | Econ Disadv | EB & EL (Current & Monitored) |
|-------------------------------|-------------|-------|----------|--------|------------------|----------|-------|-----------------|-------|------------------|-------------------|----------------------|---------------------|-----------------------|---------------------------|-------------|-------------------------------|
| At Meets Grade Level or Above | 2023 | 53% | 56% | 25% | 21% | 26% | * | * | - | - | - | 13% | * | 23% | 32% | 25% | 26% |
| | 2022 | 53% | 57% | 36% | 45% | 34% | * | * | - | - | - | 21% | * | 35% | 41% | 35% | 34% |
| At Masters Grade Level | 2023 | 20% | 27% | 7% | 4% | 8% | * | * | - | - | - | 3% | * | 7% | 7% | 7% | 7% |
| | 2022 | 25% | 31% | 13% | 17% | 12% | * | * | - | - | - | 13% | * | | | | |

Texas Education Agency
2022-23 STAAR Performance (TAPR)
OVERTON EL (227901189) - AUSTIN ISD - TRAVIS COUNTY

| School Year | State | District | Campus | African American | Hispanic | White | American Indian | Asian | Pacific Islander | Other | English Learners | Students with Disabilities | Gifted/Talented | At-Risk | Other |
|-------------|-------|----------|--------|------------------|----------|-------|-----------------|-------|------------------|-------|------------------|----------------------------|-----------------|---------|-------|
|-------------|-------|----------|--------|------------------|----------|-------|-----------------|-------|------------------|-------|------------------|----------------------------|-----------------|---------|-------|

Texas Education Agency
 2022-23 Progress (TAPR)
 OVERTON EL (227901189) - AUSTIN ISD - TRAVIS COUNTY

| | District | Campus | African American | Hispanic | White | American Indian | Asian | Pacific Islander | Two or More Races | Special Ed (Current) | Special Ed (Former) | Chronically Ill | Econ Disadv | EB/EL (Current & Monitored) |
|--|----------|--------|------------------|----------|-------|-----------------|-------|------------------|-------------------|----------------------|---------------------|-----------------|-------------|-----------------------------|
| School Progress - Annual Growth by Grade and Subject | | | | | | | | | | | | | | |
| Grade 4 ELA/Reading | | 35% | 25% | 33% | * | * | - | - | - | 26% | * | 39% | 35% | 38% |
| Grade 4 Mathematics | | 45% | 25% | 47% | * | * | - | - | - | 37% | * | 49% | 45% | 44% |
| Grade 5 ELA/Reading | | 41% | 50% | 52% | * | - | - | - | - | 44% | * | 49% | 50% | 58% |
| Grade 5 Mathematics | | 27% | 77% | 69% | * | - | - | - | - | 85% | * | 49% | 69% | 61% |
| All Grades Both Subjects | 2022 | 66% | 58% | 51% | * | * | - | - | - | 57% | * | 58% | 50% | 50% |
| All Grades ELA/Reading | 2023 | 66% | 43% | * | * | - | - | - | - | 57% | * | 63% | 43% | 48% |
| All Grades Mathematics | 2023 | 66% | 66% | 66% | 66% | 66% | 66% | 66% | 66% | 66% | 66% | 69% | 57% | 52% |
| Grade 4 ELA/Reading | 2023 | 21% | 19% | 19% | 19% | 19% | 19% | 19% | 19% | 19% | 19% | 19% | 19% | 27% |
| Grade 4 Mathematics | 2023 | 27% | 26% | 26% | 26% | 26% | 26% | 26% | 26% | 26% | 26% | 26% | 26% | 28% |
| Grade 5 ELA/Reading | 2023 | 28% | 28% | 28% | 28% | 28% | 28% | 28% | 28% | 28% | 28% | 28% | 28% | 34% |
| Grade 5 Mathematics | 2023 | 35% | 35% | 35% | 35% | 35% | 35% | 35% | 35% | 35% | 35% | 35% | 35% | 38% |

Grade 4 ELA/Reading
 Grade 4 Mathematics
 Grade 5 ELA/Reading
 Grade 5 Mathematics




Texas Education Agency
2022-23 Bilingual Education/English as a Second Language (Current EB Students/EL) (TAPR)
OVERTON EL (227901189) - AUSTIN ISD - TRAVIS COUNTY


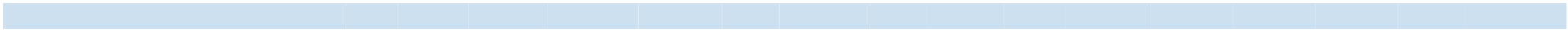

| School Year | State | District | Campus | Total Bilingual Education | BE-Trans Early Exit | BE-Trans Late Exit | BE-Dual Two-Way | BE-Dual One-Way | | | | | | | | | | | |
|-------------|-------|----------|--------|---------------------------|---------------------|--------------------|-----------------|-----------------|--|--|--|--|--|--|--|--|--|--|--|
|-------------|-------|----------|--------|---------------------------|---------------------|--------------------|-----------------|-----------------|--|--|--|--|--|--|--|--|--|--|--|

Texas Education Agency
 2022-23 Bilingual Education/English as a Second Language (Current EB Students/EL) (TAPR)
 OVERTON EL (227901189) - AUSTIN ISD - TRAVIS COUNTY

| | School Year | State | District | Campus | Total Bilingual Education | BE-Trans Early Exit | BE-Trans Late Exit | BE-Dual Two-Way | BE-Dual One-Way | ALP Bilingual (Exception) | Total ESL | ESL Content-Based | ESL Pull-Out | ALP ESL (Waiver) | EB/EL with Parental Denial | Never EB/EL | Total EB/EL (Current) | Monitored & Former EB/EL |
|------------------------|-------------|-------|----------|--------|---------------------------|---------------------|--------------------|-----------------|-----------------|---------------------------|-----------|-------------------|--------------|------------------|----------------------------|-------------|-----------------------|--------------------------|
| All Grades ELA/Reading | 2023 | 35% | 28% | 29% | 33% | - | - | 39% | 27% | - | - | - | - | - | - | 11% | 33% | - |
| All Grades Mathematics | 2023 | 40% | 34% | 32% | 20% | - | - | 29% | 0% | - | - | - | - | - | - | 50% | 20% | - |

* Indicates results are masked due to small numbers to protect student confidentiality.
 - Indicates there are no students in the group.
 Blank cell indicates there are no data available in the group.





Texas Education Agency
 2022-23 STAAR Participation (TAPR)
 OVERTON EL (227901189) - AUSTIN ISD - TRAVIS COUNTY

| | State | District | Campus | African American | Hispanic | White | American Indian | Asian | Pacific Islander | Two or More Races | Special Ed (Current) | Special Ed (Former) | Continuously Enrolled | Non-Continuously Enrolled | Econ Disadv | EB & EL (Current & Monitored) |
|--|-------|----------|--------|------------------|----------|-------|-----------------|-------|------------------|-------------------|----------------------|---------------------|-----------------------|---------------------------|-------------|-------------------------------|
| Not Included in Accountability: Other Exclusions | 1% | 1% | 3% | 0% | 4% | * | - | - | - | - | 0% | * | 0% | 17% | 4% | 4% |
| Not Tested | 2% | 4% | 0% | 0% | 0% | * | - | - | - | - | 0% | * | 0% | 0% | 0% | 0% |
| Absent | 1% | 4% | 0% | 0% | 0% | * | - | - | - | - | 0% | * | 0% | 0% | 0% | 0% |
| Other | 0% | 0% | 0% | 0% | 0% | * | - | - | - | - | 0% | * | 0% | 0% | 0% | 0% |

*

Texas Education Agency
 2022-23 Attendance, Graduation, and Dropout Rates (TAPR)
 OVERTON EL (227901189) - AUSTIN ISD - TRAVIS COUNTY

| | State | District | Campus | African American | Hispanic | White | American Indian | Asian | Pacific Islander | Two or More Races | Special Ed | Econ Disadv | EB/EL |
|--|-------|----------|--------|------------------|----------|-------|-----------------|-------|------------------|-------------------|------------|-------------|-------|
| Class of 2022 | 84.3% | 90.8% | - | - | - | - | - | - | - | - | - | - | - |
| Class of 2021 | 81.9% | 89.7% | - | - | - | - | - | - | - | - | - | - | - |
| RHSP/DAP/FHSP-E/FHSP-DLA Graduates (Longitudinal Rate) | | | | | | | | | | | | | |
| Class of 2022 | 88.0% | 92.2% | - | - | - | - | - | - | - | - | - | - | - |
| Class of 2021 | 85.7% | 92.0% | - | - | - | - | - | - | - | - | - | - | - |
| RHSP/DAP Graduates (Annual Rate) | | | | | | | | | | | | | |
| 2021-22 | 23.6% | * | - | - | - | - | - | - | - | - | - | - | - |
| 2020-21 | 43.8% | 0.0% | - | - | - | - | - | - | - | - | - | - | - |
| FHSP-E Graduates (Annual Rate) | | | | | | | | | | | | | |
| 2021-22 | 3.9% | 1.8% | - | - | - | - | - | - | - | - | - | - | - |
| 2020-21 | 3.8% | 2.7% | - | - | - | - | - | - | - | - | - | - | - |
| FHSP-DLA Graduates (Annual Rate) | | | | | | | | | | | | | |
| 2021-22 | 82.3% | 87.9% | - | - | - | - | - | - | - | - | - | - | - |
| 2020-21 | 80.4% | 87.5% | - | - | - | - | - | - | - | - | - | - | - |



There is no data for this campus.

Texas Education Agency
2022-23 CCMR-Related Indicators (TAPR)
OVERTON EL (227901189) - AUSTIN ISD - TRAVIS COUNTY

There is no data for this campus.

Texas Education Agency
2022-23 Other Postsecondary Indicators (TAPR)
OVERTON EL (227901189) - AUSTIN ISD - TRAVIS COUNTY







There is no data for this campus.

Texas Education Agency
2022-23 Student Information (TAPR)

| | | | | | | | | | | | |
|--|--|--|--|--|--|--|--|--|--|--|--|
| | | | | | | | | | | | |
| | | | | | | | | | | | |
| | | | | | | | | | | | |

Agency
Commission (TAPR)
D - TRAVIS COUNTY

| Membership | | Enrollment | | | |
|------------|-------|------------|---------|----------|-------|
| | | Campus | | | |
| District | State | Count | Percent | District | State |
| 6.9% | 5.5% | 9 | 2.1% | 6.9% | 5.5% |
| 0.1% | 0.2% | 0 | 0.0% | 0.1% | |



Texas Education Agency
 2022-23 Student Information (TAPR)
 OVERTON EL (227901189) - AUSTIN ISD - TRAVIS COUNTY

| Student Information | --Non-Special Education Rates-- | | | ---Special Education Rates--- | | |
|---------------------|---------------------------------|----------|-------|-------------------------------|----------|-------|
| | Campus | District | State | Campus | District | State |
| Retention | 0.03 | 0.09 | 0.02 | 0.05 | 0.09 | 0.03 |

etentlew 0.089.09 Tf 313.2 499.68 Td (Campus)Tj ET 0.808

Texas Education Agency
2022-23 Staff Information (TAPR)
OVERTON EL (227901189) - AUSTIN ISD - TRAVIS COUNTY

| | | | | |
|--|--|--|--|--|
| | | | | |
| | | | | |
| | | | | |

Texas Education Agency
2022-23 Staff Information (TAPR)
OVERTON EL (227901189) - AUSTIN ISD - TRAVIS COUNTY

- Indicates there is no data for the item.
- * Indicates results are masked due to small numbers.
- ** When only one student disability or assessment group is masked, then the second smallest student disability or assessment group is masked regardless of size.
- n/a Indicates data reporting is not applicable for this group.
- ? Indicates that the data for this item were statistically improbable or were reported outside a reasonable range.

Link to: [PEIMS Financial Standard Reports 2021-22 Financial Actual Report](#)

(To open link in a new window, press the "Ctrl" key and click on the link.)