

2022-23 Texas Academic Performance Report (TAPR)

District Name: AUSTIN ISD


Campus Name: CLAYTON EL

Campus Number: 227901184

This page is intentionally blank.




Texas Education Agency
 2022-23 STAAR Performance (TAPR)
 CLAYTON EL (227901184) - AUSTIN ISD - TRAVIS COUNTY

	School Year	State	District	Campus	African American	Hispanic	White	American Indian	Asian	Pacific Islander	Two or More Races	Special Ed (Current)	Special Ed (Former)	Continuously Enrolled	Non-Continuously Enrolled	Econ Disadv	EB & EL (Current & Monitored)
STAAR Performance Rates by Tested Grade, Subject, and Performance Level																	
Grade 3 Reading																	
At Approaches Grade Level or Above	2023	76%	75%	98%	*	82%	100%	*	100%	*	100%	88%	*	98%	100%	83%	*
	2022	76%	77%	96%	-	91%	98%	-	100%	-	80%	86%	*	97%	92%	100%	100%
At Meets Grade Level or Above	2023	50%	53%	89%	*	82%	90%	*	86%	*	86%	59%	*	89%	87%	50%	*
	2022	51%	56%	88%	-	73%	91%	-	100%	-	60%	79%	*	89%	85%	80%	100%
At Masters Grade Level	2023	20%	25%	50%	*	27%	45%	*	67%	*	71%	18%	*	48%	60%	17%	*
	2022	30%	38%	64%	-	50%	62%	-	81%	-	60%	29%	*	61%	85%	40%	55%
Grade 3 Mathematics																	
At Approaches Grade Level or Above	2023	73%	71%	96%	*	91%	97%	*	95%	*	100%	82%	*	97%	93%	67%	*
	2022	71%	71%	93%	-	82%	95%	-	96%	-	100%	71%	*	92%	100%	60%	100%
At Meets Grade Level or Above	2023	45%	46%	84%	*	91%	79%	*	90%	*	86%	53%	*	83%	87%	17%	*
	2022	43%	45%	73%	-	68%	65%	-	96%	-	60%	57%	*	72%	85%	20%	100%
At Masters Grade Level	2023	19%	22%	60%	*	55%	53%	*	76%	*	71%	24%	*	58%	73%	0%	*
	2022	21%	25%	50%	-	36%	44%	-	78%	-	20%	21%	*	49%	54%	0%	64%



Texas Education Agency
 2022-23 STAAR Performance (TAPR)
 CLAYTON EL (227901184) - AUSTIN ISD - TRAVIS COUNTY

	School Year	State	District	Campus	African American	Hispanic	White	American Indian	Asian	Pacific Islander	Two or More Races	Special Ed (Current)	Special Ed (Former)	Continuously Enrolled	Non-Continuously Enrolled	Econ Disadv	EB & EL (Current & Monitored)
At Approaches Grade Level or Above																	





Texas Education Agency
2022-23 STAAR Performance (TAPR)
CLAYTON EL (227901184) - AUSTIN ISD - TRAVIS COUNTY

School Year	State	District	Campus																
-------------	-------	----------	--------	--	--	--	--	--	--	--	--	--	--	--	--	--	--	--	--

Texas Education Agency
2022-23 Progress (TAPR)
CLAYTON EL (227901184) - AUSTIN ISD - TRAVIS COUNTY

School Year	State	District	Campus	African American	Hispanic	White	American Indian	Asian										
-------------	-------	----------	--------	------------------	----------	-------	-----------------	-------	--	--	--	--	--	--	--	--	--	--



Texas Education Agency
 2022-23 Bilingual Education/English as a Second Language (Current EB Students/EL) (TAPR)
 CLAYTON EL (227901184) - AUSTIN ISD - TRAVIS COUNTY

	School Year	State	District	Campus	Total Bilingual Education	BE-Trans Early Exit	BE-Trans Late Exit	BE-Dual Two-Way	BE-Dual One-Way	ALP Bilingual (Exception)	Total ESL	ESL Content-Based	ESL Pull-Out	ALP ESL (Waiver)	EB/EL with Parental Denial	Never EB/EL	Total EB/EL (Current)	Monitored & Former EB/EL
All Grades ELA/Reading	2023	35%	28%	92%	-	-	-	-	-	-	*	*	-	-	-	92%	*	-
All Grades Mathematics	2023	40%	34%	65%	-	-	-	-	-	-	*	*	-	-	-	63%	*	-

* Indicates results are masked due to small numbers to protect student confidentiality.
 - Indicates there are no students in the group.
 Blank cell indicates there are no data available in the group.


Texas Education Agency
 2022-23 STAAR Participation (TAPR)
 CLAYTON EL (227901184) - AUSTIN ISD - TRAVIS COUNTY

	State	District	Campus	African American	Hispanic	White	American Indian	Asian	Pacific Islander	Two or More Races	Special Ed (Current)	Special Ed (Former)	Continuously Enrolled	Non-Continuously Enrolled	Econ Disadv	EB & EL (Current & Monitored)
Not Included in Accountability: Other Exclusions	1%	1%	0%	*	0%	0%	-	0%	-	0%	0%	0%	0%	0%	0%	0%
Not Tested	2%	4%	0%	*	0%	0%	-	0%	-	0%	0%	0%	0%	0%	0%	0%
Absent	1%	4%	0%	*	0%	0%	-	0%	-	0%	0%	0%	0%	0%	0%	0%
Other	0%	0%	0%	*	0%	0%	-	0%	-	0%	0%	0%	0%	0%	0%	0%

* Indicates results are masked due to small numbers to protect student confidentiality.
 - Indicates there are no students in the group.



Texas Education Agency
2022-23 Graduation Profile (TAPR)
CLAYTON EL (227901184) - AUSTIN ISD - TRAVIS COUNTY



There is no data for this campus.

Texas Education Agency
2022-23 CCMR-Related Indicators (TAPR)
CLAYTON EL (227901184) - AUSTIN ISD - TRAVIS COUNTY

There is no data for this campus.

Texas Education Agency
2022-23 Other Postsecondary Indicators (TAPR)
CLAYTON EL (227901184) - AUSTIN ISD - TRAVIS COUNTY


There is no data for this campus.

Texas Education Agency
 2022-23 Student Information (TAPR)
 CLAYTON EL (227901184) - AUSTIN ISD - TRAVIS COUNTY

Student Information	Membership				Enrollment			
	Campus		District	State	Campus		District	State
	Count	Percent			Count	Percent		
Total Students	717	100.0%	73,198	5,504,150	718	100.0%	73,384	5,518,432
Students by Grade:								
Early Childhood Education	6	0.8%	0.3%	0.3%	6	0.8%	0.3%	0.5%
Pre-Kindergarten	37	5.2%	5.6%	4.4%	38	5.3%	5.7%	4.4%
Pre-Kindergarten: 3-year Old	0	0.0%	1.3%	0.7%	0	0.0%	1.4%	0.7%
Pre-Kindergarten: 4-year Old	37	5.2%	4.3%	3.7%	38	5.3%	4.4%	3.7%
Kindergarten	88	12.3%	7.2%	6.7%	88	12.3%	7.2%	6.7%
Grade 1	113	15.8%	7.7%	7.2%	113	15.7%	7.7%	7.2%
Grade 2	120	16.7%	7.8%	7.2%	120	16.7%	7.8%	7.2%
Grade 3	108	15.1%	7.4%	7.2%	108	15.0%	7.4%	7.1%
Grade 4	121	16.9%	7.3%	7.2%	121	16.9%	7.2%	7.1%
Grade 5	124	17.3%	7.2%	7.2%	124	17.3%	7.1%	7.2%
Grade 6	0	0.0%	6.8%	7.3%	0	0.0%	6.8%	7.2%
Grade 7	0	0.0%	6.7%	7.4%	0	0.0%	6.7%	7.4%
Grade 8	0	0.0%	7.0%	7.7%	0	0.0%	6.9%	7.7%
Grade 9	0	0.0%	7.9%	8.7%	0	0.0%	7.9%	8.7%
Grade 10	0	0.0%	7.8%	7.9%	0	0.0%	7.8%	7.9%
Grade 11	0	0.0%	6.9%	7.0%	0	0.0%	6.9%	7.0%
Grade 12	0	0.0%	6.5%	6.6%	0	0.0%		

Texas Education Agency
 2022-23 Student Information (TAPR)
 CLAYTON EL (227901184) - AUSTIN ISD - TRAVIS COUNTY

Student Information	Membership				Enrollment			
	Campus		District	State	Campus		District	State
	Count	Percent			Count	Percent		
Students w/ Dyslexia	40	5.6%	6.9%	5.5%	40	5.6%	6.9%	5.5%
Foster Care	0	0.0%	0.1%	0.2%	0	0.0%	0.1%	0.2%
Homeless	0	0.0%	0.9%	1.3%	0	0.0%	0.9%	1.3%
Immigrant	17	2.4%	6.1%	2.2%	17	2.4%	6.1%	2.2%
Migrant	0	0.0%	0.0%	0.3%	0	0.0%	0.0%	0.3%
Title I	0	0.0%	48.5%	64.6%	0	0.0%	48.4%	64.6%
Military Connected	0	0.0%	0.2%	3.6%	0	0.0%	0.2%	3.6%
At-Risk	101	14.1%	46.9%	53.3%	101	14.1%	46.8%	53.3%
Students by Instructional Program:								
Bilingual/ESL Education	59	8.2%	34.2%	23.2%	59	8.2%	34.1%	23.2%
Career and Technical Education	0	0.0%	25.8%	26.5%	0	0.0%		





Texas Education Agency
2022-23 Staff Information (TAPR)
CLAYTON EL (227901184) - AUSTIN ISD - TRAVIS COUNTY

Staff Information	----- Campus -----		District	State
	Count/Average	Percent		
Number of Students per Teacher	15.4	n/a	16.5	14.8

Staff Information	Campus	District	State
Experience of Campus Leadership:			
Average Years Experience of Principals	1.0	5.4	6.1
Average Years Experience of Principals with District	1.0	5.1	5.3
Average Years Experience of Assistant Principals	8.0	5.0	5.2
Average Years Experience of Assistant Principals with District	8.0	4.4	4.4
Average Years Experience of Teachers:			
Average Years Experience of Teachers	13.7	10.8	11.0
Average Years Experience of Teachers with District:	11.0	8.4	6.9
Average Teacher Salary by Years of Experience (regular duties only):			
Beginning Teachers	\$52,191	\$52,804	\$53,300
1-5 Years Experience	\$55,436	\$55,611	\$56,516
6-10 Years Experience	\$57,544	\$58,286	\$59,732
11-20 Years Experience	\$58,916	\$59,544	\$63,389
21-30 Years Experience	\$62,253	\$63,581	\$67,876
Over 30 Years Experience	\$70,900	\$72,794	\$72,560
Average Actual Salaries (regular duties only):			
Teachers	\$59,282	\$58,510	\$60,717
Professional Support	\$58,752	\$75,879	\$72,022
Campus Administration (School Leadership)	\$83,724	\$90,917	\$85,167
Instructional Staff Percent:			
	n/a	61.6%	65.1%
Contracted Instructional Staff (not incl. above):			
	0.0	0.0	2,105.4

Program Information	---- Campus ----		District	State
	Count	Percent		
Teachers by Program (population served):				
Bilingual/ESL Education	1.0	2.2%	21.1%	5.9%
Career and Technical Education	0.0	0.0%	4.3%	5.4%
Compensatory Education	0.0	0.0%	0.2%	3.2%
Gifted and Talented Education	0.0	0.0%	0.0%	1.7%
Regular Education	38.7	83.2%	54.6%	70.6%
Special Education	6.8	14.7%	10.4%	9.7%
Other	0.0	0.0%	9.5%	3.5%

Texas Education Agency
2022-23 Staff Information (TAPR)
CLAYTON EL (227901184) - AUSTIN ISD - TRAVIS COUNTY

- Indicates there is no data for the item.
- * Indicates results are masked due to small numbers.
- ** When only one student disability or assessment group is masked, then the second smallest student disability or assessment group is masked regardless of size.
- n/a Indicates data reporting is not applicable for this group.
- ? Indicates that the data for this item were statistically improbable or were reported outside a reasonable range.

Link to: [PEIMS Financial Standard Reports 2021-22 Financial Actual Report](#)

(To open link in a new window, press the "Ctrl" key and click on the link.)