

2022-23 Texas Academic Performance Report (TAPR)

District Name: AUSTIN ISD

Campus Name: BARANOFF EL

Campus Number: 227901182

This page is intentionally blank.


Texas Education Agency
2022-23 STAAR Performance (TAPR)
BARANOFF EL (227901182) - AUSTIN ISD - TRAVIS COUNTY

School Year	State	District	Campus	African American	Hispanic	White	American Indian	Asian	Pacific Islander	Two or More Races	Special Ed (Current)	Special Ed (Former)	Continuously Enrolled	Non-
-------------	-------	----------	--------	------------------	----------	-------	-----------------	-------	------------------	-------------------	----------------------	---------------------	-----------------------	------



Texas Education Agency
2022-23 STAAR Performance (TAPR)
BARANOFF EL (227901182) - AUSTIN ISD - TRAVIS COUNTY

			District	Campus	African American	Hispanic	White	American Indian	Asian	Pacific Islander	Two										
--	--	--	----------	--------	------------------	----------	-------	-----------------	-------	------------------	-----	--	--	--	--	--	--	--	--	--	--






All	School Year	State	District	Campus	Total Bilingual Education	EB-Trans State Exit	BE-Dual Two-Way	BE-Dual One-Way	ALP Bilingual (Exception)	Total ESL	ESL Content-Based	ALP ESL (Waiver)	EB with Parental Denial	Monitored & Unsuccessful EB/EL
STAAR Performance Rate by Subject and Performance Level														
All Grade Levels	2023	76%	74%	89%	-	-	-	-	-	-	-	-	-	-
At Approaches Grade Level or Above														


Total 88.0 E220.12 450.86 0.28 21.31 re B20.0 j 0.0 j ET 00 0.000 rg 0.000 0.000 0.000 e B12.31 re B0 0.000 d.2.31 re B1 j BT /TT4 8.09 Tf 1.5 grade Level or Total






Texas Education Agency
2022-23 STAAR Participation (TAPR)
BARANOFF EL (227901182) - AUSTIN ISD - TRAVIS COUNTY

	State	District	Campus	African American	Hispanic	White	American Indian	Asian	Pacific Islander	Two or More Races						



Texas Education Agency
2022-23 Attendance, Graduation, and Dropout Rates (TAPR)
 BARANOFF EL (227901182) - AUSTIN ISD - TRAVIS COUNTY

	State	District	Campus	African American	Hispanic	White	American Indian	Asian	Pacific Islander	Two or More Races	Special Ed	Econ Disadv	EB/EL
Class of 2022	84.3%	90.8%	-	-	-	-	-	-	-	-	-	-	-
Class of 2021	81.9%	89.7%	-	-	-	-	-	-	-	-	-	-	-
RHSP/DAP/FHSP-E/FHSP-DLA Graduates (Longitudinal Rate)													
Class of 2022	88.0%	92.2%	-	-	-	-	-	-	-	-	-	-	-



Texas Education Agency
2022-23 CCMR-Related Indicators (TAPR)
BARANOFF EL (227901182) - AUSTIN ISD - TRAVIS COUNTY


There is no data for this campus.

Texas Education Agency
2022-23 Other Postsecondary Indicators (TAPR)
BARANOFF EL (227901182) - AUSTIN ISD - TRAVIS COUNTY

There is no data for this campus.

Texas Education Agency
2022-23 Student Information (TAPR)
 BARANOFF EL (227901182) - AUSTIN ISD - TRAVIS COUNTY

Student Information	Membership				Enrollment			
	Campus		District	State	Campus		District	State
	Count	Percent			Count	Percent		
Students w/ Dyslexia	73	8.7%	6.9%	5.5%	73	8.6%	6.9%	5.5%
Foster Care	1	0.1%	0.1%	0.2%	1	0.1%	0.1%	0.2%
Homeless	1	0.1%	0.9%	1.3%	1	0.1%	0.9%	1.3%
Immigrant	11	1.3%	6.1%	2.2%	11	1.3%	6.1%	2.2%
Migrant	0	0.0%	0.0%	0.3%	0	0.0%	0.0%	0.3%
Title I	1	0.1%	48.5%	64.6%	1	0.1%	48.4%	64.6%
Military Connected	5	0.6%	0.2%	3.6%	5	0.6%	0.2%	3.6%
At-Risk	129	15.3%	46.9%	53.3%	129	15.2%	46.8%	53.3%
Students by Instructional Program:								
Bilingual/ESL Education	53	6.3%	34.2%	23.2%	53	6.2%	34.1%	23.2%
Career and Technical Education	0	0.0%	25.8%	26.5%	0	0.0%	25.8%	26.5%
Career and Technical Education (9-12 grades only)	0	0.0%						





Texas Education Agency
 2022-23 Staff Information (TAPR)
 BARANOFF EL (227901182) - AUSTIN ISD - TRAVIS COUNTY

Staff Information	----- Campus -----
Count/Aver	388.982T 0.808 0.855 388.982T 0.808 0.855 0.894 RG 0.14 w [0 d 1 J 142.2]0406 990485T56 .58 516.96 188.92 0.14 re B* [0 d 1 J 142.2]0454j030485T56 .58 516.96 188.92 0.14

