

# 2022-23 Texas Academic Performance Report (TAPR)

District Name: AUSTIN ISD

Campus Name: KIKER EL

Campus Number: 227901180

This page is intentionally blank.










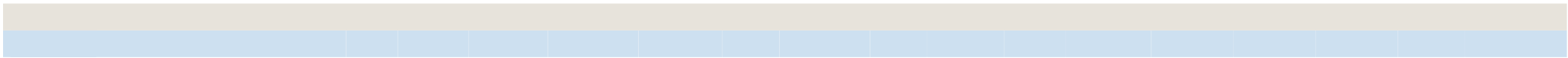
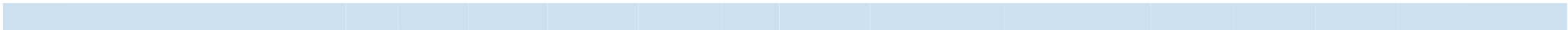
















Texas Education Agency  
 2022-23 Attendance, Graduation, and Dropout Rates (TAPR)  
 KIKER EL (227901180) - AUSTIN ISD - TRAVIS COUNTY

	State	District	Campus	African American	Hispanic	White	American Indian	Asian	Pacific Islander	Two or More Races	Special Ed	Econ Disadv	EB/EL
Attendance Rate													
2021-22	92.2%	90.6%	94.8%	95.1%	94.3%	94.9%	* 94.7%	-	95.6%	94.6%	93.6%	94.2%	
2020-21	95.0%	95.2%	99.5%	99.3%	99.5%	99.4%	* 99.8%	-	99.5%	99.2%	99.3%	99.6%	
Chronic Absenteeism													
2021-22	25.7%	29.8%	10.4%	16.7%	13.4%	9.1%	* 15.4%	-	6.8%	14.6%	17.9%	12.5%	
2020-21	15.0%	14.9%	0.4%	0.0%	0.0%	0.7%	* 0.0%	-	0.0%	0.0%	0.0%	0.0%	
Annual Dropout Rate (Gr 7-8)													
2021-22	0.7%	1.0%	-	-	-	-	-	-	-	-	-	-	
2020-21	0.9%	1.0%	-	-	-	-	-	-	-	-	-	-	
Annual Dropout Rate (Gr 9-12)													
2021-22	2.2%	1.7%	-	-	-	-	-	-	-	-	-	-	
2020-21	2.4%	1.2%	-	-	-	-	-	-	-	-	-	-	
4-Year Longitudinal Rate (Gr 9-12)													
Class of 2022													
Graduated	89.7%	95.6%	-	-	-	-	-	-	-	-	-	-	
Received TxCHSE	0.3%	0.2%	-	-	-	-	-	-	-	-	-	-	





Texas Education Agency  
 2022-23 Graduation Profile (TAPR)  
 KIKER EL (227901180) - AUSTIN ISD - TRAVIS COUNTY

	Campus Count	Campus Percent	District Count	State Count
Graduatesf(2021-22 Annual Graduates)				
Total Graduates	-	-	4,605	368,686
By Ethnicity:				
African American	-	-	306	45,227
Hispanic	-	-	2,336	191,125
White				





There is no data for this campus.



There is no data for this campus.

Texas Education Agency  
2022-23 Other Postsecondary Indicators (TAPR)  
KIKER EL (227901180) - AUSTIN ISD - TRAVIS COUNTY

There is no data for this campus.

Texas Education Agency  
2022-23 Student Information (TAPR)  
KIKER EL (227901180) - AUSTIN ISD - TRAVIS COUNTY

Student Information	Membership				Enrollment			
	Campus				Campus			





Texas Education Agency  
 2022-23 Student Information (TAPR)  
 KIKER EL (227901180) - AUSTIN ISD - TRAVIS COUNTY

Student Information	--Non-Special Education Rates--			---Special Education Rates---		
	Campus	District	State	Campus	District	State
Retention Rates by Grade:						
Kindergarten	2.2%	0.7%	1.5%	0.0%	2.4%	4.5%
Grade 1	0.0%	1.0%	2.5%	0.0%	1.4%	3.6%
Grade 2	0.0%	1.0%	1.6%	0.0%	2.1%	2.0%
Grade 3	0.0%	0.3%	0.8%	0.0%	0.7%	0.9%
Grade 4	0.0%	0.2%	0.5%	0.0%	0.3%	0.5%
Grade 5	0.0%	0.1%	0.3%	0.0%	0.4%	0.4%
Grade 6	-	0.2%	0.3%	-	0.7%	0.4%
Grade 7	-	0.2%	0.4%	-	0.0%	0.5%
Grade 8	-	0.1%	0.4%	-	0.7%	0.5%
Grade 9	-	3.0%	8.7%	-	5.3%	12.6%

Class Size Averages by Grade and Subject  
 (Derived from teacher responsibility records):

Class Size Information	Campus	District	State
Elementary:			
Kindergarten	24.0	18.6	18.7
Grade 1	20.8	18.7	19.1
Grade 2	22.3	18.4	19.1
Grade 3	24.2	18.0	19.3
Grade 4	25.3	18.5	19.4
Grade 5	29.3	21.2	20.8
Grade 6	-	20.3	19.2
Secondary:			
English/Language Arts	-	17.1	16.2
Foreign Languages	-	20.0	18.8
Mathematics	-	18.5	17.5
Science	-	20.5	18.5
Social Studies	-	20.4	18.9

Texas Education Agency  
 2022-23 Staff Information (TAPR)  
 KIKER EL (227901180) - AUSTIN ISD - TRAVIS COUNTY

Staff Information	----- Campus -----		District	State
	Count/Average	Percent		
Total Staff	58.0	100.0%	100.0%	100.0%
Professional Staff:	46.0	79.3%	61.5%	64.1%
Teachers	41.0	70.7%	48.3%	48.7%
Professional Support	3.0	5.2%	9.4%	10.9%
Campus Administration (School Leadership)	2.0	3.4%	3.3%	3.3%
Educational Aides:	12.0	20.7%	11.3%	11.3%
Librarians and Counselors (Headcount):				
Full-time Librarians	1.0	n/a	76.0	4,258.0
Part-time Librarians	0.0	n/a	26.0	646.0
Full-time Counselors	2.0	n/a	184.0	13,815.0
Part-time Counselors	0.0	n/a	7.0	1,240.0
Total Minority Staff:	18.0	31.0%	60.0%	53.2%
Teachers by Ethnicity:				
African American	1.0	2.4%	6.1%	11.8%
Hispanic	8.0	19.5%	34.9%	29.6%
White	30.0	73.2%	53.7%	54.9%
American Indian	0.0	0.0%	0.2%	0.3%
Asian	1.0	2.4%	3.4%	2.0%
Pacific Islander	0.0	0.0%	0.0%	0.1%
Two or More Races	1.0	2.4%	1.7%	1.2%
Teachers by Sex:				
Males	4.0	9.8%	27.5%	24.4%
Females	37.0	90.2%	72.5%	75.6%
Teachers by Highest Degree Held:				
No Degree	0.0	0.0%	1.6%	2.0%
Bachelors	26.0	63.4%	69.9%	72.2%
Masters				

Texas Education Agency  
2022-23 Staff Information (TAPR)  
KIKER EL (227901180) - AUSTIN ISD - TRAVIS COUNTY

Staff Information	----- Campus -----		District	State
	Count/Average	Percent		
Number of Students per Teacher	19.2	n/a	16.5	14.8

Staff Information	Campus	District	State
Experience of Campus Leadership:			
Average Years Experience of Principals	3.0	5.4	6.1
Average Years Experience of Principals with District	3.0	5.1	5.3
Average Years Experience of Assistant Principals	5.0	5.0	5.2
Average Years Experience of Assistant Principals with District	5.0	4.4	4.4
Average Years Experience of Teachers:			
Average Years Experience of Teachers	12.0	10.8	11.0
Average Years Experience of Teachers with District:	10.1	8.4	6.9
Average Teacher Salary by Years of Experience (regular duties only):			
Beginning Teachers	\$53,636	\$52,804	\$53,300
1-5 Years Experience	\$54,965	\$55,611	\$56,516
6-10 Years Experience	\$57,698	\$58,286	\$59,732
11-20 Years Experience	\$58,795	\$59,544	\$63,389
21-30 Years Experience	\$63,866	\$63,581	\$67,876
Over 30 Years Experience	\$73,599	\$72,794	\$72,560
Average Actual Salaries (regular duties only):			
Teachers	\$58,409	\$58,510	\$60,717
Professional Support	\$57,445	\$75,879	\$72,022
Campus Administration (School Leadership)	\$92,392	\$90,917	\$85,167
Instructional Staff Percent:			
	n/a	61.6%	65.1%
Contracted Instructional Staff (not incl. above):			
	0.0	0.0	2,105.4

Program Information	---- Campus ----		District	State
	Count	Percent		
Teachers by Program (population served):				
Bilingual/ESL Education	0.0	0.0%	21.1%	5.9%
Career and Technical Education	0.0	0.0%	4.3%	5.4%
Compensatory Education	4.0	9.8%	0.2%	3.2%
Gifted and Talented Education	0.0	0.0%	0.0%	1.7%
Regular Education	34.0	82.9%	54.6%	70.6%
Special Education	3.0	7.3%	10.4%	9.7%
Other	0.0	0.0%	9.5%	3.5%



Texas Education Agency  
2022-23 Staff Information (TAPR)  
KIKER EL (227901180) - AUSTIN ISD - TRAVIS COUNTY

- Indicates there is no data for the item.
- \* Indicates results are masked due to small numbers.
- \*\* When only one student disability or assessment group is masked, then the second smallest student disability or assessment group is masked regardless of size.
- n/a Indicates data reporting is not applicable for this group.
- ? Indicates that the data for this item were statistically improbable or were reported outside a reasonable range.

Link to: [PEIMS Financial Standard Reports 2021-22 Financial Actual Report](#)

(To open link in a new window, press the "Ctrl" key and click on the link.)