

2022-23 Texas Academic Performance Report (TAPR)

District Name: AUSTIN ISD

Campus Name: GALINDO EL

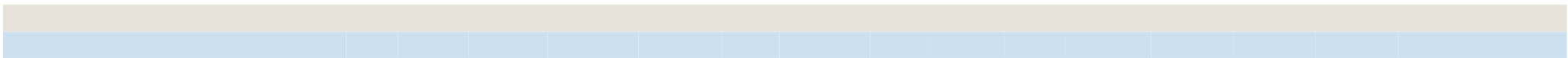
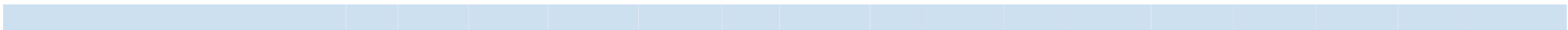
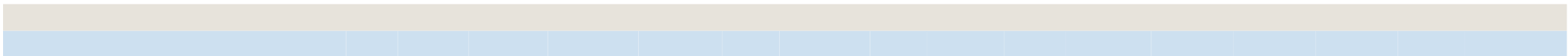
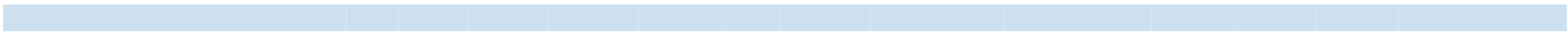
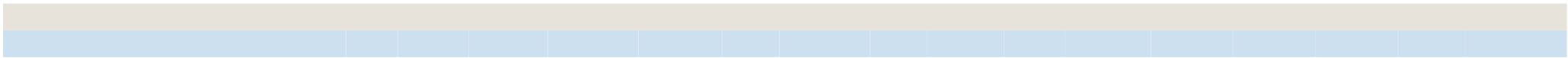
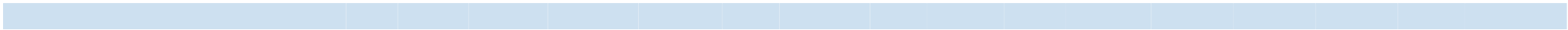

Campus Number: 227901176


This page is intentionally blank.













Texas Education Agency
 2022-23 Graduation Profile (TAPR)
 GALINDO EL (227901176) - AUSTIN ISD - TRAVIS COUNTY

	Campus Count	Campus Percent	District Count	State Count
Graduates(2021-22 Annual Graduates)				
Total Graduates	-	-	4,605	368,686
By Ethnicity:				
African American	-	-	306	45,227
Hispanic	-	-	2,336	191,125
White	-	-	1,567	103,171
American Indian	-	-	7	1,159
Asian	-	-	228	18,794
Pacific Islander	-	-	5	569
Two or More Races	-	-	156	8,641
By Graduation Type:				
Minimum H.S. Program	-	-	1	433
Recommended H.S. Program/Distinguished Achievement Program	-	-	1	134

18,7948,641



There is no data for this campus.

Texas Education Agency
2022-23 Other Postsecondary Indicators (TAPR)
GALINDO EL (227901176) - AUSTIN ISD - TRAVIS COUNTY

There is no data for this campus.

Texas Education Agency
 2022-23 Student Information (TAPR)
 GALINDO EL (227901176) - AUSTIN ISD - TRAVIS COUNTY

Student Information	Membership				Enrollment			
	Campus		District	State	Campus		District	State
	Count	Percent			Count	Percent		
Students w/ Dyslexia	16	3.6%	6.9%	5.5%	16	3.5%	6.9%	5.5%
Foster Care	3	0.7%	0.1%	0.2%	3	0.7%	0.1%	0.2%
Homeless	14	3.1%	0.9%	1.3%	14	3.1%	0.9%	1.3%
Immigrant	49	10.9%	6.1%	2.2%	49	10.9%	6.1%	2.2%
Migrant	7	1.6%	0.0%	0.3%	7	1.6%	0.0%	0.3%
Title I	450	100.0%	48.5%	64.6%	451	100.0%	48.4%	64.6%
Military Connected	0	0.0%	0.2%	3.6%	0	0.0%	0.2%	3.6%
At-Risk	331	73.6%	46.9%	53.3%	331	73.4%	46.8%	53.3%
Students by Instructional Program:								
Bilingual/ESL Education	300	66.7%	34.2%	23.2%	300	66.5%	34.1%	23.2%
Career and Technical Education	0	0.0%	25.8%	26.5%	0	0.0%	25.8%	26.5%
Career and Technical Education (9-12 grades only)	0	0.0%	62.0%	72.3%	0	-	61.8%	72.2%
Gifted and Talented Education	28	6.2%	12.9%	8.2%	28	6.2%	12.9%	8.2%
Special Education	110	24.4%	13.8%	12.6%	111	24.6%	13.9%	12.7%
Students with Disabilities by Type of Primary Disability:								
Total Students with Disabilities	110							
By Type of Primary Disability								
Students with Intellectual Disabilities	52	47.3%	49.3%	44.1%				
Students with Physical Disabilities	40	36.4%	18.9%	20.0%				4259.92 0.28 re B* [[0 d 1 J 1 j]]



Texas Education Agency
2022-23 Staff Information (TAPR)
GALINDO EL (227901176) - AUSTIN ISD - TRAVIS COUNTY

- Indicates there is no data for the item.
- * Indicates results are masked due to small numbers.
- **