

2022-23 Texas Academic Performance Report (TAPR)

District Name: AUSTIN ISD

Campus Name: BOONE EL



Campus Number: 227901170

This page is intentionally blank.

Texas Education Agency
 2022-23 STAAR Performance (TAPR)
 BOONE EL (227901170) - AUSTIN ISD - TRAVIS COUNTY

	School Year	State	District	Campus	African American	Hispanic	White	American Indian	Asian	Pacific Islander	Two or More Races	Special Ed (Current)	Special Ed (Former)	Continuously Enrolled	Non-Continuously Enrolled	Econ Disadv	EB & EL (Current &)
--	-------------	-------	----------	--------	------------------	----------	-------	-----------------	-------	------------------	-------------------	----------------------	---------------------	-----------------------	---------------------------	-------------	----------------------






Texas Education Agency
 2022-23 Bilingual Education/English as a Second Language (Current EB Students/EL) (TAPR)
 BOONE EL (227901170) - AUSTIN ISD - TRAVIS COUNTY

	School Year	State	District	Campus	Total Bilingual Education	BE-Trans Early Exit	BE-Trans Late Exit	BE-Dual Two-Way	BE-Dual One-Way	ALP Bilingual (Exception)	Total ESL	ESL Content-Based	ESL Pull-Out	ALP ESL (Waiver)	EB/EL with Parental Denial	Never EB/EL	Total EB/EL (Current)	Monitored & Former EB/EL
All Grades ELA/Reading	2023	35%	28%	41%	-	-	-	-	-	-	*	*	-	-	-	38%	*	-
All Grades Mathematics	2023	40%	34%	45%	-	-	-	-	-	-	60%	60%	-	-	-	44%	60%	-

* Indicates results are masked due to small numbers to protect student confidentiality.
 - Indicates there are no students in the group.
 Blank cell indicates there are no data available in the group.

Texas Education Agency
2022-23 Attendance, Graduation, and Dropout Rates (TAPR)
BOONE EL (227901170) - AUSTIN ISD - TRAVIS COUNTY

	State	District	Campus	African American	Hispanic	White	American Indian	Asian	Pacific Islander	Two or More Races	Special Ed	Econ Disadv	EB/EL





Texas Education Agency
 2022-23 Graduation Profile (TAPR)
 BOONE EL (227901170) - AUSTIN ISD - TRAVIS COUNTY

	Campus Count	Campus Percent	District Count	State Count
Graduatesf(2021-22 Annual Graduates)				
Total Graduates	-	-	4,605	368,686
By Ethnicity:				
African American	-	-	306	45,227
Hispanic	-	-	2,336	191,125
White				



Texas Education Agency
2022-23 College, Career, and Military Readiness (CCMR) (TAPR)
BOONE EL (227901170) - AUSTIN ISD - TRAVIS COUNTY

There is no data for this campus.

Texas Education Agency
2022-23 CCMR-Related Indicators (TAPR)
BOONE EL (227901170) - AUSTIN ISD - TRAVIS COUNTY

There is no data for this campus.

Texas Education Agency
2022-23 Student Information (TAPR)
BOONE EL (227901170) - AUSTIN ISD - TRAVIS COUNTY

Student Information	Membership				Enrollment			
	Campus		District	State	Campus		District	State
	Count	Percent			Count	Percent		
Total Students	488	100.0%	73,198	5,504,150	489	100.0%	73,384	5,518,432
Students by Grade:								
Early Childhood Education	2	0.4%	0.3%	0.3%	2	0.4%	0.3%	0.5%
Pre-Kindergarten	61	12.5%	5.6%	4.4%	62	12.7%	5.7%	4.4%
Pre-Kindergarten: 3-year Old	21	4.3%	1.3%	0.7%	22	4.5%	1.4%	0.7%
Pre-Kindergarten: 4-year Old	40	8.2%	4.3%	3.7%	40	8.2%	4.4%	3.7%
Kindergarten	70	14.3%	7.2%	6.7%	70	14.3%	7.2%	6.7%
Grade 1	58	11.9%	7.7%	7.2%	58	11.9%	7.7%	7.2%
Grade 2	79	16.2%	7.8%	7.2%	79	16.2%	7.8%	7.2%
Grade 3	73	15.0%	7.4%	7.2%	73	14.9%	7.4%	7.1%
Grade 4	70	14.3%	7.3%	7.2%	70	14.3%	7.2%	7.1%
Grade 5	75	15.4%	7.2%	7.2%	75	15.3%	7.1%	7.2%
Grade 6	0	0.0%	6.8%	7.3%	0	0.0%	6.8%	7.2%
Grade 7	0	0.0%	6.7%	7.4%	0	0.0%	6.7%	7.4%
Grade 8	0	0.0%	7.0%	7.7%	0	0.0%	6.9%	7.7%
Grade 9	0	0.0%	7.9%	8.7%	0	0.0%	7.9%	8.7%
Grade 10	0	0.0%	7.8%	7.9%	0	0.0%	7.8%	7.9%
Grade 11	0	0.0%	6.9%	7.0%	0	0.0%	6.9%	7.0%
Grade 12	0	0.0%	6.5%	6.6%	0	0.0%	6.5%	6.6%
Ethnic Distribution:								
African American	18	3.7%	6.1%	12.8%	18	3.7%	6.1%	12.8%
Hispanic	215	44.1%	54.1%	53.0%	215	44.0%	54.0%	52.9%
White	207	42.4%	30.7%	25.6%	208	42.5%	30.8%	25.7%
American Indian	0	0.0%	0.2%	0.3%	0	0.0%	0.2%	0.3%
Asian	19	3.9%	4.9%	5.1%	19	3.9%	4.9%	5.1%
Pacific Islander	0	0.0%	0.1%	0.2%	0	0.0%	0.1%	0.2%
Two or More Races	29	5.9%	3.9%	3.0%	29	5.9%	3.9%	3.0%
Sex:								
Female	238	48.8%	48.9%	48.8%	239	48.9%	48.9%	48.8%
Male	250	51.2%	51.1%	51.2%	250	51.1%	51.1%	51.2%
Economically Disadvantaged	187	38.3%	51.5%	62.1%	187	38.2%	51.5%	62.0%
Non-Educationally Disadvantaged	301	61.7%	48.5%	37.9%	302	61.8%	48.5%	38.0%
Section 504 Students	54	11.1%	10.0%	7.4%	54	11.0%	10.0%	7.4%
EB Students/EL								

Sex:

11.1%
EB Students/EL

Texas Education Agency
 2022-23 Student Information (TAPR)
 BOONE EL (227901170) - AUSTIN ISD - TRAVIS COUNTY




Student Information	Membership				Enrollment			
	Campus		District	State	Campus		District	State
	Count	Percent			Count	Percent		
Students w/ Dyslexia	50	10.2%	6.9%	5.5%	50	10.2%	6.9%	5.5%
Foster Care	1	0.2%	0.1%	0.2%	1	0.2%	0.1%	0.2%
Homeless	5	1.0%	0.9%	1.3%	5	1.0%	0.9%	1.3%
Immigrant	5	1.0%	6.1%	2.2%	5	1.0%	6.1%	2.2%
Migrant	0	0.0%	0.0%	0.3%	0	0.0%	0.0%	0.3%
Title I	5	1.0%	48.5%	64.6%	5	1.0%	48.4%	64.6%
Military Connected	8	1.6%	0.2%	3.6%	8	1.6%	0.2%	3.6%
At-Risk	116	23.8%	46.9%	53.3%	116	23.7%	46.8%	53.3%
Students by Instructional Program:								
Bilingual/ESL Education	53	10.9%	34.2%	23.2%	53	10.8%	34.1%	23.2%
Career and Technical Education	0	0.0%	25.8%	26.5%	0	0.0%	25.8%	26.5%
Career and Technical Education (9-12 grades only)	0	0.0%	62.0%	72.3%	0	-	61.8%	72.2%
Gifted and Talented Education	26	5.3%	12.9%	8.2%	26	5.3%	12.9%	8.2%
Special Education	66	13.5%	13.8%	12.6%	66	13.5%	13.9%	12.7%

Texas Education Agency
2022-23 Student Information (TAPR)
BOONE EL (227901170) - AUSTIN ISD - TRAVIS COUNTY

					---Special Education Rates---	

Texas Education Agency
 2022-23 Staff Information (TAPR)
 BOONE EL (227901170) - AUSTIN ISD - TRAVIS COUNTY

Staff Information	----- Campus -----		District	State
	Count/Average	Percent		
Total Staff	46.5	100.0%	100.0%	100.0%
Professional Staff:	39.5	84.9%	61.5%	64.1%
Teachers	35.5	76.3%	48.3%	48.7%



Texas Education Agency
 2022-23 Staff Information (TAPR)
 BOONE EL (227901170) - AUSTIN ISD - TRAVIS COUNTY

Staff Information	----- Campus -----		District	State
	Count/Average	Percent		
Number of Students per Teacher	13.7	n/a	16.5	14.8

Staff Information	Campus	District	State
Experience of Campus Leadership:			
Average Years Experience of Principals	1.0	5.4	6.1
Average Years Experience of Principals with District	1.0	5.1	5.3
Average Years Experience of Assistant Principals	4.0	5.0	5.2
Average Years Experience of Assistant Principals with District	4.0	4.4	4.4
Average Years Experience of Teachers:			
Average Years Experience of Teachers with District:	8.0	8.4	6.9
Average Teacher Salary by Years of Experience (regular duties only):			
Beginning Teachers	\$52,483	\$52,804	\$53,300
1-5 Years Experience	\$54,547	\$55,611	\$56,516
6-10 Years Experience	\$56,881	\$58,286	\$59,732
11-20 Years Experience	\$58,355	\$59,544	\$63,389
21-30 Years Experience	\$62,481	\$63,581	\$67,876
Over 30 Years Experience	-	\$72,794	\$72,560
Average Actual Salaries (regular duties only):			
Teachers	\$56,925	\$58,510	\$60,717
Professional Support	\$54,489	\$75,879	\$72,022

Texas Education Agency
2022-23 Staff Information (TAPR)
BOONE EL (227901170) - AUSTIN ISD - TRAVIS COUNTY

- Indicates there is no data for the item.
- * Indicates results are masked due to small numbers.
- ** When only one student disability or assessment group is masked, then the second smallest student disability or assessment group is masked regardless of size.
- n/a Indicates data reporting is not applicable for this group.
- ? Indicates that the data for this item were statistically improbable or were reported outside a reasonable range.

Link to: [PEIMS Financial Standard Reports 2021-22 Financial Actual Report](#)