

# 2022-23 Texas Academic Performance Report (TAPR)

District Name: AUSTIN ISD

Campus Name: LANGFORD EL

Campus Number: 227901168


This page is intentionally blank.







Texas Education Agency  
2022-23 STAAR Performance (TAPR)  
LANGFORD EL (227901168) - AUSTIN ISD - TRAVIS COUNTY





Texas Education Agency  
2022-23 Progress (TAPR)  
LANGFORD EL (227901168) - AUSTIN ISD - TRAVIS COUNTY

	School Year	State	District	Campus	African American	Hispanic	White	American Indian	Asian	Pacific Islander	Two or More Races	Special Ed (Current)	Special Ed (Former)	Continuously Enrolled	Non-Continuously Enrolled		
--	-------------	-------	----------	--------	------------------	----------	-------	-----------------	-------	------------------	-------------------	----------------------	---------------------	-----------------------	---------------------------	--	--

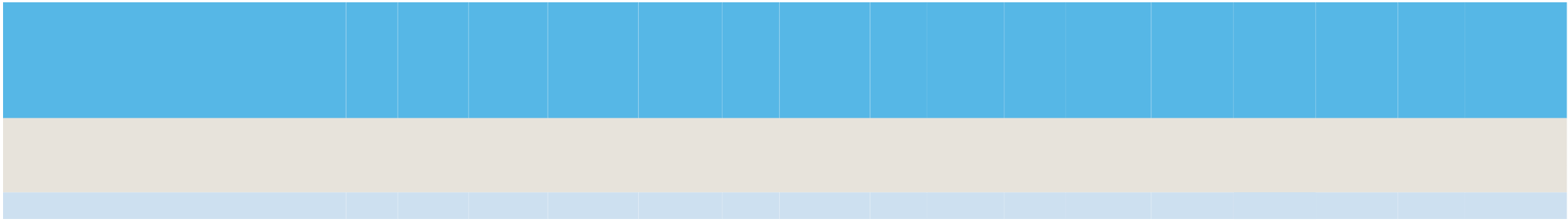



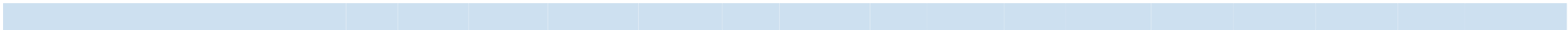




Texas Education Agency  
 2022-23 Bilingual Education/English as a Second Language (Current EB Students/EL) (TAPR)  
 LANGFORD EL (227901168) - AUSTIN ISD - TRAVIS COUNTY

	School Year	State	District	Campus	Total Bilingual Education	BE-Trans Early Exit	BE-Trans Late Exit	BE-Dual Two-Way	BE-Dual One-Way	ALP Bilingual (Exception)	Total ESL	ESL Content-Based	ESL Pull-Out	ALP ESL (Waiver)	EB/EL with Parental Denial	Never EB/EL	Total EB/EL (Current)	Monitored & Former EB/EL
All Grades ELA/Reading	2023	35%	28%	18%	20%	-	-	-	20%	-	0%	0%	-	-	-	18%	17%	-
All Grades Mathematics	2023	40%	34%	11%	12%	-	-	-	12%	-	17%	17%	-	-	-	7%	12%	-

\* Indicates results are masked due to small numbers to protect student confidentiality.  
 - Indicates there are no students in the group.  
 Blank cell indicates there are no data available in the group.





Texas Education Agency  
 2022-23 STAAR Participation (TAPR)  
 LANGFORD EL (227901168) - AUSTIN ISD - TRAVIS COUNTY

	State	District	Campus	African American	Hispanic	White	American Indian	Asian	Pacific Islander	Two or More Races	Special Ed (Current)	Special Ed (Former)	Continuously Enrolled	Non-Continuously Enrolled	Econ Disadv	EB EL (Current & Monitored)
Not Included in Accountability: Other Exclusions	1%	1%	2%	0%	0%	*	-	*	-	*	0%	*	0%	9%	0%	3%
Not Tested	2%	4%	3%	0%	4%	*	-	*	-	*	12%	*	4%	0%	3%	3%
Absent	1%	4%	3%	0%	4%	*	-	*	-	*	12%	*	4%	0%	3%	3%
Other	0%	0%	0%	0%	0%	*	-	*	-	*	0%	*	0%	0%	0%	0%

\* Indicates results are masked due to small numbers to protect student confidentiality.  
 - Indicates there are no students in the group.

Texas Education Agency  
2022-23 Attendance, Graduation, and Dropout Rates (TAPR)  
LANGFORD EL (227901168) - AUSTIN ISD - TRAVIS COUNTY

State	Campus	African American	Hispanic	White	American Indian	Asian								
-------	--------	------------------	----------	-------	-----------------	-------	--	--	--	--	--	--	--	--

[Empty row]

[Empty row]

[Empty row]

[Empty row]

[Empty row]

[Empty row]

Texas Education Agency  
 2022-23 Attendance, Graduation, and Dropout Rates (TAPR)  
 LANGFORD EL (227901168) - AUSTIN ISD - TRAVIS COUNTY

	State	District	Campus	African American	Hispanic	White	American Indian	Asian	Pacific Islander	Two or More Races	Special Ed	Econ Disadv	EB/EL
Graduates, TxCHSE, and Continuers	93.7%	97.6%	-	-	-	-	-	-	-	-	-	-	-
<b>Class of 2020</b>													
Graduated	92.2%	96.7%	-	-	-	-	-	-	-	-	-	-	-
Received TxCHSE	0.5%	0.3%	-	-	-	-	-	-	-	-	-	-	-
Continued HS	1.1%	0.4%	-	-	-	-	-	-	-	-	-	-	-
Dropped Out	6.2%	2.7%	-	-	-	-	-	-	-	-	-	-	-
Graduates and TxCHSE	92.7%	96.9%	-	-	-	-	-	-	-	-	-	-	-
Graduates, TxCHSE, and Continuers	93.8%	97.3%	-	-	-	-	-	-	-	-	-	-	-
<b>6-Year Extended Longitudinal Rate (Gr 9-12)</b>													
<b>Class of 2020</b>													
Graduated	92.7%	96.8%	-	-	-	-	-	-	-	-	-	-	-
Received TxCHSE	0.5%	0.3%	-	-	-	-	-	-	-	-	-	-	-
Continued HS			-	-	-	-	-	-	-	-	-	-	-
Dropped Out			-	-	-	-	-	-	-	-	-	-	-
Graduates and TxCHSE			-	-	-	-	-	-	-	-	-	-	-
Graduates, TxCHSE, and Continuers			-	-	-	-	-	-	-	-	-	-	-
<b>Class</b>													





Texas Education Agency  
 2022-23 Graduation Profile (TAPR)  
 LANGFORD EL (227901168) - AUSTIN ISD - TRAVIS COUNTY

	Campus Count	Campus Percent	District Count	State Count
Graduatesf(2021-22 Annual Graduates)				
Total Graduates	-	-	4,605	368,686



There is no data for this campus.



Texas Education Agency  
2022-23 Other Postsecondary Indicators (TAPR)  
LANGFORD EL (227901168) - AUSTIN ISD - TRAVIS COUNTY

There is no data for this campus.



Texas Education Agency  
2022-23 Student Information (TAPR)  
LANGFORD EL (227901168) - AUSTIN ISD - TRAVIS COUNTY

	Membership			Enrollment		
	Campus			Campus		



Texas Education Agency  
2022-23 Student Information (TAPR)  
LANGFORD EL (227901168) - AUSTIN ISD - TRAVIS COUNTY








Texas Education Agency  
2022-23 Staff Information (TAPR)  
LANGFORD EL (227901168) - AUSTIN ISD - TRAVIS COUNTY

- Indicates there is no data for the item.
- \* Indicates results are masked due to small numbers.
- \*\* When only one student disability or assessment group is masked, then the second smallest student disability or assessment group is masked regardless of size.
- n/a Indicates data reporting is not applicable for this group.
- ? Indicates that the data for this item were statistically improbable or were reported outside a reasonable range.

Link to: [PEIMS Financial Standard Reports 2021-22 Financial Actual Report](#)

(To open link in a new window, press the "Ctrl" key and click on the link.)