

2022-23 Texas Academic Performance Report (TAPR)

District Name: AUSTIN ISD

Campus Name: HOUSTON EL

Campus Number: 227901162

This page is intentionally blank.

Texas Education Agency
2022-23 STAAR Performance (TAPR)
HOUSTON EL (227901162) - AUSTIN ISD - TRAVIS COUNTY

School
Year

State

District

Campus

African
American

Hispanic

White

American
Indian

Asian

Pacific




Texas Education Agency
 2022-23 Bilingual Education/English as a Second Language (Current EB Students/EL) (TAPR)
 HOUSTON EL (227901162) - AUSTIN ISD - TRAVIS COUNTY

| | School Year | State | District | Campus | Total Bilingual Education | BE-Trans Early Exit | BE-Trans Late Exit | BE-Dual Two-Way | BE-Dual One-Way | ALP Bilingual (Exception) | Total ESL | ESL Content-Based | ESL Pull-Out | ALP ESL (Waiver) | EB/EL with Parental Denial | Never EB/EL | Total EB/EL (Current) | Monitored & Former EB/EL |
|------------------------|-------------|-------|----------|--------|---------------------------|---------------------|--------------------|-----------------|-----------------|---------------------------|-----------|-------------------|--------------|------------------|----------------------------|-------------|-----------------------|--------------------------|
| All Grades ELA/Reading | 2023 | 35% | 28% | 25% | 31% | - | - | - | 31% | 29% | * | * | - | * | - | 12% | 30% | - |
| All Grades Mathematics | 2023 | 40% | 34% | 36% | 45% | - | - | - | 33% | 78% | * | * | - | * | - | 29% | 42% | - |

* Indicates results are masked due to small numbers to protect student confidentiality.
 - Indicates there are no students in the group.
 Blank cell indicates there are no data available in the group.

Texas Education Agency
 2022-23 STAAR Participation (TAPR)
 HOUSTON EL (227901162) - AUSTIN ISD - TRAVIS COUNTY

| | State | District | Campus | African American | Hispanic | White | American Indian | Asian | Pacific Islander | Two or More Races | Special Ed (Current) | Special Ed (Former) | Continuously Enrolled | Non-Continuously Enrolled | Econ Disadv | EB EL (Current & Monitored) |
|--|-------|----------|--------|------------------|----------|-------|-----------------|-------|------------------|-------------------|----------------------|---------------------|-----------------------|---------------------------|-------------|-----------------------------|
| 2023 STAAR Participation (All Grades) | | | | | | | | | | | | | | | | |
| All Tests | | | | | | | | | | | | | | | | |
| Assessment Participant | 99% | 97% | 100% | 100% | 100% | 89% | - | - | - | 100% | 100% | * | 100% | 99% | 100% | 100% |
| Included in Accountability | 93% | 91% | 89% | 89% | 89% | 89% | - | - | - | 100% | 93% | * | 96% | 70% | 91% | 92% |
| Not Included in Accountability: Mobile | 4% | 4% | 9% | 11% | 9% | 0% | - | - | - | 0% | 7% | * | 3% | 24% | 7% | 5% |
| Not Included in Accountability: Other Exclusions | 2% | 3% | 1% | 0% | 2% | 0% | - | - | - | | | | | | | |



Texas Education Agency
 2022-23 STAAR Participation (TAPR)
 HOUSTON EL (227901162) - AUSTIN ISD - TRAVIS COUNTY


| | State | District | Campus | African American | Hispanic | White | American Indian | Asian | Pacific Islander | Two or More Races | Special Ed (Current) | Special Ed (Former) | Continuously Enrolled | Non-Continuously Enrolled | Econ Disadv | EB EL (Current & Monitored) |
|--|-------|----------|--------|------------------|----------|-------|-----------------|-------|------------------|-------------------|----------------------|---------------------|-----------------------|---------------------------|-------------|-----------------------------|
| Not Included in Accountability: Other Exclusions | 1% | 1% | 1% | 0% | 1% | * | - | - | - | * | 0% | * | 0% | 4% | 1% | 2% |
| Not Tested | 2% | 4% | 1% | 0% | 1% | * | - | - | - | * | 0% | * | 2% | 0% | 1% | 0% |
| Absent | 1% | 4% | 1% | 0% | 1% | * | - | - | - | * | 0% | * | 2% | 0% | 1% | 0% |
| Other | 0% | 0% | 0% | 0% | 0% | * | | | | | | | | | | |

Texas Education Agency
 2022-23 Attendance, Graduation, and Dropout Rates (TAPR)
 HOUSTON EL (227901162) - AUSTIN ISD - TRAVIS COUNTY


| | State | District | Campus | African American | Hispanic | White | American Indian | Asian | Pacific Islander | Two or More Races | Special Ed | Econ Disadv | EB/EL |
|-----------------|-------|----------|--------|------------------|----------|-------|-----------------|-------|------------------|-------------------|------------|-------------|-------|
| Attendance Rate | | | | | | | | | | | | | |
| 2021-22 | 92.2% | 90.6% | 90.8% | 90.1% | | | | | | | | | |
| | | | | | | | | | | | | | |
| | | | | | | | | | | | | | |
| | | | | | | | | | | | | | |
| | | | | | | | | | | | | | |
| | | | | | | | | | | | | | |
| | | | | | | | | | | | | | |
| | | | | | | | | | | | | | |
| | | | | | | | | | | | | | |
| | | | | | | | | | | | | | |
| | | | | | | | | | | | | | |
| | | | | | | | | | | | | | |
| | | | | | | | | | | | | | |
| | | | | | | | | | | | | | |
| | | | | | | | | | | | | | |

Texas Education Agency
 2022-23 Attendance, Graduation, and Dropout Rates (TAPR)
 HOUSTON EL (227901162) - AUSTIN ISD - TRAVIS COUNTY

| | State | District | Campus | African American | Hispanic | White | American Indian | Asian | Pacific Islander | Two or More Races | Special Ed | | |
|--|-------|----------|--------|------------------|----------|-------|-----------------|-------|------------------|-------------------|------------|--|--|
|--|-------|----------|--------|------------------|----------|-------|-----------------|-------|------------------|-------------------|------------|--|--|



Texas Education Agency
2022-23 Graduation Profile (TAPR)



There is no data for this campus.

Texas Education Agency
2022-23 Other Postsecondary Indicators (TAPR)
HOUSTON EL (227901162) - AUSTIN ISD - TRAVIS COUNTY

There is no data for this campus.

Texas Education Agency
 2022-23 Student Information (TAPR)
 HOUSTON EL (227901162) - AUSTIN ISD - TRAVIS COUNTY

| Student Information | Membership | | | | Enrollment | | | | |
|---------------------------|------------|---------|----------|-----------|------------|---------|----------|-----------|------|
| | Campus | | District | State | Campus | | District | State | |
| | Count | Percent | | | Count | Percent | | | |
| Total Students | 527 | 100.0% | 73,198 | 5,504,150 | 527 | 100.0% | 73,384 | 5,518,432 | |
| Students by Grade: | | | | | | | | | |
| Early Childhood Education | 8 | 1.5% | 0.3% | 0.3% | 8 | 1.5% | 0.3% | 0.5% | |
| Pre-Kindergarten | 88 | 16.7% | 88 | 5.6% | 4.4% | 88 | 16.7% | 5.7% | 4.4% |



| | | | | | | | | | |
|--|--|--|--|--|--|--|--|--|--|
| | | | | | | | | | |
| | | | | | | | | | |
| | | | | | | | | | |

Texas Education Agency
 2022-23 Student Information (TAPR)
 HOUSTON EL (227901162) - AUSTIN ISD - TRAVIS COUNTY

| Student Information | --Non-Special Education Rates-- | | | ---Special Education Rates--- | | |
|---------------------|---------------------------------|----------|-------|-------------------------------|----------|-------|
| | Campus | District | State | Campus | District | State |
| | | | | | | |

Texas Education Agency
 2022-23 Staff Information (TAPR)
 TON EL (227901162) - AUSTIN ISD - TRAVIS COUNTY

| | ----- Campus ----- | | District | State |
|-------------|--------------------|---------|----------|-------|
| | Count/Average | Percent | | |
| per Teacher | 12.9 | n/a | 16.5 | 14.8 |

| Information | Campus | District | State |
|------------------------------------|--------|----------|-------|
| Percentage of Campus Leadership: | | | |
| Percentage of District Leadership: | 4.0 | 5.4 | 6.1 |

| | | | |
|---|-----|-----|-----|
| Years Experience of Teachers with District: | 8.4 | 8.4 | 6.9 |
|---|-----|-----|-----|

Teacher Salary by Years of Experience (regular duties only):

| | | | |
|------------------------|----------|----------|----------|
| Teachers | \$52,637 | \$52,804 | \$53,300 |
| 1-5 Years Experience | \$54,047 | \$55,611 | \$56,516 |
| 6-10 Years Experience | \$57,903 | \$58,286 | \$59,732 |
| 11-15 Years Experience | \$58,569 | \$59,544 | \$63,389 |
| 16-20 Years Experience | \$64,198 | \$63,581 | \$67,876 |
| 21+ Years Experience | \$69,684 | \$72,794 | \$72,560 |

Actual Salaries (regular duties only):

| | | | |
|---|----------|----------|----------|
| Professional Support | \$57,468 | \$58,510 | \$60,717 |
| Professional Support | \$61,552 | \$75,879 | \$72,022 |
| Campus Administration (School Leadership) | \$83,589 | \$90,917 | \$85,167 |

| | | | |
|------------------------------|-----|--|--|
| Instructional Staff Percent: | n/a | | |
|------------------------------|-----|--|--|

| | | | |
|---|-----|-----|---------|
| Contracted Instructional Staff (not incl. above): | 0.0 | 0.0 | 2,105.4 |
|---|-----|-----|---------|

| | ----- Campus ----- |
|----------------------------------|--------------------|
| Program Information | |
| Teachers by Program (population) | |
| Bilingual/ESL Education | |
| Career and TecP4 | 132.91 0.2lon |

Texas Education Agency
2022-23 Staff Information (TAPR)
HOUSTON EL (227901162) - AUSTIN ISD - TRAVIS COUNTY

- Indicates there is no data for the item.
- * Indicates results are masked due to small numbers.
- ** When only one student disability or assessment group is masked, then the second smallest student disability or assessment group is masked regardless of size.
- n/a Indicates data reporting is not applicable for this group.
- ? Indicates that the data for this item were statistically improbable or were reported outside a reasonable range.

Link to: [PEIMS Financial Standard Reports 2021-22 Financial Actual Report](#)

(To open link in a new window, press the "Ctrl" key and click on the link.)