



This page is intentionally blank.

Texas Education Agency
2022-23 STAAR Performance (TAPR)
NORMAN-SIMS EL (227901150) - AUSTIN ISD - TRAVIS COUNTY

School Year	State	District	Campus	African American	Hispanic	White	American Indian	Asian	Pacific Islander	Two or More Races						
-------------	-------	----------	--------	------------------	----------	-------	-----------------	-------	------------------	-------------------	--	--	--	--	--	--

Texas Education Agency
2022-23 STAAR Performance (TAPR)
NORMAN-SIMS EL (227901150) - AUSTIN ISD - TRAVIS COUNTY

	School Year	State	District	Campus	African American	Hispanic	White	American Indian	Asian	Pacific Islander	Two or More Races	Special Ed (Current)	Special Ed (Former)	Continuously Enrolled	Non-Continuously Enrolled	Econ Disadv	EB & EL (Current &)
--	-------------	-------	----------	--------	------------------	----------	-------	-----------------	-------	------------------	-------------------	----------------------	---------------------	-----------------------	---------------------------	-------------	----------------------



Texas Education Agency
 2022-23 Progress (TAPR)
 NORMAN-SIMS EL (227901150) - AUSTIN ISD - TRAVIS COUNTY

School Year	Year	District	Campus	African American	Hispanic	White	American Indian	Asian	Pacific Islander	Two or More Races	Special Ed (Current)	Special Ed (Former)	Continuously Enrolled	Non-Continuously Enrolled	Econ Disadv	EB/EL (Current & Monitored)
School Progress - Annual Growth																
				0.00	0.00	0.00	0.00	0.00	0.00	0.00	0.00	0.00	0.14	0.14	0.09	201.45

Year
499.39 Td (Dis

Texas Education Agency
2022-23 Bilingual Education/English as a Second Language (Current EB Students/EL) (TAPR)
NORMAN-SIMS EL (227901150) - AUSTIN ISD - TRAVIS COUNTY

	School Year	State	District	Campus	Total Bilingual Education	BE-Trans Early Exit	BE-Trans Late Exit	BE-Dual Two-Way	BE-Dual One-Way	ALP Bilingual (Exception)	Total ESL	ESL Content-Based							
--	-------------	-------	----------	--------	---------------------------	---------------------	--------------------	-----------------	-----------------	---------------------------	-----------	-------------------	--	--	--	--	--	--	--

--	--	--	--	--	--	--	--	--	--	--	--	--	--	--	--	--	--	--	--	--

--	--	--	--	--	--	--	--	--	--	--	--	--	--	--	--	--	--	--	--	--

--	--	--	--	--	--	--	--	--	--	--	--	--	--	--	--	--	--	--	--	--

--	--	--	--	--	--	--	--	--	--	--	--	--	--	--	--	--	--	--	--	--


--	--	--	--	--	--	--	--	--	--	--	--	--	--	--	--	--	--	--	--	--

--	--	--	--	--	--	--	--	--	--	--	--	--	--	--	--	--	--	--	--	--

Texas Education Agency
2022-23 Bilingual Education/English as a Second Language (Current EB Students/EL) (TAPR)
NORMAN-SIMS EL (227901150) - AUSTIN ISD - TRAVIS COUNTY

	School Year	State	District	Campus	Tnmpus												
--	-------------	-------	----------	--------	--------	--	--	--	--	--	--	--	--	--	--	--	--







Texas Education Agency
2022-23 Attendance, Graduation, and Dropout Rates (TAPR)
NORMAN-SIMS EL (227901150) - AUSTIN ISD - TRAVIS COUNTY

	State	District	Campus	African American	Hispanic	White	American Indian	Asian	Pacific Islander	Two or More Races	Special Ed	Econ Disadv	EB/EL
Attendance Rate													
2021-22	92.2%	90.6%	88.0%	87.8%	87.4%	*	-	-	-	*	88.1%	87.8%	92.2%
2020-21	95.0%	95.2%	87.2%	88.1%	86.7%	*	-	-	-	*	81.9%	87.4%	89.3%
Chronic Absenteeism													
2021-22	25.7%	29.8%	45.4%	46.7%	48.8%	0.0%	-	-	-	12.5%	48.5%	45.8%	30.8%
2020-21	15.0%	14.9%	49.0%	45.7%	51.0%	40.0%	-	-	-	80.0%	62.5%	47.7%	50.0%
Annual Dropout Rate (Gr 7-8)													
2021-22	0.7%	1.0%	-	-	-	-	-	-	-	-	-	-	-
2020-21	0.9%	1.0%	-	-	-	-	-	-	-	-	-	-	-
Annual Dropout Rate (Gr 9-12)													
2021-22	2.2%	1.7%	-	-	-	-	-	-	-	-	-	-	-
2020-21	2.4%	1.2%	-	-	-	-	-	-	-	-	-	-	-
4-Year Longitudinal Rate (Gr 9-12)													
Class of 2022													
Graduated	89.7%	95.6%	-	-	-	-	-	-	-	-	-	-	-
Received TxCHSE	0.3%	0.2%	-	-	-	-	-	-	-	-	-	-	-
Continued HS	3.5%	0.9%	-	-	-	-	-	-	-	-	-	-	-
Dropped Out	6.4%	3.2%	-	-	-	-	-	-	-	-	-	-	-
Graduates and TxCHSE	90.0%	95.9%	-	-	-	-	-	-	-	-	-	-	-
Graduates, TxCHSE, and Continuers	93.6%	96.8%	-	-	-	-	-	-	-	-	-	-	-
Class of 2021													
Graduated	90.0%	96.3%	-	-	-	-	-	-	-	-	-	-	-
Received TxCHSE	0.3%	0.2%	-	-	-	-	-	-	-	-	-	-	-
Continued HS	3.9%	1.0%	-	-	-	-	-	-	-	-	-	-	-
Dropped Out	5.8%	2.6%	-	-	-	-	-	-	-	-	-	-	-
Graduates and TxCHSE	90.3%	96.5%	-	-	-	-	-	-	-	-	-	-	-
Graduates, TxCHSE, and Continuers	94.2%	97.4%	-	-	-	-	-	-	-	-	-	-	-
5-Year Extended Longitudinal Rate (Gr 9-12)													
Class of 2021													
Graduated	92.2%	97.0%	-	-	-	-	-	-	-	-	-	-	-
Received TxCHSE	0.4%	0.2%	-	-	-	-	-	-	-	-	-	-	-
Continued HS	1.0%	0.4%	-	-	-	-	-	-	-	-	-	-	-
Dropped Out	6.3%	2.4%	-	-	-	-	-	-	-	-	-	-	-
Graduates and TxCHSE	92.7%	97.2%	-	-	-	-	-	-	-	-	-	-	-

Texas Education Agency
 2022-23 Attendance, Graduation, and Dropout Rates (TAPR)
 NORMAN-SIMS EL (227901150) - AUSTIN ISD - TRAVIS COUNTY

	State	District	Campus	African American	Hispanic	White	American Indian	Asian	Pacific Islander	Two or More Races	Special Ed	Econ Disadv	EB/EL
Class of 2022	84.3%	90.8%	-	-	-	-	-	-	-	-	-	-	-
Class of 2021	81.9%	89.7%	-	-	-	-	-	-	-	-	-	-	-
RHSP/DAP/FHSP-E/FHSP-DLA Graduates (Longitudinal Rate)													
Class of 2022	88.0%	92.2%	-	-	-	-	-	-	-	-	-	-	-
Class of 2021	85.7%	92.0%	-	-	-	-	-	-	-	-	-	-	-
RHSP/DAP Graduates (Annual Rate)													
2021-22	23.6%	*	-	-	-	-	-	-	-	-	-	-	-
2020-21	43.8%	0.0%	-	-	-	-	-	-	-	-	-	-	-
FHSP-E Graduates (Annual Rate)													
2021-22	3.9%	1.8%	-	-	-	-	-	-	-	-	-	-	-
2020-21	3.8%	2.7%	-	-	-	-	-	-	-	-	-	-	-
FHSP-DLA Graduates (Annual Rate)													
2021-22	82.3%	87.9%	-	-	-	-	-	-	-	-	-	-	-
2020-21	80.4%	87.5%	-	-	-	-	-	-	-	-	-	-	-

Texas Education Agency
 2022-23 Graduation Profile (TAPR)
 NORMAN-SIMS EL (227901150) - AUSTIN ISD - TRAVIS COUNTY


	Campus Count	Campus Percent	District Count	State Count
Graduatesf(2021-22 Annual Graduates)				
Total Graduates	-	-	4,605	368,686
By Ethnicity:				
African American	-	-	306	45,227
Hispanic	-	-	2,336	191,125
White	-	-	1,567	103,171
American Indian	-	-	7	1,159
Asian	-	-	228	18,794
Pacific Islander	-	-	5	569
Two or More Races	-	-	156	8,641
By Graduation Type:				
Minimum H.S. Program	-	-	1	433
Recommended H.S. Program/Distinguished Achievement Program	-	-	1	134
Foundation H.S. Program (No Endorsement)	-	-	475	51,023
Foundation H.S. Program (Endorsement)	-	-	84	14,179
Foundation H.S. Program (DLA)	-	-	4,044	302,917
Special Education Graduates	-	-	471	32,447
Economically Disadvantaged Graduates	-	-	1,881	194,571
Emergent Bilingual (EB)/English Learner (EL) Graduates	-	-	644	40,398
At-Risk Graduates	-	-	1,743	159,689
CTE Completers	-	-	1,260	107,502

There is no data for this campus.

Texas Education Agency
2022-23 CCMR-Related Indicators (TAPR)
NORMAN-SIMS EL (227901150) - AUSTIN ISD - TRAVIS COUNTY

There is no data for this campus.

Texas Education Agency
2022-23 Student Information (TAPR)
NORMAN-SIMS EL (227901150) - AUSTIN ISD - TRAVIS COUNTY



Texas Education Agency
2022-23 Staff Information (TAPR)
 NORMAN-SIMS EL (227901150) - AUSTIN ISD - TRAVIS COUNTY

	----- Campus -----			
Staff Information	Count/Average			

--

--

--

--

--

--

--

--

Texas Education Agency
 2022-23 Staff Information (TAPR)
 NORMAN-SIMS EL (227901150) - AUSTIN ISD - TRAVIS COUNTY

	----- Campus -----		District	State
Staff Information	Count/Average	Percent		
Number of Students per Teacher	19.9	n/a	16.5	14.8

Staff Information	Campus	District	State

--	--	--	--

--	--	--	--

--	--	--	--

--	--	--	--

--	--	--	--

Texas Education Agency
2022-23 Staff Information (TAPR)
NORMAN-SIMS EL (227901150) - AUSTIN ISD - TRAVIS COUNTY

- Indicates there is no data for the item.
 - * Indicates results are masked due to small numbers.
 - ** When only one student disability or assessment group is masked, then the second smallest student disability or assessment group is masked regardless of size.
- n/a 2.01 498.9Csize.