

2022-23 Texas Academic Performance Report (TAPR)

District Name: AUSTIN ISD

Campus Name: OAK HILL EL

Campus Number: 227901148

This page is intentionally blank.

Texas Education Agency
2022-23 STAAR Performance (TAPR)
OAK HILL EL (227901148) - AUSTIN ISD - TRAVIS COUNTY

School
Year

State

District

Campus

African
American

Hispanic

White


American
Indian

Asian

Pacific
Islander


Texas Education Agency
2022-23 STAAR Performance (TAPR)
OAK HILL EL (227901148) - AUSTIN ISD - TRAVIS COUNTY

	School Year	State	District	Campus	African American	Hispanic	White	American Indian	Asian	Pacific Islander	Two or More Races		Special Ed (Former)	Continuously Enrolled	Non-Continu-		
--	-------------	-------	----------	--------	------------------	----------	-------	-----------------	-------	------------------	-------------------	--	---------------------	-----------------------	--------------	--	--



Texas Education Agency
2022-23 STAAR Performance (TAPR)
OAK HILL EL (227901148) - AUSTIN ISD - TRAVIS COUNTY

African	School Year	State	District	Campus	African American	Hispanic	White	American Indian	Asian	Pacific Islander	Two								
---------	-------------	-------	----------	--------	------------------	----------	-------	-----------------	-------	------------------	-----	--	--	--	--	--	--	--	--



Two

Texas Education Agency
2022-23 STAAR Performance (TAPR)
OAK HILL EL (227901148) - AUSTIN ISD - TRAVIS COUNTY



School Year	State	District	Campus	African American	Hispanic	White	American Indian	Asian	Pacific Islander	Two or More Races						
-------------	-------	----------	--------	------------------	----------	-------	-----------------	-------	------------------	-------------------	--	--	--	--	--	--

Texas Education Agency
 2022-23 Progress (TAPR)
 OAK HILL EL (227901148) - AUSTIN ISD - TRAVIS COUNTY

	School Year	State	District	Campus	African American	Hispanic	White	American Indian	Asian	Pacific Islander	Two or More Races	Special Ed (Current)	Special Ed (Former)	Continuously Enrolled	Non-Continuously Enrolled	Econ Disadv	EB/EL (Current Monitored)

Texas Education Agency
2022-23 Bilingual Education/English as a Second Language (Current EB Students/EL) (TAPR)
OAK HILL EL (227901148) - AUSTIN ISD - TRAVIS COUNTY

					Total Bilingual Education	BE-Trans Early Exit	BE-Trans Late Exit	BE-Dual Two-Way	BE-Dual One-Way	ALP Bilingual (Exception)	Total ESL								
--	--	--	--	--	---------------------------	---------------------	--------------------	-----------------	-----------------	---------------------------	-----------	--	--	--	--	--	--	--	--





Texas Education Agency
2022-23 STAAR Participation (TAPR)
OAK HILL EL (227901148) - AUSTIN ISD - TRAVIS COUNTY

[Redacted]													
State	District	Campus	African American	[Redacted]	[Redacted]	[Redacted]	[Redacted]	[Redacted]	[Redacted]	[Redacted]	[Redacted]	[Redacted]	[Redacted]

[Redacted]	[Redacted]	[Redacted]	[Redacted]	[Redacted]	[Redacted]	[Redacted]	[Redacted]	[Redacted]	[Redacted]	[Redacted]	[Redacted]	[Redacted]	[Redacted]
------------	------------	------------	------------	------------	------------	------------	------------	------------	------------	------------	------------	------------	------------

[Redacted]	[Redacted]	[Redacted]	[Redacted]	[Redacted]	[Redacted]	[Redacted]	[Redacted]	[Redacted]	[Redacted]	[Redacted]	[Redacted]	[Redacted]	[Redacted]
------------	------------	------------	------------	------------	------------	------------	------------	------------	------------	------------	------------	------------	------------

[Redacted]	[Redacted]	[Redacted]	[Redacted]	[Redacted]	[Redacted]	[Redacted]	[Redacted]	[Redacted]	[Redacted]	[Redacted]	[Redacted]	[Redacted]	[Redacted]
------------	------------	------------	------------	------------	------------	------------	------------	------------	------------	------------	------------	------------	------------

[Redacted]	[Redacted]	[Redacted]	[Redacted]	[Redacted]	[Redacted]	[Redacted]	[Redacted]	[Redacted]	[Redacted]	[Redacted]	[Redacted]	[Redacted]	[Redacted]
------------	------------	------------	------------	------------	------------	------------	------------	------------	------------	------------	------------	------------	------------

[Redacted]	[Redacted]	[Redacted]	[Redacted]	[Redacted]	[Redacted]	[Redacted]	[Redacted]	[Redacted]	[Redacted]	[Redacted]	[Redacted]	[Redacted]	[Redacted]
------------	------------	------------	------------	------------	------------	------------	------------	------------	------------	------------	------------	------------	------------

[Redacted]	[Redacted]	[Redacted]	[Redacted]	[Redacted]	[Redacted]	[Redacted]	[Redacted]	[Redacted]	[Redacted]	[Redacted]	[Redacted]	[Redacted]	[Redacted]
------------	------------	------------	------------	------------	------------	------------	------------	------------	------------	------------	------------	------------	------------

[Redacted]	[Redacted]	[Redacted]	[Redacted]	[Redacted]	[Redacted]	[Redacted]	[Redacted]	[Redacted]	[Redacted]	[Redacted]	[Redacted]	[Redacted]	[Redacted]
------------	------------	------------	------------	------------	------------	------------	------------	------------	------------	------------	------------	------------	------------

Texas Education Agency
 2022-23 STAAR Participation (TAPR)
 OAK HILL EL (227901148) - AUSTIN ISD - TRAVIS COUNTY

	State	District	Campus	African American	Hispanic	White	American Indian	Asian	Pacific Islander	Two or More Races	Special Ed (Current)	Special Ed (Former)	Continuously Enrolled	Non-Continuously Enrolled	Econ Disadv	EB & EL (Current & Monitored)
Not Included in Accountability: Other Exclusions	1%	1%	0%	*	0%	0%	-	*	-	0%	0%	0%	0%	0%	0%	0%
Not Tested	2%	4%	2%	*	2%	2%	-	*	-	0%	0%	0%	2%	0%	3%	0%
Absent	1%	4%	2%	*	2%	2%	-	*	-	0%	0%	0%	2%	0%	3%	0%
Other	0%	0%	0%	*	0%	0%	-	*	-	0%	0%	0%	0%	0%	0%	0%

* Indicates results are masked due to small numbers to protect student confidentiality.
 - Indicates there are no students in the group.

Texas Education Agency
2022-23 Attendance, Graduation, and Dropout Rates (TAPR)
OAK HILL EL (227901148) - AUSTIN ISD - TRAVIS COUNTY

	State	District	Campus	African American	Hispanic	White	American Indian	Asian	Pacific Islander	Two or More Races	Special Ed	Econ Disadv	EB/EL
Attendance Rate													
2021-22	92.2%	90.6%	92.3%	95.3%	90.4%	94.1%	-	92.9%	*	94.8%	91.4%	90.2%	91.6%
2020-21	95.0%	95.2%	95.4%	97.2%	92.8%	98.4%	-	98.1%	*	97.2%	94.2%	92.9%	92.5%
Chronic Absenteeism													
2021-22	25.7%	29.8%	26.2%	23.1%	35.6%	16.1%	-	25.8%	*	7.7%	26.5%	36.0%	30.5%
2020-21	15.0%	14.9%	12.8%	6.3%	22.1%	3.2%	-	3.0%	*	3.0%	17.3%	21.4%	21.4%
Annual Dropout Rate (Gr 7-8)													
2021-22	0.7%	1.0%	-	-	-	-	-	-	-	-	-	-	-
2020-21	0.9%	1.0%	-	-	-	-	-	-	-	-	-	-	-
Annual Dropout Rate (Gr 9-12)													
2021-22	2.2%	1.7%	-	-	-	-	-	-	-	-	-	-	-
2020-21	2.4%	1.2%	-	-	-	-	-	-	-	-	-	-	-
4-Year Longitudinal Rate (Gr 9-12)													
Class of 2022													
Graduated	89.7%	95.6%	-	-	-	-	-	-	-	-	-	-	-
Received TxCHSE	0.3%	0.2%	-	-	-	-	-	-	-	-	-	-	-
Continued HS	3.5%	0.9%	-	-	-	-	-	-	-	-	-	-	-
Dropped Out	6.4%	3.2%	-	-	-	-	-	-	-	-	-	-	-
Graduates and TxCHSE	90.0%	95.9%	-	-	-	-	-	-	-	-	-	-	-
Graduates, TxCHSE, and Continuers	93.6%	96.8%	-	-	-	-	-	-	-	-	-	-	-
Class of 2021													
Graduated	90.0%	96.3%	-	-	-	-	-	-	-	-	-	-	-
Received TxCHSE	0.3%	0.2%	-	-	-	-	-	-	-	-	-	-	-
Continued HS	3.9%	1.0%	-	-	-	-	-	-	-	-	-	-	-
Dropped Out	5.8%	2.6%	-	-	-	-	-	-	-	-	-	-	-
Graduates and TxCHSE	90.3%	96.5%	-	-	-	-	-	-	-	-	-	-	-
Graduates, TxCHSE, and Continuers	94.2%	97.4%	-	-	-	-	-	-	-	-	-	-	-
5-Year Extended Longitudinal Rate (Gr 9-12)													
Class of 2021													
Graduated	92.2%	97.0%	-	-	-	-	-	-	-	-	-	-	-
Received TxCHSE	0.4%	0.2%	-	-	-	-	-	-	-	-	-	-	-
Continued HS	1.0%	0.4%	-	-	-	-	-	-	-	-	-	-	-
Dropped Out	6.3%	2.4%	-	-	-	-	-	-	-	-	-	-	-
Graduates and TxCHSE	92.7%	97.2%	-	-	-	-	-	-	-	-	-	-	-





There is no data for this campus.

Texas Education Agency
2022-23 CCMR-Related Indicators (TAPR)
OAK HILL EL (227901148) - AUSTIN ISD - TRAVIS COUNTY

There is no data for this campus.

Texas Education Agency
2022-23 Other Postsecondary Indicators (TAPR)
OAK HILL EL (227901148) - AUSTIN ISD - TRAVIS COUNTY

There is no data for this campus.

Texas Education Agency
 2022-23 Student Information (TAPR)
 OAK HILL EL (227901148) - AUSTIN ISD - TRAVIS COUNTY

Student Information	Membership				Enrollment			
	Campus		District	State	Campus		District	State
	Count	Percent			Count	Percent		



--	--	--	--	--	--	--	--	--

--	--	--	--	--	--	--	--	--

--	--	--	--	--	--	--	--	--

--	--	--	--	--	--	--	--	--

Texas Education Agency
 2022-23 Student Information (TAPR)
 OAK HILL EL (227901148) - AUSTIN ISD - TRAVIS COUNTY

	Membership				Enrollment			
	Campus		District		Campus		District	
	Count	Percent	Count	Percent	Count	Percent	Count	Percent
Students w/ Dyslexia	15	2.3%	6.9%	5.5%	15	2.3%	6.9%	5.5%
Foster Care	4	0.6%	0.1%	0.2%	4	0.6%	0.1%	0.2%
Homeless	8	1.2%	0.9%	1.3%	8	1.2%	0.9%	1.3%
Immigrant	54	8.2%	6.1%	2.2%	54	8.1%	6.1%	2.2%
Migrant	0	0.0%	0.0%	0.3%	0	0.0%	0.0%	0.3%
Military Connected	7	1.1%	48.5%	64.6%	7	1.1%	48.4%	64.6%
At-Risk	4	0.6%	0.2%	3.6%	4	0.6%	0.2%	3.6%
Program:	296	44.7%	46.9%	53.3%	296	44.6%	46.8%	53.3%
Bilingual/ESL Education	299	45.2%	34.2%	23.2%	299	45.1%	34.1%	23.2%
Education	0	0.0%	25.8%	26.5%	0	0.0%		

RG 0ie4 w []0 Tf 122.54 361.87

Texas Education Agency
 2022-23 Student Information (TAPR)
 OAK HILL EL (227901148) - AUSTIN ISD - TRAVIS COUNTY

Student Information	--Non-Special Education Rates--			---Special Education Rates---		
	Campus	District	State	Campus	District	State
Retention Rates by Grade:						
Kindergarten	2.1%	0.7%	1.5%	11.1%	2.4%	4.5%
Grade 1	3.8%	1.0%	2.5%	16.7%	1.4%	3.6%
Grade 2	1.0%	1.0%	1.6%	5.9%	2.1%	2.0%
Grade 3	0.0%	0.3%	0.8%	0.0%	0.7%	0.9%
Grade 4	0.0%	0.2%	0.5%	0.0%	0.3%	0.5%
Grade 5	0.0%	0.1%	0.3%	0.0%	0.4%	0.4%
Grade 6	-	0.2%	0.3%	-	0.7%	0.4%
Grade 7	-	0.2%	0.4%	-	0.0%	0.5%
Grade 8	-	0.1%	0.4%	-	0.7%	0.5%
Grade 9	-	3.0%	8.7%	-	5.3%	12.6%

Class Size Averages by Grade and Subject
 (Derived from teacher responsibility records):

Class Size Information	Campus	District	State
Elementary:			
Kindergarten	-	18.6	18.7
Grade 1	-	18.7	19.1
Grade 2	-	18.4	19.1
Grade 3	-	18.0	19.3
Grade 4	-	18.5	19.4
Grade 5	-	21.2	20.8
Grade 6	-	20.3	19.2
Secondary:			
English/Language Arts	-	17.1	16.2
Foreign Languages	-	20.0	18.8
Mathematics	-	18.5	17.5
Science	-	20.5	18.5
Social Studies	-	20.4	18.9

Texas Education Agency
 2022-23 Staff Information (TAPR)
 OAK HILL EL (227901148) - AUSTIN ISD - TRAVIS COUNTY

Staff Information	----- Campus -----		District	State
	Count/Average	Percent		
Number of Students per Teacher	17.4	n/a	16.5	14.8

Staff Information	Campus	District	State
Experience of Campus Leadership:			
Average Years Experience of Principals	8.0	5.4	6.1
Average Years Experience of Principals with District	8.0	5.1	5.3
Average Years Experience of Assistant Principals	1.5	5.0	5.2
Average Years Experience of Assistant Principals with District	1.5	4.4	4.4
Average Years Experience of Teachers:			
Average Years Experience of Teachers with District:	6.0	8.4	6.9
Average Teacher Salary by Years of Experience (regular duties only):			
Beginning Teachers	\$52,712	\$52,804	\$53,300
1-5 Years Experience			

