

2022-23 Texas Academic Performance Report (TAPR)

District Name: AUSTIN ISD

Campus Name: MENCHACA EL

Campus Number: 227901147

This page is intentionally blank.







Texas Education Agency
2022-23 Progress (TAPR)
MENCHACA EL (227901147) - AUSTIN ISD - TRAVIS COUNTY

	School Year	State	District	Campus	African American	Hispanic		American Indian	Asian	Pacific Islander	Two or More Races	Special Ed (Current)	Special Ed (Former)			
--	-------------	-------	----------	--------	------------------	----------	--	-----------------	-------	------------------	-------------------	----------------------	---------------------	--	--	--

Texas Education Agency
 2022-23 Bilingual Education/English as a Second Language (Current EB Students/EL) (TAPR)
 MENCHACA EL (227901147) - AUSTIN ISD - TRAVIS COUNTY

	School Year	State	District	Campus	Total Bilingual Education	BE-Trans Early Exit	BE-Trans Late Exit	BE-Dual Two-Way	BE-Dual One-Way	ALP Bilingual (Exception)	Total ESL	ESL Content-Based	ESL Pull-Out	ALP ESL (Waiver)	EB/EL with Parental Denial	Never EB/EL	Total EB/EL (Current)	Monitored & Former EB/EL
All Grades ELA/Reading	2023	35%	28%	33%	22%	-	-	*	-	0%	0%	0%	-	-	-	40%	14%	*
All Grades Mathematics	2023	40%	34%	30%	23%	-	-	*	-	11%	0%	0%	-	-	-	35%	17%	-

* Indicates results are masked due to small numbers to protect student confidentiality.
 - Indicates there are no students in the group.
 Blank cell indicates there are no data available in the group.



Texas Education Agency
 2022-23 STAAR Participation (TAPR)
 MENCHACA EL (227901147) - AUSTIN ISD - TRAVIS COUNTY

	State	District	Campus	African American	Hispanic	White	American Indian	Asian	Pacific Islander	Two or More Races	Special Ed (Current)	Special Ed (Former)	Continuously Enrolled	Non-Continuously Enrolled	Econ Disadv	EB & EL (Current & Monitored)
Not Included in Accountability: Other Exclusions	1%	1%	1%	0%	1%	0%	-	*	-	0%	0%	*	0%	3%	0%	3%
Not Tested	2%	4%	3%	0%	3%	6%	-	*	-	0%	5%	*	2%	6%	5%	0%
Absent	1%	4%	3%	0%	3%	6%	-	*	-	0%	5%	*	2%	6%	5%	0%
Other	0%	0%	0%	0%	0%	0%	-	*	-	0%	0%	*	0%	0%	0%	0%

* Indicates results are masked due to small numbers to protect student confidentiality.
 - Indicates there are no students in the group.

Texas Education Agency
 2022-23 Graduation Profile (TAPR)
 MENCHACA EL (227901147) - AUSTIN ISD - TRAVIS COUNTY

	Campus Count	Campus Percent	District Count	State Count
Graduatesf(2021-22 Annual Graduates)				
Total Graduates	-	-	4,605	368,686
By Ethnicity:				
African American	-	-	306	45,227
Hispanic	-	-	2,336	191,125
White	-	-	1,567	103,171
American Indian	-	-	7	1,159
Asian	-	-	228	18,794
Pacific Islander	-	-	5	569
Two or More Races	-	-	156	8,641
By Graduation Type:				
Minimum H.S. Program	-	-	1	433
Recommended H.S. Program/Distinguished Achievement Program	-	-	1	134
Foundation H.S. Program (No Endorsement)	-	-	475	51,023
Foundation H.S. Program (Endorsement)	-	-	84	14,179
Foundation H.S. Program (DLA)	-	-	4,044	302,917
Special Education Graduates	-	-	471	32,447
Economically Disadvantaged Graduates	-	-	1,881	194,571
Emergent Bilingual (EB)/English Learner (EL) Graduates	-	-	644	40,398
At-Risk Graduates	-	-	1,743	159,689
CTE Completers	-	-	1,260	107,502

Texas Education Agency
2022-23 CCMR-Related Indicators (TAPR)
MENCHACA EL (227901147) - AUSTIN ISD - TRAVIS COUNTY



There is no data for this campus.

Texas Education Agency
2022-23 Other Postsecondary Indicators (TAPR)
MENCHACA EL (227901147) - AUSTIN ISD - TRAVIS COUNTY

There is no data for this campus.

Texas Education Agency
 2022-23 Student Information (TAPR)
 MENCHACA EL (227901147) - AUSTIN ISD - TRAVIS COUNTY

Student Information	Membership				Enrollment			
	Campus		District	State	Campus		District	State
	Count	Percent			Count	Percent		
Students w/ Dyslexia	53	7.0%	6.9%	5.5%	53	7.0%	6.9%	5.5%
Foster Care	0	0.0%	0.1%	0.2%	0	0.0%	0.1%	0.2%
Homeless	5	0.7%	0.9%	1.3%	5	0.7%	0.9%	1.3%
Immigrant	35	4.6%	6.1%	2.2%	35	4.6%	6.1%	2.2%
Migrant	0	0.0%	0.0%	0.3%	0	0.0%	0.0%	0.3%
Title I	5	0.7%	48.5%	64.6%	5	0.7%	48.4%	64.6%



Texas Education Agency
2022-23 Student Information (TAPR)
MENCHACA EL (227901147) - AUSTIN ISD - TRAVIS COUNTY

Texas Education Agency
 2022-23 Staff Information (TAPR)
 MENCHACA EL (227901147) - AUSTIN ISD - TRAVIS COUNTY

Staff Information	----- Campus -----		District	State
	Count/Average	Percent		
Total Staff	59.5	100.0%	100.0%	100.0%
Professional Staff:	47.0	79.0%	61.5%	64.1%
Teachers	42.0	70.6%	48.3%	48.7%
Professional Support	2.0	3.4%	9.4%	10.9%
Campus Administration (School Leadership)	3.0	5.0%	3.3%	3.3%
Educational Aides:	12.5	21.0%	11.3%	11.3%
Librarians and Counselors (Headcount):				
Full-time Librarians	0.0	n/a	76.0	4,258.0
Part-time Librarians	0.0	n/a	26.0	646.0
Full-time Counselors	2.0	n/a	184.0	13,815.0
Part-time Counselors	0.0	n/a	7.0	1,240.0
Total Minority Staff:	28.0	47.1%	60.0%	53.2%
Teachers by Ethnicity:				
African American	1.0	2.4%	6.1%	11.8%
Hispanic	17.0	40.5%	34.9%	29.6%
White	24.0	57.1%	53.7%	

Texas Education Agency
 2022-23 Staff Information (TAPR)
 MENCHACA EL (227901147) - AUSTIN ISD - TRAVIS COUNTY

Staff Information	----- Campus -----		District	State
	Count/Average	Percent		
Number of Students per Teacher	18.0	n/a	16.5	14.8

Staff Information	Campus	District	State
Experience of Campus Leadership:			
Average Years Experience of Principals	9.0	5.4	6.1
Average Years Experience of Principals with District	9.0	5.1	5.3
Average Years Experience of Assistant Principals			

