

2022-23 Texas Academic Performance Report (TAPR)

District Name: AUSTIN ISD




Campus Name: WOOTEN EL

Campus Number: 227901144

This page is intentionally blank.





Texas Education Agency
2022-23 STAAR Performance (TAPR)
WOOTEN EL (227901144) - AUSTIN ISD - TRAVIS COUNTY



Texas Education Agency
 2022-23 STAAR Performance (TAPR)
 WOOTEN EL (227901144) - AUSTIN ISD - TRAVIS COUNTY

	School Year	State	District	Campus	African American	Hispanic	White	American Indian	Asian	Pacific Islander	Two or More Races	Special Ed (Current)	Special Ed (Former)	Continuously Enrolled	Non-Continuously Enrolled	Econ Disadv	EB & EL (Current & Monitored)
At Meets Grade Level or Above	2023	53%	56%	38%	17%	34%	55%	-	*	-	*						



Texas Education Agency
2022-23 STAAR Performance (TAPR)
WOOTEN EL (227901144) - AUSTIN ISD - TRAVIS COUNTY

School Year	State																
----------------	-------	--	--	--	--	--	--	--	--	--	--	--	--	--	--	--	--

Texas Education Agency
 2022-23 Bilingual Education/English as a Second Language (Current EB Students/EL) (TAPR)
 WOOTEN EL (227901144) - AUSTIN ISD - TRAVIS COUNTY

	School Year	State	District	Campus	Total Bilingual Education	BE-Trans Early Exit	BE-Trans Late Exit	BE-Dual Two-Way	BE-Dual One-Way	ALP Bilingual (Exception)	Total ESL	ESL Content-Based	ESL Pull-Out	ALP ESL (Waiver)	EB/EL with Parental Denial	Never EB/EL	Total EB/EL (Current)	Monitored & Former EB/EL
--	-------------	-------	----------	--------	---------------------------	---------------------	--------------------	-----------------	-----------------	---------------------------	-----------	-------------------	--------------	------------------	----------------------------	-------------	-----------------------	--------------------------

STAAR Performance Rate by Subject and Performance Level

All Grades All Subjects




Texas Education Agency
 2022-23 STAAR Participation (TAPR)
 WOOTEN EL (227901144) - AUSTIN ISD - TRAVIS COUNTY

	State	District	Campus	African American	Hispanic	White	American Indian	Asian	Pacific Islander	Two or More Races	Special Ed (Current)	Special Ed (Former)	Continuously Enrolled	Non-Continuously Enrolled	Econ Disadv	EB & EL (Current & Monitored)
Not Included in Accountability: Other Exclusions	1%	1%	2%	*	2%	-	-	-	-	-	0%	*	0%	13%	2%	2%
Not Tested	2%	4%	0%	*	0%	-	-	-	-	-	0%	*	0%	0%	0%	0%
Absent	1%	4%	0%	*	0%	-	-	-	-	-	0%	*	0%	0%	0%	0%
Other	0%	0%	0%	*	0%	-	-	-	-	-	0%	*	0%	0%	0%	0%

* Indicates results are masked due to small numbers to protect student confidentiality.
 - Indicates there are no students in the group.





There is no data for this campus.

Texas Education Agency
2022-23 CCMR-Related Indicators (TAPR)
WOOTEN EL (227901144) - AUSTIN ISD - TRAVIS COUNTY


There is no data for this campus.

Texas Education Agency
2022-23 Other Postsecondary Indicators (TAPR)
WOOTEN EL (227901144) - AUSTIN ISD - TRAVIS COUNTY

There is no data for this campus.

Texas Education Agency
2022-23 Student Information (TAPR)
WOOTEN EL (227901144) - AUSTIN ISD - TRAVIS COUNTY

Student Information	Membership				Enrollment			
	Campus				Campus			



Texas Education Agency
 2022-23 Student Information (TAPR)
 WOOTEN EL (227901144) - AUSTIN ISD - TRAVIS COUNTY

Student Information	Membership				Enrollment			
	Campus		District		Campus		District	
	Count	Percent	District	State	Count	Percent	District	State
Students w/ Dyslexia								5%
Foster Care								2%
Homeless								3%
Immigrant								2%
Migrant								3%
Title I				8.5%				6%
Military Connected			0.2%	3%				6%
At-Risk		4%	46.0%	53.3%				3%
Students by Instructional Level								
Bilingual/ESL Education	5	73.5%	34.2%	3.2%	25			2%
Career and Technical Education	0	0.0%	23.0%	6.5%	0			1%
Career and Technical Education	0	0.0%	6.0%	2.3%	0			
Gifted and Talented Education	7	2.0%	2.0%	3.2%	7	2.0%		
Special Education	71	20.5%	18.8%	16.6%	71	20.5%		
Total Students with Disabilities	71							
By Type of Primary Disability								
Students with Intellectual Disability	30	42.3%	44.1%					
Students with Physical Disability	26	36.6%	20.0%					
Students with Autism	**	**	13.0%	15.5%				


b207.18 36.Mo d 0 J 0 j 359.2 Students with Disabilities 17.18 36.0 J 2021-22 29.4 Disability; 0 d 1 J 1 j 0 d 0 J 0 j 120.81 293.18 0.28 13.1 re B* 0 d 1 J 1 j 0 d 040 0.000 rg/TT4 q80 0.000 i

Texas Education Agency
 2022-23 Student Information (TAPR)
 WOOTEN EL (227901144) - AUSTIN ISD - TRAVIS COUNTY

Student Information	--Non-Special Education Rates--			---Special Education Rates---		
	Campus	District	State	Campus	District	State
Retention Rates by Grade:						
Kindergarten	0.0%					

Texas Education Agency
 2022-23 Staff Information (TAPR)
 WOOTEN EL (227901144) - AUSTIN ISD - TRAVIS COUNTY

	----- Campus -----		District	State
Staff Information	Count/Average	Percent		
Total Staff	38.1	100.0%	100.0%	100.0%
Professional Staff:	29.1	76.4%	61.5%	64.1%
Teachers	25.1	65.9%	48.3%	48.7%
Professional Support	2.0	5.3%	9.4%	



Texas Education Agency
2022-23 Staff Information (TAPR)
WOOTEN EL (227901144) - AUSTIN ISD - TRAVIS COUNTY

	----- Campus -----			
Staff Information	Count/Average	Percent	District	State

Texas Education Agency
2022-23 Staff Information (TAPR)
WOOTEN EL (227901144) - AUSTIN ISD - TRAVIS COUNTY

- Indicates there is no data for the item.
- * Indicates results are masked due to small numbers.
- ** When only one student disability or assessment group is masked, then the second smallest student disability or assessment group is masked regardless of size.
- n/a Indicates data reporting is not applicable for this group.
- ? Indicates that the data for this item were statistically improbable or were reported outside a reasonable range.

Link to: [PEIMS Financial Standard Reports 2021-22 Financial Actual Report](#)

(To open link in a new window, press the "Ctrl" key and click on the link.)