

2022-23 Texas Academic Performance Report (TAPR)

District Name: AUSTIN ISD


Campus Name: REILLY EL

Campus Number: 227901132


This page is intentionally blank.




Texas Education Agency
 2022-23 STAAR Performance (TAPR)
 REILLY EL (227901132) - AUSTIN ISD - TRAVIS COUNTY

	School Year	State	District	Campus	African American	Hispanic	White	American Indian	Asian	Pacific Islander	Two or More Races	Special Ed (Current)	Special Ed (Former)	Continuously Enrolled	Non-Continuously Enrolled	Econ Disadv	EB & EL (Current & Monitored)
At Meets Grade Level or Above	2023	53%	56%	54%	-	36%											



Texas Education Agency
2022-23 Progress (TAPR)
REILLY EL (227901132) - AUSTIN ISD - TRAVIS COUNTY






Texas Education Agency
 2022-23 STAAR Participation (TAPR)
 REILLY EL (227901132) - AUSTIN ISD - TRAVIS COUNTY

	State	District	Campus	African American	Hispanic	White	American Indian	Asian	Pacific Islander	Two or More Races	Special Ed (Current)	Special Ed (Former)	Continuously Enrolled	Non-Continuously Enrolled	Econ Disadv	EB & EL (Current & Monitored)
Not Included in Accountability: Other Exclusions	1%	1%	5%	-	6%	0%	-	-	-	-	*	-	0%	*	9%	7%
Not Tested	2%	4%	0%	-	0%	0%	-	-	-	-	*	-	0%	*	0%	0%
Absent	1%	4%	0%	-	0%	0%	-	-	-	-	*	-	0%	*	0%	0%
Other	0%	0%	0%	-	0%	0%	-	-	-	-	*	-	0%	*	0%	0%

* Indicates results are masked due to small numbers to protect student confidentiality.
 - Indicates there are no students in the group.

Texas Education Agency
 2022-23 Attendance, Graduation, and Dropout Rates (TAPR)
 REILLY EL (227901132) - AUSTIN ISD - TRAVIS COUNTY

	State	District	Campus	African American	Hispanic	White	American Indian	Asian	Pacific Islander	Two or More Races	Special Ed	Econ Disadv	ES/EL
Class of 2022	84.3%	90.8%	-	-	-	-	-	-	-	-	-	-	-



33.8786.28 0.14 13.1 re B* [0 d 1 J 1 j 0.000 0.000 0.000 rg 0.000 0.000 0.000 RG 0.14 w [0 d 1 J 1 j BT /TT4 9.0 re B* [6.20G 9.45 Td (-)T] ET 0.808 0.855 0.894 rg 0.808 0.855 0.894 RG 0.1

There is no data for this campus.


Texas Education Agency
2022-23 Other Postsecondary Indicators (TAPR)
REILLY EL (227901132) - AUSTIN ISD - TRAVIS COUNTY

There is no data for this campus.

Texas Education Agency
 2022-23 Student Information (TAPR)
 REILLY EL (227901132) - AUSTIN ISD - TRAVIS COUNTY

Student Information	Membership				Enrollment			
	Campus		District	State	Campus		District	State
	Count	Percent			Count	Percent		
Students w/ Dyslexia	1	0.3%	6.9%	5.5%	1	0.3%	6.9%	5.5%
Foster Care	0	0.0%	0.1%	0.2%	0	0.0%	0.1%	0.2%
Homeless	0	0.0%	0.9%	1.3%	0	0.0%	0.9%	1.3%
Immigrant	26	7.6%	6.1%	2.2%	26	7.6%	6.1%	2.2%
Migrant	0	0.0%	0.0%	0.3%	0	0.0%	0.0%	0.3%
Title I	342	100.0%	48.5%	64.6%	344	100.0%	48.4%	64.6%
Military Connected	0	0.0%	0.2%	3.6%	0	0.0%	0.2%	3.6%
At-Risk	135	39.5%	46.9%	53.3%	135	39.2%	46.8%	53.3%
Students by Instructional Program:								
Bilingual/ESL Education	311	90.9%	34.2%	23.2%	313	91.0%	34.1%	23.2%
Career and Technical Education	0	0.0%	25.8%	26.5%	0	0.0%	25.8%	26.5%
Career and Technical Education (9-12 grades only)	0	0.0%	62.0%	72.3%	0	-	61.8%	72.2%
Gifted and Talented Education	36	10.5%	12.9%	8.2%	36	10.5%	12.9%	8.2%
Special Education	18	5.3%	13.8%	12.6%	18	5.2%	13.9%	12.7%

Students with Disabilities by Type of P 13.1 re *13.1 rw06.28 0.14 13.1 re B *D d 1 J1 j D d 0 Jj 649.15000 0.000 0.000 rg 0 1t11 r D d 1 J1 j D d 0 Jj 533.95 :



Texas Education Agency
2022-23 Staff Information (TAPR)
REILLY EL (227901132) - AUSTIN ISD - TRAVIS COUNTY

Texas Education Agency
2022-23 Staff Information (TAPR)
REILLY EL (227901132) - AUSTIN ISD - TRAVIS COUNTY

- Indicates there is no data for the item.
- * Indicates results are masked due to small numbers.
- **