

2022-23 Texas Academic Performance Report (TAPR)

District Name: AUSTIN ISD



Campus Name: MAPLEWOOD EL

Campus Number: 227901122

This page is intentionally blank.

Texas Education Agency
2022-23 STAAR Performance (TAPR)
MAPLEWOOD EL (227901122) - AUSTIN ISD - TRAVIS COUNTY

School Year	State	District	Campus	African American	Hispanic	White	American Indian	Asian	Pacific Islander	Two or More Races						
-------------	-------	----------	--------	------------------	----------	-------	-----------------	-------	------------------	-------------------	--	--	--	--	--	--




Texas Education Agency
 2022-23 STAAR Performance (TAPR)
 MAPLEWOOD EL (227901122) - AUSTIN ISD - TRAVIS COUNTY

	School Year	State	District	Campus	African American	Hispanic	White	American Indian	Asian	Pacific Islander	Two or More Races	Special Ed (Current)	Special Ed (Former)	Continuously Enrolled	Non-Continuously Enrolled	Econ Disadv	EB & EL (Current & Monitored)
At Meets Grade Level or Above	2023	53%	56%	68%	43%	45%	84%	-	*	-	86%	29%	60%	70%	62%	43%	9%
	2022	53%	57%	71%	32%	36%	88%	-	100%	-	100%	30%	83%	70%	80%	33%	10%
At Masters Grade Level	2023	20%	27%	40%	14%	16%	56%	-	*	-	50%	15%	40%	43%	19%	16%	0%
	2022	25%	31%	55%	11%	23%	71%	-	100%	-	83%	22%	50%	56%	45%	18%	10%
All Grades Mathematics																	
At Approaches Grade Level or Above	2023	75%	72%	75%	36%	53%	92%	-	*	-	86%	42%	80%	75%	69%	51%	55%
	2022	72%	70%	74%	42%	41%	90%	-	100%	-	100%	37%	83%	73%	80%	43%	20%
At Meets Grade Level or Above	2023	45%	45%	56%	21%	29%	77%	-	*	-	71%	27%	60%	60%	38%	30%	18%
	2022	42%	42%	55%	16%	27%	68%	-	80%								

Texas Education Agency
 2022-23 Bilingual Education/English as a Second Language (Current EB Students/EL) (TAPR)
 MAPLEWOOD EL (227901122) - AUSTIN ISD - TRAVIS COUNTY

	School Year	State	District	Campus	Total Bilingual Education	BE-Trans Early Exit	BE-Trans Late Exit	BE-Dual Two-Way	BE-Dual One-Way	ALP Bilingual (Exception)	Total ESL	ESL Content-Based	ESL Pull-Out	ALP ESL (Waiver)	EB/EL with Parental Denial	Never EB/EL	Total EB/EL (Current)	Monitored & Former EB/EL
All Grades ELA/Reading	2023	35%	28%	31%	*	-	-	*	-	-	*	*	-	-	-	32%	29%	-
All Grades Mathematics	2023	40%	34%	23%	*	-	-	*	-	-	*	*	-	-	-	18%	43%	-

* Indicates results are masked due to small numbers to protect student confidentiality.
 - Indicates there are no students in the group.
 Blank cell indicates there are no data available in the group.



Texas Education Agency
 2022-23 STAAR Participation (TAPR)
 MAPLEWOOD EL (227901122) - AUSTIN ISD - TRAVIS COUNTY

	State	District	Campus	African American	Hispanic	White	American Indian	Asian	Pacific Islander	Two or More Races	Special Ed (Current)	Special Ed (Former)	Continuously Enrolled	Non-Continuously Enrolled	Econ Disadv	EB & EL (Current & Monitored)
Not Included in Accountability: Other Exclusions	1%	1%	0%	0%	0%	0%	-	*	-	*	0%	*	0%	0%	0%	0%
Not Tested	2%	4%	2%	0%	7%	0%	-	*	-	*	0%	*	2%	0%	0%	0%
Absent	1%	4%	2%	0%	7%	0%	-	*	-	*	0%	*	2%	0%	0%	0%
Other	0%	0%	0%	0%	0%	0%	-	*	-	*	0%	*	0%	0%	0%	0%

* Indicates results are masked due to small numbers to protect student confidentiality.
 - Indicates there are no students in the group.





Texas Education Agency
 2022-23 Graduation Profile (TAPR)
 MAPLEWOOD EL (227901122) - AUSTIN ISD - TRAVIS COUNTY

	Campus Count	Campus Percent	District Count	State Count
Graduatesf(2021-22 Annual Graduates)				
Total Graduates	-	-	4,605	368,686
By Ethnicity:				
African American	-	-	306	45,227
Hispanic	-	-	2,336	191,125
White				




There is no data for this campus.

Texas Education Agency
2022-23 CCMR-Related Indicators (TAPR)
MAPLEWOOD EL (227901122) - AUSTIN ISD - TRAVIS COUNTY

There is no data for this campus.

Texas Education Agency
2022-23 Other Postsecondary Indicators (TAPR)
MAPLEWOOD EL (227901122) - AUSTIN ISD - TRAVIS COUNTY

There is no data for this campus.





Texas Education Agency
 2022-23 Student Information (TAPR)
 MAPLEWOOD EL (227901122) - AUSTIN ISD - TRAVIS COUNTY

Student Information	--Non-Special Education Rates--			---Special Education Rates---		
	Campus	District	State	Campus	District	State
Retention Rates by Grade:						
Kindergarten	1.9%	0.7%	1.5%	0.0%	2.4%	4.5%
Grade 1	0.0%	1.0%	2.5%	0.0%	1.4%	3.6%
Grade 2	2.0%	1.0%	1.6%	14.3%	2.1%	2.0%
Grade 3	1.7%	0.3%	0.8%	11.1%	0.7%	0.9%
Grade 4	0.0%	0.2%	0.5%	0.0%	0.3%	0.5%
Grade 5	0.0%	0.1%	0.3%	12.5%	0.4%	0.4%
Grade 6	-	0.2%	0.3%	-	0.7%	0.4%
Grade 7	-	0.2%	0.4%	-	0.0%	0.5%
Grade 8	-	0.1%	0.4%	-	0.7%	0.5%
Grade 9	-	3.0%	8.7%	-	5.3%	12.6%

Class Size Averages by Grade and Subject
 (Derived from teacher responsibility records):

Class Size Information	Campus	District	State
Elementary:			
Kindergarten	18.6	18.6	18.7
Grade 1	18.0	18.7	19.0
Grade 2	18.4	18.4	18.4
Grade 3	17.3	18.0	18.0
Grade 4	16.3	18.5	18.5

Texas Education Agency
2022-23 Staff Information (TAPR)
MAPLEWOOD EL (227901122) - AUSTIN ISD - TRAVIS COUNTY

- Indicates there is no data for the item.
- * Indicates results are masked due to small numbers.
- ** When only one student disability or assessment group is masked, then the second smallest student disability or assessment group is masked regardless of size.
- n/a Indicates data reporting is not applicable for this group.
- ? Indicates that the data for this item were statistically improbable or were reported outside a reasonable range.

Link to: [PEIMS Financial Standard Reports 2021-22 Financial Actual Report](#)

(To open link in a new window, press the "Ctrl" key and click on the link.)