

2022-23 Texas Academic Performance Report (TAPR)



District Name: AUSTIN ISD

This page is intentionally blank.

Texas Education Agency
2022-23 STAAR Performance (TAPR)
CUNNINGHAM EL (227901113) - AUSTIN ISD - TRAVIS COUNTY

| School Year | State | District | Campus | African American | Hispanic | White | American Indian | Asian | Pacific Islander | Two or More Races | Special Ed (Current) |
|-------------|-------|----------|--------|------------------|----------|-------|-----------------|-------|------------------|-------------------|----------------------|
|-------------|-------|----------|--------|------------------|----------|-------|-----------------|-------|------------------|-------------------|----------------------|





Texas Education Agency
 2022-23 Progress (TAPR)
 CUNNINGHAM EL (227901113) - AUSTIN ISD - TRAVIS COUNTY

| | School Year | State | District | Campus | African American | Hispanic | White | American Indian | Asian | Pacific Islander | Two or More Races | Special Ed (Current) | Special Ed (Former) | Continuously Enrolled | Non-Continuously Enrolled | Econ Disadv | EB/EL (Current & Monitored) |
|---------------------------------|-------------|-------|----------|--------|------------------|----------|-------|-----------------|-------|------------------|-------------------|----------------------|---------------------|-----------------------|---------------------------|-------------|-----------------------------|
| School Progress - Annual | | | | | | | | | | | | | | | | | |

Texas Education Agency
 2022-23 Bilingual Education/English as a Second Language (Current EB Students/EL) (TAPR)
 CUNNINGHAM EL (227901113) - AUSTIN ISD - TRAVIS COUNTY

| | | School Year | State | District | Campus | Total Bilingual Education | BE-Trans Early Exit | BE-Trans Late Exit | BE-Dual Two-Way | BE-Dual One-Way | ALP Bilingual (Exception) | Total ESL | ESL Content-Based | | | | | | |
|--|--|-------------|-------|----------|--------|---------------------------|---------------------|--------------------|-----------------|-----------------|---------------------------|-----------|-------------------|--|--|--|--|--|--|
|--|--|-------------|-------|----------|--------|---------------------------|---------------------|--------------------|-----------------|-----------------|---------------------------|-----------|-------------------|--|--|--|--|--|--|

| | | | | | | | | | | | | | | | | | | | |
|--|--|--|--|--|--|--|--|--|--|--|--|--|--|--|--|--|--|--|--|
| | | | | | | | | | | | | | | | | | | | |
|--|--|--|--|--|--|--|--|--|--|--|--|--|--|--|--|--|--|--|--|

| | | | | | | | | | | | | | | | | | | | |
|--|--|--|--|--|--|--|--|--|--|--|--|--|--|--|--|--|--|--|--|
| | | | | | | | | | | | | | | | | | | | |
|--|--|--|--|--|--|--|--|--|--|--|--|--|--|--|--|--|--|--|--|

| | | | | | | | | | | | | | | | | | | | |
|--|--|--|--|--|--|--|--|--|--|--|--|--|--|--|--|--|--|--|--|
| | | | | | | | | | | | | | | | | | | | |
|--|--|--|--|--|--|--|--|--|--|--|--|--|--|--|--|--|--|--|--|

| | | | | | | | | | | | | | | | | | | | |
|--|--|--|--|--|--|--|--|--|--|--|--|--|--|--|--|--|--|--|--|
| | | | | | | | | | | | | | | | | | | | |
|--|--|--|--|--|--|--|--|--|--|--|--|--|--|--|--|--|--|--|--|

| | | | | | | | | | | | | | | | | | | | |
|--|--|--|--|--|--|--|--|--|--|--|--|--|--|--|--|--|--|--|--|
| | | | | | | | | | | | | | | | | | | | |
|--|--|--|--|--|--|--|--|--|--|--|--|--|--|--|--|--|--|--|--|

| | | | | | | | | | | | | | | | | | | | |
|--|--|--|--|--|--|--|--|--|--|--|--|--|--|--|--|--|--|--|--|
| | | | | | | | | | | | | | | | | | | | |
|--|--|--|--|--|--|--|--|--|--|--|--|--|--|--|--|--|--|--|--|

Texas Education Agency
 2022-23 Bilingual Education/English as a Second Language (Current EB Students/EL) (TAPR)
 CUNNINGHAM EL (227901113) - AUSTIN ISD - TRAVIS COUNTY

| | School Year | State | District | Campus | Total Bilingual Education | BE-Trans Early Exit | BE-Trans Late Exit | | | | | | | | | | |
|--|-------------|-------|----------|--------|---------------------------|---------------------|--------------------|--|--|--|--|--|--|--|--|--|--|
|--|-------------|-------|----------|--------|---------------------------|---------------------|--------------------|--|--|--|--|--|--|--|--|--|--|

Texas Education Agency
 2022-23 STAAR Participation (TAPR)
 CUNNINGHAM EL (227901113) - AUSTIN ISD - TRAVIS COUNTY

| | State | District | Campus | African American | Hispanic | White | American Indian | Asian | Pacific Islander | Two or More Races | Special Ed (Current) | Special Ed (Former) | Continuously Enrolled | Non-Continuously Enrolled | Econ Disadv | EB & EL (Current & Monitored) |
|--------------------------------------------------|-------|----------|--------|------------------|----------|-------|-----------------|-------|------------------|-------------------|----------------------|---------------------|-----------------------|---------------------------|-------------|-------------------------------|
| 2023 STAAR Participation (All Grades) | | | | | | | | | | | | | | | | |
| All Tests | | | | | | | | | | | | | | | | |
| Assessment Participant | 99% | 97% | 99% | 100% | 98% | 100% | * | 100% | - | 100% | 97% | 100% | 99% | 100% | 100% | 100% |
| Included in Accountability | 93% | 91% | 95% | 100% | 95% | 98% | * | 44% | - | 100% | 94% | 100% | 97% | 88% | 96% | 93% |
| Not Included in Accountability: Mobile | 4% | 4% | 4% | 0% | 3% | 2% | * | 56% | - | 0% | 3% | 0% | 2% | 12% | 4% | 7% |
| Not Included in Accountability: Other Exclusions | 2% | 3% | 0% | 0% | 0% | 0% | * | 0% | - | 0% | 0% | 0% | 0% | 0% | 0% | 0% |
| Not Tested | 1% | 3% | 1% | 0% | 2% | 0% | * | 0% | - | 0% | 3% | 0% | 1% | 0% | 0% | 0% |
| Absent | 1% | 3% | 1% | 0% | 2% | 0% | * | 0% | - | 0% | 3% | 0% | 1% | 0% | 0% | 0% |
| Other | 0% | 0% | 0% | 0% | 0% | 0% | * | 0% | - | 0% | 0% | 0% | 0% | 0% | 0% | 0% |
| Reading | | | | | | | | | | | | | | | | |
| Assessment Participant | 99% | 97% | 99% | 100% | 99% | 100% | * | * | - | 100% | 98% | * | 99% | 100% | 100% | 100% |
| Included in Accountability | 92% | 89% | 96% | 100% | 96% | 98% | * | * | - | 100% | 95% | * | 97% | 89% | 98% | 92% |
| Not Included in Accountability: Mobile | 4% | 4% | 4% | 0% | 3% | 2% | * | * | - | 0% | 2% | * | 2% | 11% | 2% | 8% |
| Not Included in Accountability: Other Exclusions | 3% | 4% | 0% | 0% | 0% | 0% | * | * | - | 0% | 0% | * | 0% | 0% | 0% | 0% |
| Not Tested | 1% | 3% | 1% | 0% | 1% | 0% | * | * | - | 0% | 2% | * | 1% | 0% | 0% | 0% |
| Absent | 1% | 3% | 1% | 0% | 1% | 0% | * | * | - | 0% | 2% | * | 1% | 0% | 0% | 0% |
| Other | 0% | 0% | 0% | 0% | 0% | 0% | * | * | - | 0% | 0% | * | 0% | 0% | 0% | 0% |
| Mathematics | | | | | | | | | | | | | | | | |
| | | | | | | | | | | | | | | | | |
| | | | | | | | | | | | | | | | | |
| | | | | | | | | | | | | | | | | |
| | | | | | | | | | | | | | | | | |
| | | | | | | | | | | | | | | | | |



Texas Education Agency
 2022-23 STAAR Participation (TAPR)
 CUNNINGHAM EL (227901113) - AUSTIN ISD - TRAVIS COUNTY

| | State | District | Campus | African American | Hispanic | White | American Indian | Asian | Pacific Islander | Two or More Races | Special Ed (Current) | Special Ed (Former) | Continuously Enrolled | Non-Continuously Enrolled | Econ Disadv | EB & EL (Current & Monitored) |
|--------------------------------------------------|-------|----------|--------|------------------|----------|-------|-----------------|-------|------------------|-------------------|----------------------|---------------------|-----------------------|---------------------------|-------------|-------------------------------|
| Not Included in Accountability: Other Exclusions | 1% | 1% | 0% | * | 0% | 0% | - | * | - | * | 0% | * | 0% | 0% | 0% | 0% |
| Not Tested | 2% | 4% | 4% | * | 4% | 0% | - | * | - | * | 7% | * | 6% | 0% | 9% | 0% |
| Absent | 1% | 4% | 4% | * | 4% | 0% | - | * | - | * | 7% | * | 6% | 0% | 9% | 0% |
| Other | 0% | 0% | | | | | | | | | | | | | | |

Texas Education Agency
2022-23 Attendance, Graduation, and Dropout Rates (TAPR)
 CUNNINGHAM EL (227901113) - AUSTIN ISD - TRAVIS COUNTY

| | State | District | Campus | African American | Hispanic | White | American Indian | | | | | | |
|--|-------|----------|--------|------------------|----------|-------|-----------------|--|--|--|--|--|--|
| | | | | | | | | | | | | | |
| | | | | | | | | | | | | | |
| | | | | | | | | | | | | | |
| | | | | | | | | | | | | | |
| | | | | | | | | | | | | | |
| | | | | | | | | | | | | | |
| | | | | | | | | | | | | | |
| | | | | | | | | | | | | | |
| | | | | | | | | | | | | | |
| | | | | | | | | | | | | | |
| | | | | | | | | | | | | | |
| | | | | | | | | | | | | | |
| | | | | | | | | | | | | | |

Texas Education Agency
 2022-23 Graduation Profile (TAPR)
 CUNNINGHAM EL (227901113) - AUSTIN ISD - TRAVIS COUNTY

| | Campus Count | Campus Percent | District Count | State Count |
|------------------------------------------------------------|-----------------|-------------------|-------------------|----------------|
| Graduatesf(2021-22 Annual Graduates) | | | | |
| Total Graduates | - | - | 4,605 | 368,686 |
| By Ethnicity: | | | | |
| African American | - | - | 306 | 45,227 |
| Hispanic | - | - | 2,336 | 191,125 |
| White | - | - | 1,567 | 103,171 |
| American Indian | - | - | 7 | 1,159 |
| Asian | - | - | 228 | 18,794 |
| Pacific Islander | - | - | 5 | 569 |
| Two or More Races | - | - | 156 | 8,641 |
| By Graduation Type: | | | | |
| Minimum H.S. Program | - | - | 1 | 433 |
| Recommended H.S. Program/Distinguished Achievement Program | - | - | 1 | 134 |
| Foundation H.S. Program (No Endorsement) | - | - | 475 | 51,023 |
| Foundation H.S. Program (Endorsement) | - | - | 84 | 14,179 |
| Foundation H.S. Program (DLA) | - | - | 4,044 | 302,917 |
| | | | | |
| Special Education Graduates | - | - | 471 | 32,447 |
| Economically Disadvantaged Graduates | - | - | 1,881 | 194,571 |
| Emergent Bilingual (EB)/English Learner (EL) Graduates | - | - | 644 | 40,398 |
| At-Risk Graduates | - | - | 1,743 | 159,689 |
| CTE Completers | - | - | 1,260 | 107,502 |

There is no data for this campus.

Texas Education Agency
2022-23 CCMR-Related Indicators (TAPR)
CUNNINGHAM EL (227901113) - AUSTIN ISD - TRAVIS COUNTY

There is no data for this campus.

Texas Education Agency
2022-23 Other Postsecondary Indicators (TAPR)
CUNNINGHAM EL (227901113) - AUSTIN ISD - TRAVIS COUNTY

Texas Education Agency
2022-23 Student Information (TAPR)
CUNNINGHAM EL (227901113) - AUSTIN ISD - TRAVIS COUNTY

| | Membership | | | Enrollment | | | |
|--|------------|--|--|------------|--|--|--|
| | Campus | | | | | | |
| | | | | | | | |



Texas Education Agency
2022-23 Student Information (TAPR)
CUNNINGHAM EL (227901113) - AUSTIN ISD - TRAVIS COUNTY

| Student Information | Membership | | | | Enrollment | | | |
|-----------------------------------------------------------|------------|---------|----------|-------|------------|---------|----------|-------|
| | Campus | | District | State | Campus | | District | State |
| | Count | Percent | | | Count | Percent | | |
| Students w/ Dyslexia | 14 | 3.8% | 6.9% | 5.5% | 14 | 3.8% | 6.9% | 5.5% |
| Foster Care | 0 | 0.0% | 0.1% | 0.2% | 0 | 0.0% | 0.1% | 0.2% |
| Homeless | 2 | 0.5% | 0.9% | 1.3% | 2 | 0.5% | 0.9% | 1.3% |
| Immigrant | 5 | 1.4% | 6.1% | 2.2% | 6 | 1.6% | 6.1% | 2.2% |
| Migrant | 0 | 0.0% | 0.0% | 0.3% | 0 | 0.0% | 0.0% | 0.3% |
| Title I | 64 | 17.4% | 48.5% | 64.6% | 64 | 17.3% | 48.4% | 64.6% |
| Military Connected | 1 | 0.3% | 0.2% | 3.6% | 1 | 0.3% | 0.2% | 3.6% |
| At-Risk | 99 | 26.9% | 46.9% | 53.3% | 99 | 26.8% | 46.8% | 53.3% |
| Students by Instructional Program: | | | | | | | | |
| Bilingual/ESL Education | 64 | 17.4% | 34.2% | 23.2% | 64 | 17.3% | 34.1% | 23.2% |
| Career and Technical Education | 0 | 0.0% | 25.8% | 26.5% | 0 | 0.0% | 25.8% | 26.5% |
| Career and Technical Education (9-12 grades only) | 0 | 0.0% | 62.0% | 72.3% | 0 | - | 61.8% | 72.2% |
| Gifted and Talented Education | 29 | 7.9% | 12.9% | 8.2% | 29 | 7.8% | 12.9% | 8.2% |
| Special Education | 76 | 20.7% | 13.8% | 12.6% | 77 | 20.8% | 13.9% | 12.7% |
| Students with Disabilities by Type of Primary Disability: | | | | | | | | |
| Total Students with Disabilities | 76 | | | | | | | |
| By Type of Primary Disability | | | | | | | | |
| Students with Intellectual Disabilities | 17 | 22.4% | 49.3% | 44.1% | | | | |
| Students with Physical Disabilities | 20 | 26.3% | 18.9% | 20.0% | | | | |




Texas Education Agency
 2022-23 Staff Information (TAPR)
 CUNNINGHAM EL (227901113) - AUSTIN ISD - TRAVIS COUNTY

| Staff Information | ----- Campus ----- | | District | State |
|-------------------------------------------|--------------------|---------|----------|----------|
| | Count/Average | Percent | | |
| Total Staff | 40.1 | 100.0% | 100.0% | 100.0% |
| Professional Staff: | 29.1 | 72.6% | 61.5% | 64.1% |
| Teachers | 25.1 | 62.6% | 48.3% | 48.7% |
| Professional Support | 2.0 | 5.0% | 9.4% | 10.9% |
| Campus Administration (School Leadership) | 2.0 | 5.0% | 3.3% | 3.3% |
| Educational Aides: | 11.0 | 27.4% | 11.3% | 11.3% |
| Librarians and Counselors (Headcount): | | | | |
| Full-time Librarians | 1.0 | n/a | 76.0 | 4,258.0 |
| Part-time Librarians | 0.0 | n/a | 26.0 | 646.0 |
| Full-time Counselors | 1.0 | n/a | 184.0 | 13,815.0 |
| Part-time Counselors | 0.0 | | | |

Texas Education Agency
 2022-23 Staff Information (TAPR)
 CUNNINGHAM EL (227901113) - AUSTIN ISD - TRAVIS COUNTY

| Staff Information | ----- Campus ----- | | District | State |
|--------------------------------|--------------------|---------|----------|-------|
| | Count/Average | Percent | | |
| Number of Students per Teacher | 14.7 | n/a | 16.5 | 14.8 |

| Staff Information | Campus | District | State |
|----------------------------------------------------------------|--------|----------|-------|
| Experience of Campus Leadership: | | | |
| Average Years Experience of Principals | 2.0 | 5.4 | 6.1 |
| Average Years Experience of Principals with District | 2.0 | 5.1 | 5.3 |
| Average Years Experience of Assistant Principals | 8.0 | 5.0 | 5.2 |
| Average Years Experience of Assistant Principals with District | 8.0 | 4.4 | 4.4 |
| Average Years Experience of Teachers: | | | |
| | 10.7 | 10.8 | |



Texas Education Agency
2022-23 Staff Information (TAPR)
CUNNINGHAM EL (227901113) - AUSTIN ISD - TRAVIS COUNTY

- Indicates there is no data for the item.
- * Indicates results are masked due to small numbers.
- ** When only one student disability or assessment group is masked, then the second smallest student disability or assessment group is masked regardless of size.
- n/a Indicates data reporting is not applicable for this group.
- ? Indicates that the data for this item were statistically improbable or were reported outside a reasonable range.

Link to: [PEIMS Financial Standard Reports 2021-22 Financial Actual Report](#)

(To open link in a new window, press the "Ctrl" key and click on the link.)