



2022-23 Texas Academic Performance Report (TAPR)

District Name: AUSTIN ISD

Campus Name: CASIS EL

Campus Number: 227901112

This page is intentionally blank.




Texas Education Agency
2022-23 STAAR Performance (TAPR)
CASIS EL (227901112) - AUSTIN ISD - TRAVIS COUNTY

	School Year	State	District	Campus	African American	Hispanic	White	American Indian	Asian	Pacific Islander	Two or More Races	Special Ed (Current)	Special Ed (Former)	Continuously Enrolled	Non-Continuously Enrolled	Econ Disadv	EB & EL (Current & Monitored)
Reading and Mathematics Including EOC	2023	38%	44%	67%	*	86%	62%	-	*	-	*	33%	*	68%	63%	*	*
	2022	36%	40%	70%	*	60%	72%	-	*	-	*	44%	60%	69%	71%	56%	60%
Reading Including EOC	2023	48%	55%	78%	*	100%	74%	-	*	-	*	33%	*	77%	79%	*	*
	2022	54%	61%	87%	*	85%	88%	-	*	-	*	78%	60%	85%	91%	78%	80%
Math Including EOC	2023	48%	51%	70%	*	86%	66%	-	*	-	*	33%	*	72%	63%	*	*
	2022	43%	45%	74%	*	60%	76%	-	*	-	*	44%	80%	72%	77%	56%	60%
5th Graders																	
Reading and Mathematics	2023	43%	48%	84%	*	74%	86%	-	*	-	*	44%	*	84%	83%	80%	40%
	2022	41%	46%	75%	*	73%	76%	-	*	-	60%	56%	*	74%	77%	*	*
Reading and Mathematics Including EOC	2023	43%	48%	84%	*	74%	86%	-	*	-	*	44%	*	84%	83%	80%	40%
	2022	41%	46%	75%	*	73%	76%	-	*	-	60%	56%	*	74%	77%	*	*
Reading Including EOC	2023	57%	62%	94%	*	79%	97%	-	*	-	*	56%	*	94%	93%	90%	60%
	2022	58%	65%	89%	*	87%	91%	-	*	-	80%	89%	*	90%	86%	*	*
Math Including EOC	2023	51%	53%	86%	*	79%	87%	-	*	-	*	67%	*	86%	86%	80%	60%
	2022	48%	51%	76%	*	80%	77%	-	*	-	60%	56%	*	75%	83%	*	*
3rd - 8th Graders																	
Reading and Mathematics	2023	37%	40%	70%	*	73%	68%	-	83%	-	87%	39%	89%	69%	75%	67%	56%
	2022	34%	37%	70%	*	68%	69%	-	71%	-	86%	46%	75%	69%	73%	50%	63%
Reading and Mathematics Including EOC	2023	39%	43%	70%	*	73%	68%	-	83%	-	87%	39%	89%	69%	75%	67%	56%
	2022	36%	39%	70%	*	68%	69%	-	71%	-	86%	46%	75%	69%	73%	50%	63%
Reading Including EOC	2023	53%	57%	83%	*	82%	83%	-	100%	-	87%	43%	89%	83%	85%	86%	78%
	2022	53%	58%	87%	*	85%	88%	-	86%	-	93%	71%	75%	86%	89%	75%	75%
Math Including EOC	2023	47%	48%	75%	*	76%	73%	-	83%	-	100%	48%	89%	74%	78%	67%	67%
	2022	43%	44%	73%	*	73%	72%	-	71%	-	86%	46%	88%	71%	78%	56%	75%

* Indicates result 08 40.03 0.14 re B* [0 d 1 J 1 j [0 d 0 J 0 j .894 rgRG 0.14 w [0 d 1 J 1 j [0 d 0 J 0 j 720.28 153.79 49.68 0.28 re B* [0 d 1 J 1 j [0 d

Texas Education Agency
 2022-23 Progress (TAPR)
 CASIS EL (227901112) - AUSTIN ISD - TRAVIS COUNTY

	School Year	State	District	Campus	African American	Hispanic	White	American Indian	Asian	Pacific Islander	Two or More Races	Special Ed (Current)	Special Ed (Former)	Continuously Enrolled	Non-Continuously Enrolled	Econ Disadv	EB/EL (Current & Monitored)
School Progress - Annual																	



	State	District	Campus	African American	Hispanic	White	American Indian	Asian	Pacific Islander	Two or More Races	Special Ed (Current)	Special Ed (Former)	Continuously Enrolled	Non-Continuously Enrolled	Econ Disadv	EB & EL (Current & Monitored)
Not Included in Accountability: Other Exclusions	1%	1%	0%	*	0%	0%				0%	0%	*	0%	0%	0%	*
Not Tested	2%		5%	*		6%										

Texas Education Agency
 2022-23 Graduation Profile (TAPR)
 CASIS EL (227901112) - AUSTIN ISD - TRAVIS COUNTY

	Campus Count	Campus Percent	District Count	State Count
Graduatesf(2021-22 Annual Graduates)				
Total Graduates	-	-	4,605	368,686



There is no data for this campus.

There is no data for this campus.

Texas Education Agency
2022-23 Other Postsecondary Indicators (TAPR)
CASIS EL (227901112) - AUSTIN ISD - TRAVIS COUNTY

There is no data for this campus.

Texas Education Agency
 2022-23 Student Information (TAPR)
 CASIS EL (227901112) - AUSTIN ISD - TRAVIS COUNTY

Student Information	--Non-Special Education Rates--			---Special Education Rates---		
	Campus	District	State	Campus	District	State

--	--	--	--

Texas Education Agency
2022-23 Staff Information (TAPR)
CASIS EL (227901112) - AUSTIN ISD - TRAVIS COUNTY

- Indicates there is no data for the item.
- * Indicates results are masked due to small numbers.
- ** When only one student disability or assessment group is masked, then the second smallest student disability or assessment group is masked regardless of size.
- n/a Indicates data reporting is not applicable for this group.
- ? Indicates that the data for this item were statistically improbable or were reported outside a reasonable range.

Link to: [PEIMS Financial Standard Reports 2021-22 Financial Actual Report](#)

(To open link in a new window, press the "Ctrl" key and click on the link.)