

2022-23 Texas Academic Performance Report (TAPR)

District Name: AUSTIN ISD

Campus Name: BLANTON EL

Campus Number: 227901106

This page is intentionally blank.

Races

Texas Education Agency
2022-23 STAAR Performance (TAPR)
BLANTON EL (227901106) - AUSTIN ISD - TRAVIS COUNTY

School
Year

State

District

Campus

African
American

Hispanic

White


American
Indian

Asian

Pacific


Texas Education Agency
2022-23 STAAR Performance (TAPR)
BLANTON EL (227901106) - AUSTIN ISD - TRAVIS COUNTY

School Year	State	District	Campus	African American	Hispanic	White	American Indian	Asian	Pacific Islander	Two or More Races	Special Ed (Current)	Special Ed (Former)	Continuously Enrolled			
-------------	-------	----------	--------	------------------	----------	-------	-----------------	-------	------------------	-------------------	----------------------	---------------------	-----------------------	--	--	--



Texas Education Agency
 2022-23 Bilingual Education/English as a Second Language (Current EB Students/EL) (TAPR)
 BLANTON EL (227901106) - AUSTIN ISD - TRAVIS COUNTY

	School Year	State	District	Campus	Total Bilingual Education	BE-Trans Early Exit	BE-Trans Late Exit	BE-Dual Two-Way	BE-Dual One-Way	ALP Bilingual (Exception)	Total ESL							
--	-------------	-------	----------	--------	---------------------------	---------------------	--------------------	-----------------	-----------------	---------------------------	-----------	--	--	--	--	--	--	--





Texas Education Agency
 2022-23 Graduation Profile (TAPR)
 BLANTON EL (227901106) - AUSTIN ISD - TRAVIS COUNTY

	Campus Count	Campus Percent	District Count	State Count
Graduatesf(2021-22 Annual Graduates)				
Total Graduates	-	-	4,605	368,686
By Ethnicity:				
African American	-	-	306	45,227
Hispanic	-	-	2,336	191,125
White	-	-	1,567	103,171
American Indian	-	-	7	1,159
Asian	-	-	228	18,794
Pacific Islander				





Texas Education Agency
2022-23 CCMR-Related Indicators (TAPR)
BLANTON EL (227901106) - AUSTIN ISD - TRAVIS COUNTY

There is no data for this campus.

Texas Education Agency
2022-23 Other Postsecondary Indicators (TAPR)
BLANTON EL (227901106) - AUSTIN ISD - TRAVIS COUNTY

There is no data for this campus.

Texas Education Agency
2022-23 Student Information (TAPR)



Texas Education Agency
2022-23 Student Information (TAPR)
BLANTON EL (227901106) - AUSTIN ISD - TRAVIS COUNTY

Student Information	Membership				Enrollment			
	Campus		District	State	Campus		District	State
	Count	Percent			Count	Percent		
Students w/ Dyslexia	31	5.0%	6.9%	5.5%	31	5.0%	6.9%	5.5%
Foster Care	0	0.0%	0.1%	0.2%	0	0.0%	0.1%	0.2%
Homeless	4	0.6%	0.9%	1.3%	4	0.6%	0.9%	1.3%
Immigrant	21	3.4%	6.1%	2.2%	21	3.4%	6.1%	2.2%
Migrant	0	0.0%	0.0%	0.3%	0	0.0%	0.0%	0.3%
Title I	172	27.8%	48.5%	64.6%	173	27.9%	48.4%	64.6%
Military Connected	0	0.0%	0.2%	3.6%	0	0.0%	0.2%	3.6%
At-Risk	182	29.4%	46.9%	53.3%	182	29.4%	46.8%	53.3%
Students by Instructional Program:								
Bilingual/ESL Education	375	60.6%	34.2%	23.2%	375	60.5%	34.1%	23.2%
Career and Technical Education	0	0.0%	25.8%	26.5%	0	0.0%	25.8%	26.5%
Career and Technical Education (9-12 grades only)	0	0.0%	62.0%	72.3%	0	-	61.8%	72.2%
Gifted and Talented Education	47	7.6%	12.9%	8.2%	47	7.6%	12.9%	8.2%
Special Education	62	10.0%	13.8%	12.6%	62	10.0%	13.9%	12.7%
Students with Disabilities by Type of Primary Disability:								
Total Students with Disabilities	62							
By Type of Primary Disability								
Students with Intellectual Disabilities	23	37.1%	49.3%	44.1%				
Students with Physical Disabilities	24	38.7%	18.9%	20.0%				
Students with Autism	10	16.1%	13.7%	15.5%				
Students with Behavioral Disabilities	5	8.1%	17.2%	18.8%				
Students with Non-Categorical Early Childhood	0	0.0%	1.0%	1.6%				
Mobility (2021-22):								
Total Mobile Students	110	21.6%	17.9%	16.8%				
By Ethnicity:								
African American	19	3.7%						

3.7% 19

Total Students with Disabilities



Texas Education Agency
 2022-23 Staff Information (TAPR)
 BLANTON EL (227901106) - AUSTIN ISD - TRAVIS COUNTY

Staff Information	----- Campus -----		District	State
	Count/Average	Percent		
Number of Students per Teacher	15.7	n/a	16.5	14.8

Staff Information	Campus	District	State
Experience of Campus Leadership:			
Average Years Experience of Principals	3.0	5.4	6.1
Average Years Experience of Principals with District	3.0	5.1	5.3
Average Years Experience of Assistant Principals	4.5	5.0	5.2
Average Years Experience of Assistant Principals with District	4.5	4.4	4.4
Average Years Experience of Teachers:			
Average Years Experience of Teachers with District:	5.9	8.4	6.9
Average Teacher Salary by Years of Experience (regular duties only):			
Beginning Teachers	\$53,628	\$52,804	\$53,300
1-5 Years Experience	\$54,615	\$55,611	\$56,516
6-10 Years Experience	\$56,795	\$58,286	\$59,732
11-20 Years Experience	\$59,198	\$59,544	\$63,389
21-30 Years Experience - State	\$59,301	\$63,581	

Experience

Texas Education Agency
2022-23 Staff Information (TAPR)
BLANTON EL (227901106) - AUSTIN ISD - TRAVIS COUNTY

- Indicates there is no data for the item.
- * Indicates results are masked due to small numbers.
- ** When only one student disability or assessment group is masked, then the second smallest student disability or assessment group is masked regardless of size.
- n/a Indicates data reporting is not applicable for this group.
- ? Indicates that the data for this item were statistically improbable or were reported outside a reasonable range.

Link to: [PEIMS Financial Standard Reports 2021-22 Financial Actual Report](#)

(To open link in a new window, press the "Ctrl" key and click on the link.)