

# 2022-23 Texas Academic Performance Report (TAPR)

District Name: AUSTIN ISD

Campus Name: SADLER MEANS YWLA

Campus Number: 227901065

This page is intentionally blank.

Texas Education Agency  
 2022-23 STAAR Performance (TAPR)  
 SADLER MEANS YWLA (227901065) - AUSTIN ISD - TRAVIS COUNTY

	School Year	State	District	Campus	African American	Hispanic	White	American Indian	Asian	Pacific Islander	Two or More Races	Special Ed (Current)	Special Ed (Former)	Continuously Enrolled	Non-Continuously Enrolled	Econ Disadv	EB EL (Current & Monitored)
STAAR Performance Rates by Tested Grade, Subject, and Performance Level																	
Grade 6 Reading																	
At Approaches Grade Level or Above	2023	77%	75%	38%	47%	34%	*	-	-	-	-	19%	*	34%	55%	41%	34%
	2022	70%	69%	45%	69%	39%	100%	*	40%								



Texas Education Agency  
2022-23 STAAR Performance (TAPR)  
SADLER MEANS YWLA (227901065) - AUSTIN ISD - TRAVIS COUNTY

School Year	State	District	Campus	African American	Hispanic	White	American Indian	Asian	Pacific Islander	Two or More Races	Special Ed (Current)	Special Ed (Former)	Continuously Enrolled	Non-Continuously Enrolled	Econ Disadv
-------------	-------	----------	--------	------------------	----------	-------	-----------------	-------	------------------	-------------------	----------------------	---------------------	-----------------------	---------------------------	-------------





Texas Education Agency  
 2022-23 Progress (TAPR)  
 SADLER MEANS YWLA (227901065) - AUSTIN ISD - TRAVIS COUNTY

	School Year	State	District	Campus	African American	Hispanic	White	American Indian	Asian	Pacific Islander	Two or More Races	Special Ed (Current)	Special Ed (Former)	Continu-			
--	-------------	-------	----------	--------	------------------	----------	-------	-----------------	-------	------------------	-------------------	----------------------	---------------------	----------	--	--	--





Texas Education Agency  
2022-23 Bilingual Education/English as a Second Language (Current EB Students/EL) (TAPR)  
SADLER MEANS YWLA (227901065) - AUSTIN ISD - TRAVIS COUNTY

	School Year	State	District	Campus	Total Bilingual Education	BE-Trans Early Exit	BE-Trans Late Exit	BE-Dual Two-Way	BE-Dual										
--	-------------	-------	----------	--------	---------------------------	---------------------	--------------------	-----------------	---------	--	--	--	--	--	--	--	--	--	--

--	--	--	--	--	--	--	--	--	--	--	--	--	--	--	--	--	--	--	--


--	--	--	--	--	--	--	--	--	--	--	--	--	--	--	--	--	--	--	--

--	--	--	--	--	--	--	--	--	--	--	--	--	--	--	--	--	--	--	--

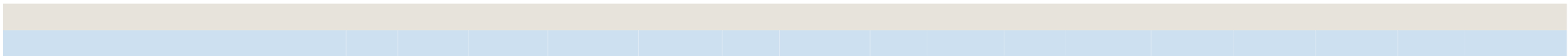


--	--	--	--	--	--	--	--	--	--	--	--	--	--	--	--	--	--	--	--

--	--	--	--	--	--	--	--	--	--	--	--	--	--	--	--	--	--	--	--
























There is no data for this campus.



Texas Education Agency  
2022-23 Student Information (TAPR)  
SADLER MEANS YWLA (227901065) - AUSTIN ISD - TRAVIS COUNTY


	Membership			Enrollment			
	Campus						



Texas Education Agency  
2022-23 Student Information (TAPR)  
SADLER MEANS YWLA (227901065) - AUSTIN ISD - TRAVIS COUNTY


2022-23 Staff Information (TAPR)  
SADLER MEANS YWLA (227901065) - AUSTIN ISD - TRAVIS COUNTY

		----- Campus -----			
Staff Information		Count/Average	Percent	District	State
Professional Staff:		24.0	85.7%	61.5%	64.1%
Teachers		17.9	64.1%	48.3%	48.7%





Texas Education Agency  
 2022-23 Staff Information (TAPR)  
 SADLER MEANS YWLA (227901065) - AUSTIN ISD - TRAVIS COUNTY

Staff Information	----- Campus -----		District	State
	Count/Average	Percent		
Number of Students per Teacher	18.0	n/a	16.5	14.8

Staff Information	Campus	District	State
<b>Experience of Campus Leadership:</b>			
Average Years Experience of Principals	3.0	5.4	6.1
Average Years Experience of Principals with District	3.0	5.1	5.3
Average Years Experience of Assistant Principals	5.0	5.0	5.2
Average Years Experience of Assistant Principals with District	4.0	4.4	4.4
<b>Average Years Experience of Teachers:</b>			
Average Years Experience of Teachers	7.4	10.8	11.0
Average Years Experience of Teachers with District:	4.6	8.4	6.9
<b>Average Teacher Salary by Years of Experience (regular duties only):</b>			
Beginning Teachers	\$52,191	\$52,804	\$53,300
1-5 Years Experience	\$55,367	\$55,611	\$56,516
6-10 Years Experience	\$57,021	\$58,286	\$59,732
11-20 Years Experience	\$57,326	\$59,544	\$63,389
21-30 Years Experience	\$63,843	\$63,581	\$67,876
Over 30 Years Experience	-	\$72,794	\$72,560
<b>Average Actual Salaries (regular duties only):</b>			
Teachers	\$56,742	\$58,510	\$60,717
Professional Support	\$67,843	\$75,879	\$72,022
Campus Administration (School Leadership)	\$94,205	\$90,917	\$85,167
<b>Instructional Staff Percent:</b>			
Instructional Staff Percent:	n/a	61.6%	65.1%
<b>Contracted Instructional Staff (not incl. above):</b>			
Contracted Instructional Staff (not incl. above):	0.0	0.0	2,105.4

Program Information	----- Campus -----		District	State
	Count	Percent		
<b>Teachers by Program (population served):</b>				
Bilingual/ESL Education	0.8	4.2%		

Texas Education Agency  
2022-23 Staff Information (TAPR)  
SADLER MEANS YWLA (227901065) - AUSTIN ISD - TRAVIS COUNTY

- Indicates there is no data for the item.
- \* Indicates results are masked due to small numbers.
- \*\* When only one student disability or assessment group is masked, then the second smallest student disability or assessment group is masked regardless of size.
- n/a Indicates data reporting is not applicable for this group.
- ? Indicates that the data for this item were statistically improbable or were reported outside a reasonable range.

Link to: [PEIMS Financial Standard Reports 2021-22 Financial Actual Report](#)  
(To open link in a new window, press the "Ctrl" key and click on the link.)