

# 2022-23 Texas Academic Performance Report (TAPR)

District Name: AUSTIN ISD

Campus Name: GARCIA YMLA

Campus Number: 227901064

This page is intentionally blank.






Texas Education Agency  
 2022-23 Student Performance (TAPPS)  
 GARCIA YML (2024) - AUSTIN ISD - TRAVIS

	School Year	State	District	Caribbean	American Indian	Hispanic	White	American Indian	Pacific Islander	More Races	Special Ed (Current)	Special Ed (Former)	Continuously Enrolled	Econ Disadv	EB EL (Current & Monitored)	
At Meets Grade Level or Above	2023	43%	39%			50%	61%	*	*	*	*	*	3%	*	57%	64%
	2022	43%	38%							*	*	*	4%	*	40%	33%
At Masters Grade Level	2023	23%	23%						*	*	*	*	3%	*	17%	23%
	2022	27%	24%							*	*	*	2%	*	3%	4%

All Grades All Subjects  
 At Approaches Grade Level or Above



Additional content area containing various graphical elements, including a small red square and several horizontal bars, possibly representing a legend or additional data points.

Texas Education Agency  
 2022-23 STAAR Performance (TAPR)  
 GARCIA YMLA (227901064) - AUSTIN ISD - TRAVIS COUNTY

	School Year	State	District	Campus	African American	Hispanic	White	American Indian	Asian	Pacific Islander	Two or More Races	Special Ed (Current)	Special Ed (Former)	Continuously Enrolled	Non-Continuously Enrolled	Econ Disadv	EB EL (Current & Monitored)
At Masters Grade Level	2023	18%	22%	1%	0%	2%	*	-	-	*	*	6%	*	2%	0%	0%	2%
	2022	21%	24%	7%	6%	6%	*	*	-	-	*	17%	-	6%	11%	7%	8%

All Grades Social Studies











Texas Education Agency  
 2022-23 Bilingual Education/English as a Second Language (Current EB Students/EL) (TAPR)  
 GARCIA YMLA (227901064) - AUSTIN ISD - TRAVIS COUNTY

	School Year	State	District	Campus	Total Bilingual Education	BE-Trans Early Exit	BE-Trans Late Exit	BE-Dual Two-Way	BE-Dual One-Way	ALP Bilingual (Exception)	Total ESL	ESL Content-							
--	-------------	-------	----------	--------	---------------------------	---------------------	--------------------	-----------------	-----------------	---------------------------	-----------	--------------	--	--	--	--	--	--	--














Texas Education Agency  
2022-23 Attendance, Graduation, and Dropout Rates (TAPR)  
GARCIA YMLA (227901064) - AUSTIN ISD - TRAVIS COUNTY







Texas Education Agency  
 2022-23 Graduation Profile (TAPR)  
 GARCIA YMLA (227901064) - AUSTIN ISD - TRAVIS COUNTY

	Campus Count	Campus Percent	District Count	State Count
Graduatesf(2021-22 Annual Graduates)				
Total Graduates	-	-	4,605	368,686
<b>By Ethnicity:</b>				
African American	-	-	306	45,227
Hispanic	-	-	2,336	191,125
White	-	-	1,567	103,171
American Indian	-	-	7	1,159
Asian	-	-	228	18,794
Pacific Islander	-	-	5	569
Two or More Races	-	-	156	8,641
<b>By Graduation Type:</b>				
Minimum H.S. Program	-	-	1	433
Recommended H.S. Program/Distinguished Achievement Program	-	-	1	134
Foundation H.S. Program (No Endorsement)	-	-	475	51,023
Foundation H.S. Program (Endorsement)	-	-	84	14,179
Foundation H.S. Program (DLA)	-	-	4,044	302,917
<b>Special Education Graduates</b>				
Special Education Graduates	-	-	471	32,447
Economically Disadvantaged Graduates	-	-	1,881	194,571
Emergent Bilingual (EB)/English Learner (EL) Graduates	-	-	644	40,398
At-Risk Graduates	-	-	1,743	159,689
CTE Completers	-	-	1,260	107,502

There is no data for this campus.

There is no data for this campus.

Texas Education Agency  
2022-23 Other Postsecondary Indicators (TAPR)  
GARCIA YMLA (227901064) - AUSTIN ISD - TRAVIS COUNTY

There is no data for this campus.



Texas Education Agency  
 2022-23 Student Information (TAPR)  
 GARCIA YMLA (227901064) - AUSTIN ISD - TRAVIS COUNTY

Student Information	Membership				Enrollment			
	Campus		District	State	Campus		District	State
	Count	Percent			Count	Percent		
Students w/ Dyslexia	27	10.5%	6.9%	5.5%	27	10.5%	6.9%	5.5%
Foster Care	0	0.0%	0.1%	0.2%	0	0.0%	0.1%	0.2%
Homeless	1	0.4%	0.9%	1.3%	1	0.4%	0.9%	1.3%
Immigrant	10	3.9%	6.1%	2.2%	10	3.9%	6.1%	2.2%
Migrant	1	0.4%	0.0%	0.3%	1	0.4%	0.0%	0.3%
Title I	257	100.0%	48.5%	64.6%	257	100.0%	48.4%	64.6%
Military Connected	0	0.0%	0.2%	3.6%	0	0.0%	0.2%	3.6%
At-Risk	227	88.3%	46.9%	53.3%	227	88.3%	46.8%	53.3%
Students by Instructional Program:								
Bilingual/ESL Education	166	64.6%	34.2%	23.2%	166	64.6%	34.1%	23.2%
Career and Technical Education	134	52.1%	25.8%	26.5%	134	52.1%	25.8%	26.5%
Career and Technical Education (9-12 grades only)	0	0.0%	62.0%	72.3%	0	-	61.8%	72.2%
Gifted and Talented Education	43	16.7%	12.9%	8.2%	43	16.7%	12.9%	8.2%
Special Education	60	23.3%	13.8%	12.6%	60	23.3%	13.9%	12.7%
Students with Disabilities by Type of Primary Disability:								
Total Students with Disabilities	60							
By Type of Primary Disability								
Students with Intellectual Disabilities	38	63.3%	49.3%	44.1%				
Students with Physical Disabilities	*	*	18.9%	20.0%				
Students with Autism	**	**	13.7%	15.5%				
Students with Behavioral Disabilities	13	21.7%	17.2%					

Texas Education Agency  
2022-23 Student Information (TAPR)  
GARCIA YMLA (227901064) - AUSTIN ISD - TRAVIS COUNTY

		---Special Education Rates---				

Texas Education Agency  
 2022-23 Staff Information (TAPR)  
 GARCIA YMLA (227901064) - AUSTIN ISD - TRAVIS COUNTY




Staff Information	Count/Average	Percent	District	State
Total Staff	27.5	100.0%	100.0%	100.0%
Professional Staff:	22.5	81.8%	61.5%	64.1%
Teachers	18.5	67.3%	48.3%	48.7%
Professional Support	2.0	7.3%	9.4%	10.9%
Campus Administration (School Leadership)	2.0	7.3%	3.3%	3.3%
Educational Aides:	5.0	18.2%	11.3%	11.3%
Librarians and Counselors (Headcount):				
Full-time Librarians	0.0	n/a	76.0	4,258.0
Part-time Librarians	0.0	n/a	26.0	646.0
Full-time Counselors	2.0	n/a	184.0	13,815.0
Part-time Counselors	0.0	n/a	7.0	1,240.0
Total Minority Staff:	22.5	81.9%	60.0%	53.2%
Teachers by Ethnicity:				
African American	8.0	43.1%	6.1%	11.8%
Hispanic	7.5	40.7%	34.9%	29.6%
White	3.0	16.2%	53.7%	54.9%
American Indian	0.0	0.0%	0.2%	0.3%
Asian	0.0	0.0%	3.4%	2.0%
Pacific Islander	0.0	0.0%	0.0%	0.1%
Two or More Races	0.0	0.0%	1.7%	1.2%
Teachers by Sex:				
Males	11.5	62.3%	27.5%	24.4%
Females	7.0			
Teachers by Highest				



Texas Education Agency  
 2022-23 Staff Information (TAPR)  
 GARCIA YMLA (227901064) - AUSTIN ISD - TRAVIS COUNTY

	----- Campus -----		District	State
Staff Information	Count/Average	Percent		
Number of Students per Teacher	13.9	n/a	16.5	14.8

Staff Information	Campus	District	State
Experience of Campus Leadership:			
Average Years Experience of Principals	6.0	5.4	6.1
Average Years Experience of Principals with District	6.0	5.1	5.3
Average Years Experience of Assistant Principals	1.0	5.0	5.2
Average Years Experience of Assistant Principals with District	1.0	4.4	4.4



Texas Education Agency  
2022-23 Staff Information (TAPR)  
GARCIA YMLA (227901064) - AUSTIN ISD - TRAVIS COUNTY

- Indicates there is no data for the item.
- \* Indicates results are masked due to small numbers.
- \*\* When only one student disability or assessment group is masked, then the second smallest student disability or assessment group is masked regardless of size.
- n/a Indicates data reporting is not applicable for this group.
- ? Indicates that the data for this item were statistically improbable or were reported outside a reasonable range.

Link to: [PEIMS Financial Standard Reports 2021-22 Financial Actual Report](#)  
(To open link in a new window, press the "Ctrl" key and click on the link.)