

# 2022-23 Texas Academic Performance Report (TAPR)

District Name: AUSTIN ISD

Campus Name: DOBIE MIDDLE

Campus Number: 227901055

This page is intentionally blank.





Texas Education Agency  
 2022-23 STAAR Performance (TAPR)  
 DOBIE MIDDLE (227901055) - AUSTIN ISD - TRAVIS COUNTY


	School Year	State	District	Campus	African American	Hispanic	White	American Indian	Asian	Pacific Islander	Two or More Races	Special Ed (Current)	Special Ed (Former)	Continuously Enrolled	Non-Continuously Enrolled	Econ Disadv	EB EL (Current & Monitored)
At Meets Grade Level or Above	2023	43%	39%	7%	*	5%	*	-	-	-	*	-	-	5%	14%	4%	6%
	2022	43%	38%	17%	*	17%	*	-	-	-	-	-	-	18%	*	17%	16%
At Masters Grade Level	2023	23%	23%	0%	*	0%	*	-	-	-	*	-	-	0%	0%	0%	0%
	2022	27%	24%	4%	*	5%	*	-	-	-	-	-	-	4%	*	4%	3%
All Grades All Subjects																	
At Approaches Grade Level or Above	2023	76%	74%	39%	37%	39%	40%	-	58%	*	44%	27%	50%	42%	35%	39%	38%
	2022	74%	73%	38%	40%	38%	29%										





Texas Education Agency  
2022-23 Progress (TAPR)  
DOBIE MIDDLE (227901055) - AUSTIN ISD - TRAVIS COUNTY

	School Year	State	District	Campus	African American	Hispanic	White	American Indian	Asian	Pacific Islander	Two or More Races						
--	-------------	-------	----------	--------	------------------	----------	-------	-----------------	-------	------------------	-------------------	--	--	--	--	--	--







Texas Education Agency  
 2022-23 Bilingual Education/English as a Second Language (Current EB Students/EL) (TAPR)  
 DOBIE MIDDLE (227901055) - AUSTIN ISD - TRAVIS COUNTY


	School Year	State	District	Campus	Total Bilingual Education	BE-Trans Early Exit	BE-Trans Late Exit	BE-Dual Two-Way	BE-Dual One-Way	ALP Bilingual (Exception)	Total ESL	ESL Content-Based	ESL Pull-Out	ALP ESL (Waiver)	EB/EL with Parental Denial	Never EB/EL	Total EB/EL (Current)	Monitored & Former EB/EL
At Masters Grade Level	2023	27%	35%	3%	*	-	-	*	-	-	2%	-	0%	17%	-	7%	2%	*
	2022	30%	35%	2%	-	-	-	-	-	-	2%	-	2%	-	-	2%	2%	5%
School Progress - Annual Growth																		
All Grades Both Subjects	2023	64%	64%	35%	16%	-	-	26%	-	15%	35%	-	37%	34%	-	42%	32%	40%
All Grades ELA/Reading	2023	63%	63%	33%	9%	-	-	19%	-	7%	34%	-	34%	34%	-	42%	31%	40%
All Grades Mathematics	2023	66%	64%	36%	24%	-	-	32%	-	23%	36%	-	39%	33%	-	41%	34%	40%
School Progress - Accelerated Learning																		
All Grades Both Subjects	2023	38%	31%	17%	8%	-	-	33%	-	3%	16%	-	19%	11%	-	22%	15%	*
All Grades ELA/Reading	2023	35%	28%	19%	5%	-	-	20%	-	0%	18%	-	20%	17%	-	27%	17%	-
All Grades Mathematics	2023	40%	34%	15%	11%	-	-	*	-	6%	14%	-	18%	6%	-	19%	13%	*

\* Indicates results are masked due to small numbers to protect student confidentiality.  
 - Indicates there are no students in the group.  
 Blank cell indicates there are no data available in the group.

















There is no data for this campus.



Texas Education Agency  
2022-23 Other Postsecondary Indicators (TAPR)  
DOBIE MIDDLE (227901055) - AUSTIN ISD - TRAVIS COUNTY

There is no data for this campus.



Texas Education Agency  
 2022-23 Student Information (TAPR)  
 DOBIE MIDDLE (227901055) - AUSTIN ISD - TRAVIS COUNTY

Student Information	Membership				Enrollment			
	Campus		District	State	Campus		District	State
	Count	Percent			Count	Percent		
Students w/ Dyslexia	46	7.4%	6.9%	5.5%	46	7.4%	6.9%	5.5%
Foster Care	0	0.0%	0.1%	0.2%	0	0.0%	0.1%	0.2%
Homeless	5	0.8%	0.9%	1.3%	5	0.8%	0.9%	1.3%
Immigrant	80	12.9%	6.1%	2.2%	80	12.9%	6.1%	2.2%
Migrant	0	0.0%	0.0%	0.3%	0	0.0%	0.0%	0.3%
Title I	618	100.0%	48.5%	64.6%	618	100.0%	48.4%	64.6%
Military Connected	0	0.0%	0.2%	3.6%	0	0.0%	0.2%	3.6%
At-Risk	573	92.7%	46.9%	53.3%	573	92.7%	46.8%	53.3%
Students by Instructional Program:								
Bilingual/ESL Education	453	73.3%	34.2%	23.2%	453	73.3%	34.1%	23.2%
Career and Technical Education	279	45.1%	25.8%	26.5%	279	45.1%	25.8%	26.5%
Career and Technical Education (9-12 grades only)	0	0.0%	62.0%	72.3%	0	-	61.8%	72.2%
Gifted and Talented Education	30	4.9%	12.9%	8.2%	30	4.9%	12.9%	8.2%
Special Education	111	18.0%	13.8%	12.6%	111	18.0%	13.9%	12.7%
Students with Disabilities by Type of Primary Disability:								
Total Students with Disabilities	111							
By Type of Primary Disability								
Students with Intellectual Disabilities	84	75.7%	49.3%	44.1%				
Students with Physical Disabilities	6	5.4%	18.9%	20.0%				


30  
18.0%

SNB Categories with Physical Disabilities Autism



20.8%  
12.0%

Texas Education Agency  
2022-23 Student Information (TAPR)  
DOBIE MIDDLE (227901055) - AUSTIN ISD - TRAVIS COUNTY





Texas Education Agency  
 2022-23 Staff Information (TAPR)  
 DOBIE MIDDLE (227901055) - AUSTIN ISD - TRAVIS COUNTY

Staff Information	----- Campus -----		District	State
	Count/Average	Percent		
Number of Students per Teacher	15.4	n/a	16.5	14.8

Staff Information	Campus	District	State
<b>Experience of Campus Leadership:</b>			
Average Years Experience of Principals	2.0	5.4	6.1
Average Years Experience of Principals with District	1.0	5.1	5.3
Average Years Experience of Assistant Principals	4.0	5.0	5.2
Average Years Experience of Assistant Principals with District	4.0	4.4	4.4
<b>Average Years Experience of Teachers:</b>			
Average Years Experience of Teachers	7.6	10.8	11.0
Average Years Experience of Teachers with District:	4.3	8.4	6.9
<b>Average Teacher Salary by Years of Experience (regular duties only):</b>			
Beginning Teachers	\$53,702	\$52,804	\$53,300
1-5 Years Experience	\$55,915	\$55,611	\$56,516
6-10 Years Experience	\$60,254	\$58,286	\$59,732
11-20 Years Experience	\$58,926	\$59,544	\$63,389
21-30 Years Experience	\$63,262	\$63,581	\$67,876
Over 30 Years Experience	\$71,322	\$72,560	\$72,560
<b>Average Actual Salaries (regular duties only):</b>			
Teachers		\$510	\$60,717
Professional Support		\$5,879	\$72,022
Campus Administration (School Leadership)			

Texas Education Agency  
2022-23 Staff Information (TAPR)  
DOBIE MIDDLE (227901055) - AUSTIN ISD - TRAVIS COUNTY

- Indicates there is no data for the item.
- \* Indicates results are masked due to small numbers.
- \*\* When only one student disability or assessment group is masked, then the second smallest student disability or assessment group is masked regardless of size.
- n/a Indicates data reporting is not applicable for this group.
- ? Indicates that the data for this item were statistically improbable or were reported outside a reasonable range.

Link to: [PEIMS Financial Standard Reports 2021-22 Financial Actual Report](#)

(To open link in a new window, press the "Ctrl" key and click on the link.)