


2022-23 Texas Academic Performance Report (TAPR)


District Name: AUSTIN ISD

Campus Name: LAMAR MIDDLE

Campus Number: 227901045

This page is intentionally blank.





Texas Education Agency

2023 STAAR Performance (

LAMAR COUNTY (227901045) - AUSTIN ISD - TRAVIS COUNTY


	School Year	State	District	Campus	Hispanic	White	American Indian	Asian	Two or More Races	Special Ed (Former)	Continuously Enrolled	Non-Continuously Enrolled	Econ Disadv	EB EL (Current & Monitored)
At Meets Grade Level or Above	2023	43%	39%	85%	84%	84%	-	100%	92%	*	84%	90%	74%	59%
	2022	43%	38%	78%	71%	81%	-	*	75%	*	79%	70%	69%	60%
At Masters Grade Level	2023	23%	23%	62%	61%	60%	-	100%	75%	*	60%	74%	47%	41%
	2022	27%	24%	58%	46%	64%	-	*	50%	*	61%	48%	38%	10%
All Grades All Subjects														
At Approaches Grade Level or Above	2023	76%	74%	89%	80%	95%	63%	94%	94%	88%	89%	87%	70%	69%
	2022	74%	73%	87%	74%	94%	*	89%	91%	96%	87%	87%	64%	57%
At Meets Grade Level or Above	2023	49%	51%	71%	55%	80%	38%	85%	67%	71%	71%	67%	43%	41%
	2022	48%	50%	64%	46%	75%	*	79%	68%	78%	64%	63%	33%	26%

At Masters Grade Level: 2023: 23%, 23%, 62%, 61%, 60%, - 100%, 75%, 75%, 60%, 74%, 47%, 41%
 2022: 27%, 24%, 58%, 46%, 64%, - *, 50%, 50%, 48%, 38%, 10%



Texas Education Agency
 2022-23 Progress (TAPR)
 LAMAR MIDDLE (227901045) - AUSTIN ISD - TRAVIS COUNTY


	School Year	State	District	Campus	African American	Hispanic	White	American Indian	Asian	Pacific Islander	Two or More Races	Special Ed (Current)	Special Ed (Former)	Continuously Enrolled	Non-Continuously Enrolled	Econ Disadv	EB/EL (Current & Monitored)
School Progress - Annual																	



Texas Education Agency
 2022-23 Bilingual Education/English as a Second Language (Current EB Students/EL) (TAPR)
 LAMAR MIDDLE (227901045) - AUSTIN ISD - TRAVIS COUNTY

	School Year	State	District	Campus	Total Bilingual Education	BE-Trans Early Exit	BE-Trans Late Exit	BE-Dual Two-Way	BE-Dual One-Way	ALP Bilingual (Exception)	Total ESL							
--	-------------	-------	----------	--------	---------------------------	---------------------	--------------------	-----------------	-----------------	---------------------------	-----------	--	--	--	--	--	--	--





Texas Education Agency
2022-23 STAAR Participation (TAPR)
LAMAR MIDDLE (227901045) - AUSTIN ISD - TRAVIS COUNTY

	State	District	Campus	African American	Hispanic	White	American Indian	Asian	Pacific Islander	Two or More Races						
--	-------	----------	--------	------------------	----------	-------	-----------------	-------	------------------	-------------------	--	--	--	--	--	--

--	--	--	--	--	--	--	--	--	--	--	--	--	--	--	--	--

--	--	--	--	--	--	--	--	--	--	--	--	--	--	--	--	--

--	--	--	--	--	--	--	--	--	--	--	--	--	--	--	--	--

--	--	--	--	--	--	--	--	--	--	--	--	--	--	--	--	--



--	--	--	--	--	--	--	--	--	--	--	--	--	--	--	--	--

--	--	--	--	--	--	--	--	--	--	--	--	--	--	--	--	--

--	--	--	--	--	--	--	--	--	--	--	--	--	--	--	--	--

Texas Education Agency
2022-23 Attendance, Graduation, and Dropout Rates (TAPR)
LAMAR MIDDLE (227901045) - AUSTIN ISD - TRAVIS COUNTY

2022-23 Attendance, Graduation, and Dropout Rates (TAPR)																			
2022-23			2021-22			2020-21			2019-20			2018-19							
State	District	Elementary	Middle	High	State	District	Elementary	Middle	High	State	District	Elementary	Middle	High	State	District	Elementary	Middle	High



Texas Education Agency
 2022-23 Graduation Profile (TAPR)
 LAMAR MIDDLE (227901045) - AUSTIN ISD - TRAVIS COUNTY

	Campus Count	Campus Percent	District Count	State Count
Graduates(2021-22 Annual Graduates)				
Total Graduates	-	-	4,605	368,686
By Ethnicity:				
African American	-	-	306	45,227
Hispanic	-	-	2,336	191,125
White	-	-	1,567	103,171
American Indian	-	-	7	1,159
Asian	-	-	228	18,794
Pacific Islander	-	-	5	569
Two or More Races	-	-	156	8,641
By Graduation Type:				
Minimum H.S. Program	-	-	1	433
Recommended H.S. Program/Distinguished Achievement Program	-	-	-	-

188,874

- - -





There is no data for this campus.

Texas Education Agency
2022-23 Other Postsecondary Indicators (TAPR)
LAMAR MIDDLE (227901045) - AUSTIN ISD - TRAVIS COUNTY

There is no data for this campus.

Texas Education Agency
2022-23 Student Information (TAPR)
LAMAR MIDDLE (227901045) - AUSTIN ISD - TRAVIS COUNTY

Membership									



Texas Education Agency
2022-23 Student Information (TAPR)

Texas Education Agency
2022-23 Staff Information (TAPR)
LAMAR MIDDLE (227901045) - AUSTIN ISD - TRAVIS COUNTY

		----- Campus -----		
Staff Information	Count/Average			

Texas Education Agency
 2022-23 Staff Information (TAPR)
 LAMAR MIDDLE (227901045) - AUSTIN ISD - TRAVIS COUNTY

Staff Information	----- Campus -----		District	State
	Count/Average	Percent		
Number of Students per Teacher	20.1	n/a	16.5	14.8

Staff Information	Campus	District	State
Experience of Campus Leadership:			
Average Years Experience of Principals	3.0	5.4	6.1
Average Years Experience of Principals with District	3.0	5.1	5.3
Average Years Experience of Assistant Principals	8.0	8.0	8.0

Staff Information

Staff Information

Texas Education Agency
2022-23 Staff Information (TAPR)
LAMAR MIDDLE (227901045) - AUSTIN ISD - TRAVIS COUNTY

- Indicates there is no data for the item.
- * Indicates results are masked due to small numbers.
- ** When only one student disability or assessment group is masked, then the second smallest student disability or assessment group is masked regardless of size.
- n/a Indicates data reporting is not applicable for this group.
- ? Indicates that the data for this item were statistically improbable or were reported outside a reasonable range.