


# 2022-23 Texas Academic Performance Report (TAPR)

District Name: AUSTIN ISD

Campus Name: KEALING MIDDLE

Campus Number: 227901044

This page is intentionally blank.












Texas Education Agency  
2022-23 Progress (TAPR)







Texas Education Agency  
2022-23 Bilingual Education/English as a Second Language (Current EB Students/EL) (TAPR)  
KEALING MIDDLE (227901044) - AUSTIN ISD - TRAVIS COUNTY

School  
Year

State

District

Campus

Total  
Bilingual  
Education





Texas Education Agency  
 2022-23 STAAR Participation (TAPR)  
 KEALING MIDDLE (227901044) - AUSTIN ISD - TRAVIS COUNTY

	State	District	Campus	African American	Hispanic	White	American Indian	Asian	Pacific Islander	Two or More Races	Special Ed (Current)	Special Ed (Former)	Continuously Enrolled	Non-Continuously Enrolled	Econ Disadv	EB EL (Current & Monitored)
Not Included	0.14	0.14	0.14	0.14	0.14	0.14	0.14	0.14	0.14	0.14	0.14	0.14	0.14	0.14	0.14	0.14

--	--	--	--	--	--	--	--	--	--	--	--	--	--	--	--	--

--	--	--	--	--	--	--	--	--	--	--	--	--	--	--	--	--

--	--	--	--	--	--	--	--	--	--	--	--	--	--	--	--	--

--	--	--	--	--	--	--	--	--	--	--	--	--	--	--	--	--



Texas Education Agency  
 2022-23 Attendance, Graduation, and Dropout Rates (TAPR)  
 KEALING MIDDLE (227901044) - AUSTIN ISD - TRAVIS COUNTY

	State	District	Campus	African American	Hispanic	White	American Indian	Asian	Pacific Islander	Two or More Races	Special Ed	Econ Disadv	EB/EL
Graduates, TxCHSE, and Continuers	93.7%	97.6%	-	-	-	-	-	-	-	-	-	-	-
<b>Class of 2020</b>													
Graduated	92.2%	96.7%	-	-	-	-	-	-	-	-	-	-	-
Received TxCHSE	0.5%	0.3%	-	-	-	-	-	-	-	-	-	-	-
Continued HS	1.1%	0.4%	-	-	-	-	-	-	-	-	-	-	-
Dropped Out	6.2%	2.7%	-	-	-	-	-	-	-	-	-	-	-
Graduates and TxCHSE	92.7%	96.9%	-	-	-	-	-	-	-	-	-	-	-
Graduates, TxCHSE, and Continuers	93.8%	97.3%	-	-	-	-	-	-	-	-	-	-	-
<b>6-Year Extended Longitudinal Rate (Gr 9-12)</b>													
<b>Class of 2020</b>													
Graduated	92.7%	96.8%	-	-	-	-	-	-	-	-	-	-	-
Received TxCHSE	0.5%	0.3%	-	-	-	-	-	-	-	-	-	-	-
Continued HS	0.5%	0.2%	-	-	-	-	-	-	-	-	-	-	-
Dropped Out	6.2%	2.6%	-	-	-	-	-	-	-	-	-	-	-
Graduates and TxCHSE	93.2%	97.2%	-	-	-	-	-	-	-	-	-	-	-
Graduates, TxCHSE, and Continuers	93.8%	97.4%	-	-	-	-	-	-	-	-	-	-	-
<b>Class of 2019</b>													
Graduated	92.6%	96.6%	-	-	-	-	-	-	-	-	-	-	-

Class



Texas Education Agency  
 2022-23 Attendance, Graduation, and Dropout Rates (TAPR)  
 KEALING MIDDLE (227901044) - AUSTIN ISD - TRAVIS COUNTY

	State	District	Campus	African American	Hispanic	White	American Indian	Asian	Pacific Islander	Two or More Races	Special Ed	Econ Disadv	EB/EL
Class of 2022	84.3%	90.8%	-	-	-	-	-	-	-	-	-	-	-
Class of 2021	81.9%	89.7%	-	-	-	-	-	-	-	-	-	-	-
RHSP/DAP/FHSP-E/FHSP-DLA Graduates (Longitudinal Rate)													
Class of 2022	88.0%	92.2%	-	-	-	-	-	-	-	-	-	-	-

13.1 h6 34.7 0.28 re B\* D d




Texas Education Agency  
 2022-23 Graduation Profile (TAPR)  
 KEALING MIDDLE (227901044) - AUSTIN ISD - TRAVIS COUNTY

	Campus Count	Campus Percent	District Count	State Count
Graduates€(2021-22 Annual Graduates)				
Total Graduates	-	-	4,605	368,686
<b>By Ethnicity:</b>				
African American	-	-	306	45,227
Hispanic	-	-	2,336	191,125
White	-	-	1,567	103,171
American Indian	-	-	7	1,159
Asian	-	-	228	18,794
Pacific Islander				



There is no data for this campus.

Texas Education Agency  
2022-23 CCMR-Related Indicators (TAPR)  
KEALING MIDDLE (227901044) - AUSTIN ISD - TRAVIS COUNTY


There is no data for this campus.





Texas Education Agency  
 2022-23 Student Information (TAPR)  
 KEALING MIDDLE (227901044) - AUSTIN ISD - TRAVIS COUNTY

Student Information	Membership				Enrollment			
	Campus			District	Campus			
	Count	Percent						



Texas Education Agency  
 2022-23 Student Information (TAPR)  
 KEALING MIDDLE (227901044) - AUSTIN ISD - TRAVIS COUNTY

Student Information	--Non-Special Education Rates--			---Special Education Rates---		
	Campus	District	State	Campus	District	State
Retention Rates by Grades						
Kindergarten		0.7%	1.5%			





Texas Education Agency  
 2022-23 Staff Information (TAPR)  
 KEALING MIDDLE (227901044) - AUSTIN ISD - TRAVIS COUNTY

	----- Campus -----			
Staff Information	Count/Average	Percent	District	State
Number of Students per Teacher	18.1	n/a	16.5	14.8

Staff Information				

--	--	--	--	--

--	--	--	--	--

--	--	--	--	--

--	--	--	--	--

--	--	--	--	--

Texas Education Agency  
2022-23 Staff Information (TAPR)  
KEALING MIDDLE (227901044) - AUSTIN ISD - TRAVIS COUNTY

- Indicates there is no data for the item.
- \* Indicates results are masked due to small numbers.
- \*\* When only one student disability or assessment group is masked, then the second smallest student disability or assessment group is masked regardless of size.
- n/a Indicates data reporting is not applicable for this group.
- ? Indicates that the data for this item were statistically improbable or were reported outside a reasonable range.

Link to: [PEIMS Financial Standard Reports 2021-22 Financial Actual Report](#)  
(To open link in a new window, press the "Ctrl" key and click on the link.)