

2022-23 Texas Academic Performance Report (TAPR)

District Name: AUSTIN ISD

Campus Name: RICHARDS SCH FOR YOUNG WOMEN LEADERS



Campus Number: 227901028

This page is intentionally blank.



Texas Education Agency
2022-23 STAAR Performance (TAPR)
RICHARDS SCH FOR YOUNG WOMEN LEADERS (227901028) - AUSTIN ISD - TRAVIS COUNTY

	School Year																
--	----------------	--	--	--	--	--	--	--	--	--	--	--	--	--	--	--	--



Texas Education Agency
2022-23 STAAR Performance (TAPR)
RICHARDS SCH FOR YOUNG WOMEN LEADERS (227901028) - AUSTIN ISD - TRAVIS COUNTY

School
Year

State

District

Campus

African
American

Hispanic

White

American
Indian


Asian

Pacific
Islander

Two
or
More
Races

Texas Education Agency
2022-23 STAAR Performance (TAPR)
RICHARDS SCH FOR YOUNG WOMEN LEADERS (227901028) - AUSTIN ISD - TRAVIS COUNTY

School Year	State	District	Campus	African American	Hispanic	White	American Indian												
-------------	-------	----------	--------	------------------	----------	-------	-----------------	--	--	--	--	--	--	--	--	--	--	--	--



Texas Education Agency
2022-23 STAAR Performance (TAPR)
 RICHARDS SCH FOR YOUNG WOMEN LEADERS (227901028) - AUSTIN ISD - TRAVIS COUNTY

	School Year	State	District	Campus	African American	Hispanic	White	American Indian	Asian	Pacific Islander	Two or More Races	Special Ed (Current)	Special Ed (Former)	Continuously Enrolled	Non-Continuously Enrolled	Econ Disadv	EB €EL (Current & Monitored)
Reading Including EOC	2023	55%	56%	79%	50%	63%	97%	*	100%	-	100%	25%	*	82%	53%	63%	58%
	2022	56%	58%	81%	100%	68%	100%	-	*	-	*	*	*	83%	71%	63%	65%
Math Including EOC	2023	43%	44%	52%	33%	33%	75%	*	67%	-	50%	13%	*	53%	43%	31%	28%
	2022	37%	36%	44%	40%	26%	71%	-	*	-	*	*	*	44%	42%	29%	25%
8th Graders																	
Reading and Mathematics	2023	31%	32%	36%	*	31%	56%	-	*	-	*	0%	*	38%	27%	20%	21%
	2022	27%	29%	37%	*	33%	40%	-	*	-	*	0%	*	39%	22%	32%	50%
Reading and Mathematics Including EOC	2023	44%	45%	63%	*	51%	83%	-	*	-	*	0%	*	65%	50%	45%	42%
	2022	41%	41%	62%	*	46%	73%	*	100%	-	88%	0%	*	61%	65%	45%	63%
Reading Including EOC	2023	58%	59%	83%	*	72%	100%	-	*	-	*	40%	*	85%	72%	67%	69%
	2022	58%	59%	89%	*	85%	92%	*	100%	-	100%	67%	*	91%	80%	81%	81%
Math Including EOC	2023	51%	50%	64%	*	54%	83%	-	*	-	*	0%	*	65%	56%	48%	47%
	2022	48%	45%	64%	*	49%	75%	*	100%	-	88%	0%	*	64%	65%	49%	67%
3rd - 8th Graders																	
Reading and Mathematics	2023	37%	40%	48%	20%	35%	69%	*	60%	-	64%	17%	*	49%	42%	28%	26%
	2022	34%	37%	36%	8%	24%	52%	*	55%	-	70%	0%	0%	37%	30%	22%	25%
Reading and Mathematics Including EOC	2023	39%	43%	55%	24%	42%	75%	*	69%	-	67%	17%	60%	56%	48%	35%	33%
	2022	36%	39%	44%	21%	29%	61%	*	67%	-	80%	0%	17%	44%	45%	27%	30%
Reading Including EOC	2023	53%	57%	80%	67%	66%	96%	*	100%	-	92%	42%	60%	81%	73%	63%	60%
	2022	53%	58%	77%	71%	65%	93%	*	87%	-	87%	47%	67%	79%	66%	59%	60%
Math Including EOC	2023	47%	48%	57%	29%	44%	75%	*	69%	-	67%	17%	60%	58%	52%	39%	36%
	2022	43%	44%	46%	21%	30%	62%	*	73%	-	80%	0%	17%	45%	47%	28%	31%

* Indicates results are masked due to small numbers to protect student confidentiality.
 - Indicates there are no students in the group.

Texas Education Agency
2022-23 Progress (TAPR)

RICHARDS SCH FOR YOUNG WOMEN LEADERS (227901028) - AUSTIN ISD - TRAVIS COUNTY

	School Year	State	District	Campus	African American	Hispanic	White	American Indian	Asian	Pacific Islander	Two or More Races	Special Ed (Current)	Special Ed (Former)	Continuously Enrolled	Non-Continuously Enrolled	Econ Disadv	
--	-------------	-------	----------	--------	------------------	----------	-------	-----------------	-------	------------------	-------------------	----------------------	---------------------	-----------------------	---------------------------	-------------	--

Texas Education Agency
2022-23 Bilingual Education/English as a Second Language (Current EB Students/EL) (TAPR)
RICHARDS SCH FOR YOUNG WOMEN LEADERS (227901028) - AUSTIN ISD - TRAVIS COUNTY

School
Year

State


District

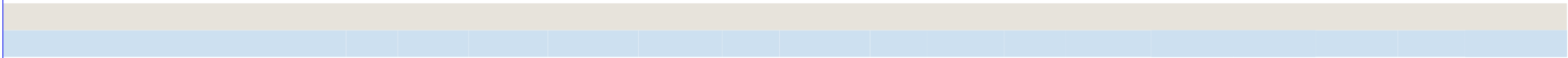
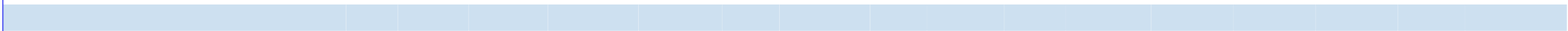
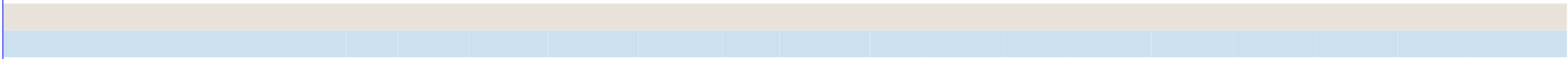
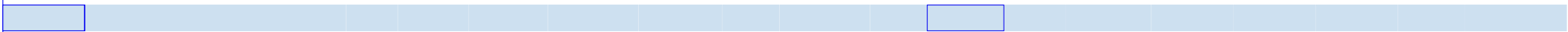
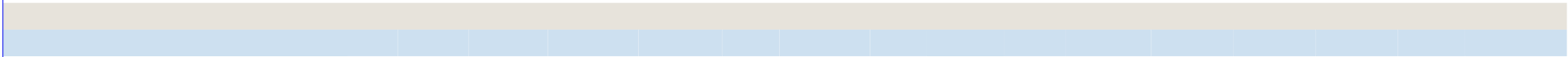
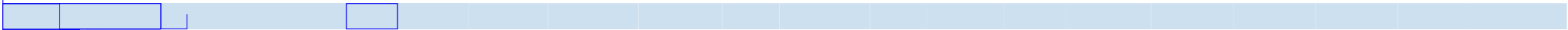

Campus





Total
Bilingual
Education

Texas Education Agency
2022-23 Bilingual Education/English as a Second Language (Current EB Students/EL) (TAPR)
RICHARDS SCH FOR YOUNG WOMEN LEADERS (227901028) - AUSTIN ISD - TRAVIS COUNTY

	School Year	State	District	Campus	Total Bilingual												
--	-------------	-------	----------	--------	-----------------	--	--	--	--	--	--	--	--	--	--	--	--







Texas Education Agency
2022-23 Attendance, Graduation, and Dropout Rates (TAPR)
 RICHARDS SCH FOR YOUNG WOMEN LEADERS (227901028) - AUSTIN ISD - TRAVIS COUNTY

	State	District	Campus	African American	Hispanic	White	American Indian	Asian	Pacific Islander	Two or More Races	Special Ed	Econ Disadv	EB/EL
Class of 2022	88.0%	92.2%	100.0%	100.0%	100.0%	100.0%	-	*	-	*	-	100.0%	*
Class of 2021	85.7%	92.0%											



Texas Education Agency
2022-23 College, Career, and Military Readiness (CCMR) (TAPR)
RICHARDS SCH FOR YOUNG WOMEN LEADERS (227901028) - AUSTIN ISD - TRAVIS COUNTY

Academic Year	State	District	Campus	African American	Hispanic	White	American Indian	Asian	Pacific Islander	Two or More Races	Special Ed	Econ Disadv	EB/EL
College, Career, and Military Ready Graduates (Student Achievement)													
College, Career, or Military Ready (Annual Graduates)Campus													

--	--	--	--	--	--	--	--	--	--	--	--	--	--

--	--	--	--	--	--	--	--	--	--	--	--	--	--

--	--	--	--	--	--	--	--	--	--	--	--	--	--

--	--	--	--	--	--	--	--	--	--	--	--	--	--

--	--	--	--	--	--	--	--	--	--	--	--	--	--

--	--	--	--	--	--	--	--	--	--	--	--	--	--



--	--	--	--	--	--	--	--	--	--	--	--	--	--

--	--	--	--	--	--	--	--	--	--	--	--	--	--

--	--	--	--	--	--	--	--	--	--	--	--	--	--



--	--	--	--	--	--	--	--	--	--	--	--	--	--






Texas Education Agency
2022-23 Student Information (TAPR)
 RICHARDS SCH FOR YOUNG WOMEN LEADERS (227901028) - AUSTIN ISD - TRAVIS COUNTY

Student Information	Membership				Enrollment			
	Campus		District	State	Campus		District	State
	Count	Percent			Count	Percent		



Texas Education Agency
 2022-23 Student Information (TAPR)
 RICHARDS SCH FOR YOUNG WOMEN LEADERS (227901028) - AUSTIN ISD - TRAVIS COUNTY

Student Information	Membership				Enrollment			
	Campus		District	State	Campus		District	State
	Count	Percent			Count	Percent		
Students w/ Dyslexia	55	6.1%	6.9%	5.5%	55	6.1%	6.9%	5.5%
Foster Care	0	0.0%	0.1%	0.2%	0	0.0%	0.1%	0.2%
Homeless	3	0.3%	0.9%	1.3%				



R)
AUSTIN ISD - TRAVIS COUNTY

Percent	District	State
n/a	16.5	14.8

	District	State
6.0	5.4	6.1
1.0	5.1	5.3
4.7	5.0	5.2
4.7	4.4	4.4
1.9	10.8	11.0
8.2	8.4	6.9
236	\$52,804	\$53,300
150	\$55,611	\$56,516
253	\$58,286	\$59,732
259	\$59,544	\$63,389
092	\$63,581	\$67,876
977	\$72,794	\$72,560
740	\$58,510	\$60,717
001	\$75,879	\$72,022
646	\$90,917	\$85,167
n/a	61.6%	65.1%
0.0	0.0	2,105.4

District	State

2,105.4

Texas Education Agency
2022-23 Staff Information (TAPR)
RICHARDS SCH FOR YOUNG WOMEN LEADERS (227901028) - AUSTIN ISD - TRAVIS COUNTY

- Indicates there is no data for the item.
- * Indicates results are masked due to small numbers.
- ** When only one student disability or assessment group is masked, then the second smallest student disability or assessment group is masked regardless of size.
- n/a Indicates data reporting is not applicable for this group.
- ? Indicates that the data for this item were statistically improbable or were reported outside a reasonable range.

Link to: [PEIMS Financial Standard Reports 2021-22 Financial Actual Report](#)
(To open link in a new window, press the "Ctrl" key and click on the link.)