


# 2022-23 Texas Academic Performance Report (TAPR)

District Name: AUSTIN ISD

Campus Name: GRADUATION PREP ACADEMY NAVARRO

Campus Number: 227901026

This page is intentionally blank.





Texas Education Agency  
2022-23 STAAR Performance (TAPR)  
GRADUATION PREP ACADEMY NAVARRO (227901026) - AUSTIN ISD - TRAVIS COUNTY

School  
Year

State

District

Campus

African  
American

Hispanic

Texas Education Agency  
 2022-23 Progress (TAPR)  
 GRADUATION PREP ACADEMY NAVARRO (227901026) - AUSTIN ISD - TRAVIS COUNTY

	School Year	State	District	Campus	African American	Hispanic	White	American Indian	Asian	Pacific Islander	Two or More Races	Special Ed (Current)	Special Ed (Former)	Continuously Enrolled	Non-Continuously Enrolled	Econ Disadv	EB/EL (Current & Monitored)
School Progress - Annual Growth by Grade and Subject																	
End of Course English II	2023	74%	72%	*	-	*	-	-	-	-	-	-	-	*	-	*	-
All Grades Both Subjects	2023	64%	64%	*	-	*	-	-	-	-	-	-	-	*	-	*	-
All Grades ELA/Reading	2023	63%	63%	*	-	*	-	-	-	-	-	-	-	*	-	*	-
School Progress - Accelerated Learning by Grade and Subject																	
End of Course English II	2023	41%	30%	*	-	*	-	-	-	-	-	-	-	*	-	*	-
All Grades Both Subjects	2023	38%	31%	*	-	*	-	-	-	-	-	-	-	*	-	*	-
All Grades ELA/Reading	2023	35%	28%	*	-	*	-	-	-	-	-	-	-				




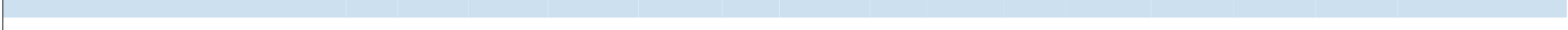
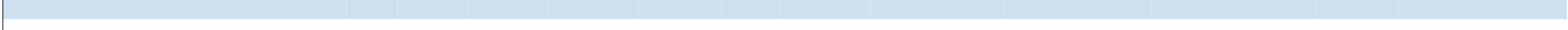

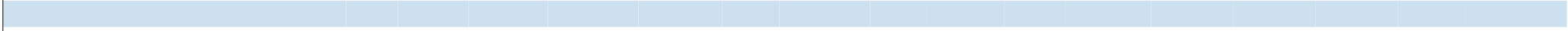
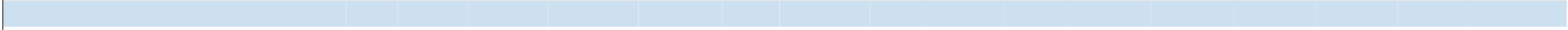

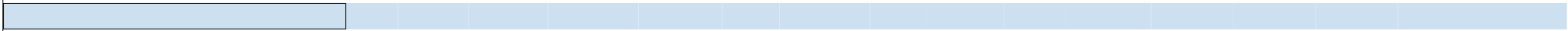
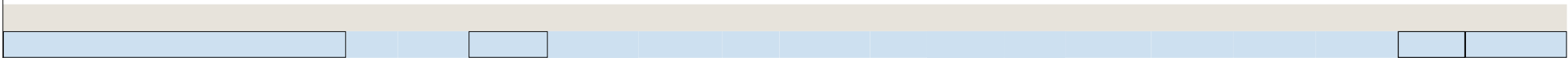

Texas Education Agency  
 2022-23 Bilingual Education/English as a Second Language (Current EB Students/EL) (TAPR)  
 GRADUATION PREP ACADEMY NAVARRO (227901026) - AUSTIN ISD - TRAVIS COUNTY

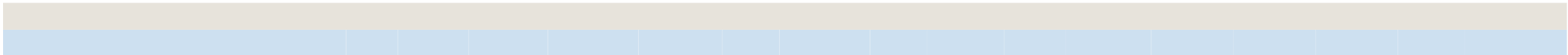
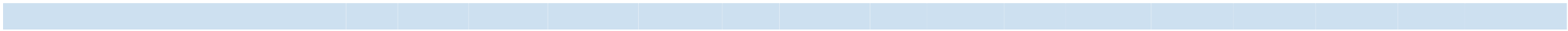

	School Year	State	District	Campus	Total Bilingual Education	BE-Trans Early Exit	BE-Trans Late Exit	BE-Dual Two-Way	BE-Dual One-Way	ALP Bilingual (Exception)	Total ESL	ESL Content-Based	ESL Pull-Out	ALP ESL (Waiver)	EB/EL with			
--	-------------	-------	----------	--------	---------------------------	---------------------	--------------------	-----------------	-----------------	---------------------------	-----------	-------------------	--------------	------------------	------------	--	--	--

















Texas Education Agency  
2022-23 Graduation Profile (TAPR)  
GRADUATION PREP ACADEMY NAVARRO (227901026) - AUSTIN ISD - TRAVIS COUNTY

	Campus Count			State Count



Texas Education Agency  
 2022-23 College, Career, and Military Readiness (CCMR) (TAPR)  
 GRADUATION PREP ACADEMY NAVARRO (227901026) - AUSTIN ISD - TRAVIS COUNTY

Academic Year	State	District	Campus	African American	Hispanic	White	American Indian	Asian	Pacific Islander	Two or More Races	Special Ed	Econ Disadv	EB/EL
College, Career, and Military Ready Graduates (Student Achievement)													
College, Career, or Military Ready (Annual Graduates)													
2021-22	70.0%	77.1%	15.2%	40.0%	11.1%	*	-	-	-	-	*	14.8%	7.7%
2020-21	65.2%	80.4%	13.6%	-	11.8%	*	-	*	-	*	*	14.3%	14.3%
College Ready Graduates													
College Ready (Annual Graduates)													
2021-22	52.9%	71.1%	12.1%	20.0%	11.1%	*	-	-	-	-	*	11.1%	7.7%
2020-21	52.7%	74.0%	9.1%	-	5.9%	*	-	*	-	*	*	9.5%	0.0%
TSI Criteria Graduates in English Language Arts (Annual Graduates)													
2021-22	57.1%	77.6%	18.2%	20.0%	18.5%	*	-	-	-	-	*	14.8%	7.7%
2020-21	56.1%	80.4%	27.3%	-	29.4%	*	-	*	-	*	*	28.6%	14.3%
TSI Criteria Graduates in Mathematics (Annual Graduates)													
2021-22	48.2%	68.6%	3.0%	0.0%	3.7%	*	-	-	-	-	*	0.0%	7.7%
2020-21	45.7%	73.0%	18.2%	-	17.6%	*	-	*	-	*	*	19.0%	14.3%
TSI Criteria Graduates in Both Subjects (Annual Graduates)													
2021-22	42.2%	63.8%	3.0%	0.0%	3.7%	*	-	-	-	-	*	0.0%	7.7%
2020-21	40.4%	68.0%	9.1%	-	5.9%	*	-	*	-	*	*	9.5%	0.0%
AP / IB Met Criteria in Any Subject (Annual Graduates)													
2021-22	20.5%	32.6%	0.0%	0.0%	0.0%	*	-	-	-	-	*	0.0%	0.0%
2020-21	21.3%	33.4%	4.5%	-	5.9%	*	-	*	-	*	*	4.8%	0.0%
Associate Degree (Annual Graduates)													
2021-22	2.4%	0.5%	0.0%	0.0%	0.0%	*	-	-	-	-	*	0.0%	0.0%
2020-21	2.6%	1.9%	0.0%	-	0.0%	*	-	*	-	*	*	0.0%	0.0%
Dual Course Credits in Any Subject (Annual Graduates)													
2021-22	24.0%	31.5%	6.1%	20.0%	3.7%	*	-	-	-	-	*	7.4%	0.0%
2020-21	25.9%	29.2%	9.1%	-	5.9%	*	-	*	-	*	*	9.5%	0.0%
Onramps Course Credits (Annual Graduates)													
2021-22	4.4%	24.6%	3.0%	0.0%	3.7%	*	-	-	-	-	*	3.7%	0.0%
2020-21	4.4%	25.3%	4.5%	-	0.0%	*	-	*	-	*	*	4.8%	0.0%
Career / Military Ready Graduates													
Career or Military Ready (Annual Graduates)													
2021-22	33.5%	15.1%	3.0%	20.0%	0.0%	*	-	-	-	-	*	3.7%	0.0%
2020-21	24.2%	16.9%	4.5%	-	5.9%	*	-	*	-	*	*	4.8%	14.3%
Approved Industry-Based Certification (Annual Graduates)													
2021-22	28.0%	6.9%	0.0%	0.0%	0.0%	*	-	-	-	-	*	0.0%	0.0%






Texas Education Agency  
 2022-23 CCMR-Related Indicators (TAPR)  
 GRADUATION PREP ACADEMY NAVARRO (227901026) - AUSTIN ISD - TRAVIS COUNTY

	Academic Year	State	District	Campus	African American	Hispanic	White	American Indian	Asian	Pacific Islander	Two or More Races	Special Ed	Econ Disadv	EB/EL
TSIA														

Texas Education Agency  
 2022-23 CCMR-Related Indicators (TAPR)  
 GRADUATION PREP ACADEMY NAVARRO (227901026) - AUSTIN ISD - TRAVIS COUNTY

	Academic Year	State	District	Campus	African American	Hispanic	White	American Indian	Asian	Pacific Islander	Two or More Races	Special Ed	Econ Disadv	EB/EL
Social Studies	2022	41.9%	65.6%	-	-	-	-	-	-	-	-			




Texas Education Agency  
 2022-23 Other Postsecondary Indicators (TAPR)  
 GRADUATION PREP ACADEMY NAVARRO (227901026) - AUSTIN ISD - TRAVIS COUNTY

	Academic Year	State	District	Campus	African American	Hispanic	White	American Indian	Asian	Pacific Islander	Two or More Races	Special Ed	Econ Disadv	EB/EL
Advanced/Dual-Credit Course Completion (Grades 9-12)														
Any Subject	2021-22	44.2%	50.5%	10.7%	0.0%	11.1%	*	-	-	-	*	*	12.9%	19.0%
	2020-21	42.5%	49.3%	0.0%	0.0%	0.0%	-	-	*	-	*	0.0%	0.0%	0.0%
English Language Arts	2021-22	16.6%	25.3%	6.5%	*	8.3%	*	-	-	-	*	*	7.1%	8.3%
	2020-21	16.3%	26.5%											






Texas Education Agency  
 2022-23 Student Information (TAPR)  
 GRADUATION PREP ACADEMY NAVARRO (227901026) - AUSTIN ISD - TRAVIS COUNTY

Student Information	--Non-Special Education Rates--			---Special Education Rates---		
	Campus	District	State	Campus	District	State
Retention Rates by Grade:						
Kindergarten	-	0.7%	1.5%	-	2.4%	4.5%
Grade 1	-	1.0%	2.5%	-	1.4%	3.6%
Grade 2	-	1.0%	1.6%	-	2.1%	2.0%
Grade 3	-	0.3%	0.8%	-	0.7%	0.9%
Grade 4	-	0.2%	0.5%	-	0.3%	0.5%
Grade 5	-	0.1%	0.3%	-	0.4%	0.4%
Grade 6	-	0.2%	0.3%	-	0.7%	0.4%
Grade 7	-	0.2%	0.4%	-	0.0%	0.5%
Grade 8	-	0.1%	0.4%	-	0.7%	0.5%
Grade 9	100.0%	3.0%	8.7%	100.0%	5.3%	12.6%

Class Size Averages by Grade and Subject  
 (Derived from teacher responsibility records):

Class Size Information	Campus	District	State
Elementary:			
Kindergarten	-	18.6	18.7
Grade 1	-	18.7	19.1
Grade 2	-	18.4	19.1
Grade 3	-	18.0	19.3
Grade 4	-	18.5	19.4
Grade 5	-	21.2	20.8
Grade 6	-	20.3	19.2
Secondary:			
English/Language Arts	-	17.1	16.2
Foreign Languages	-	20.0	18.8
Mathematics	-	18.5	17.5
Science	-	20.5	18.5
Social Studies	-	20.4	18.9






Texas Education Agency  
2022-23 Staff Information (TAPR)  
GRADUATION PREP ACADEMY NAVARRO (227901026) - AUSTIN ISD - TRAVIS COUNTY

- Indicates there is no data for the item.
- \* Indicates results are masked due to small numbers.
- \*\* When only one student disability or assessment group is masked, then the second smallest student disability or assessment group is masked regardless of size.
- n/a Indicates data reporting is not applicable for this group.
- ? Indicates that the data for this item were statistically improbable or were reported outside a reasonable range.

Link to: [PEIMS Financial Standard Reports 2021-22 Financial Actual Report](#)

(To open link in a new window, press the "Ctrl" key and click on the link.)