

# 2022-23 Texas Academic Performance Report (TAPR)

District Name: AUSTIN ISD

Campus Name: GARZA INDEPENDENCE H S

Campus Number: 227901015

This page is intentionally blank.





Texas Education Agency  
 2022-23 STAAR Performance (TAPR)  
 GARZA INDEPENDENCE H S (227901015) - AUSTIN ISD - TRAVIS COUNTY

	School Year	State	District	Campus	African American	Hispanic	White	American Indian	Asian	Pacific Islander	Two or More Races	Special Ed (Current)	Special Ed (Former)	Continuously Enrolled	Non-Continuously Enrolled	Econ Disadv	EB
--	-------------	-------	----------	--------	------------------	----------	-------	-----------------	-------	------------------	-------------------	----------------------	---------------------	-----------------------	---------------------------	-------------	----




Texas Education Agency  
 2022-23 Progress (TAPR)  
 GARZA INDEPENDENCE H S (227901015) - AUSTIN ISD - TRAVIS COUNTY

	School Year	State	District	Campus	African American	Hispanic	White	American Indian	Asian	Pacific Islander	Two or More Races	Special Ed (Current)	Special Ed (Former)	Continuously Enrolled	Non-Continuously Enrolled	Econ Disadv	EB/EL (Current & Monitored)
School Progress - Annual Growth by Grade and Subject																	
End of Course English II	2023	74%	72%	*	-	*	*	-	-	-	-	*	-	*	*	-	-
All Grades Both Subjects	2023	64%	64%	*	-	*	*	-	-	-	-	*	-	*	*	-	-
All Grades ELA/Reading	2023	63%	63%	*	-	*	*	-	-	-	-	*	-	*	*	-	-
School Progress - Accelerated Learning by Grade and Subject																	
End of Course English II	2023	41%	30%	*	-	*	-	-	-	-	-	-	-	-	*	-	All Grades Both Subje
All Grades Both Subjects																	



Texas Education Agency  
 2022-23 Bilingual Education/English as a Second Language (Current EB Students/EL) (TAPR)  
 GARZA INDEPENDENCE H S (227901015) - AUSTIN ISD - TRAVIS COUNTY

	School Year	State	District	Campus	Total Bilingual Education	BE-Trans Early Exit	BE-Trans Late Exit	BE-Dual Two-Way	BE-Dual One-Way	ALP Bilingual (Exception)	Total ESL	ESL Content-Based						
--	-------------	-------	----------	--------	---------------------------	---------------------	--------------------	-----------------	-----------------	---------------------------	-----------	-------------------	--	--	--	--	--	--

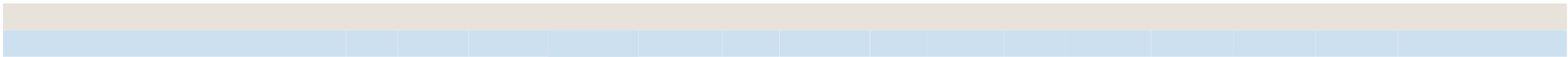
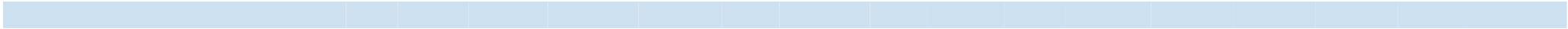
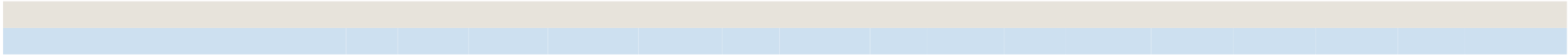




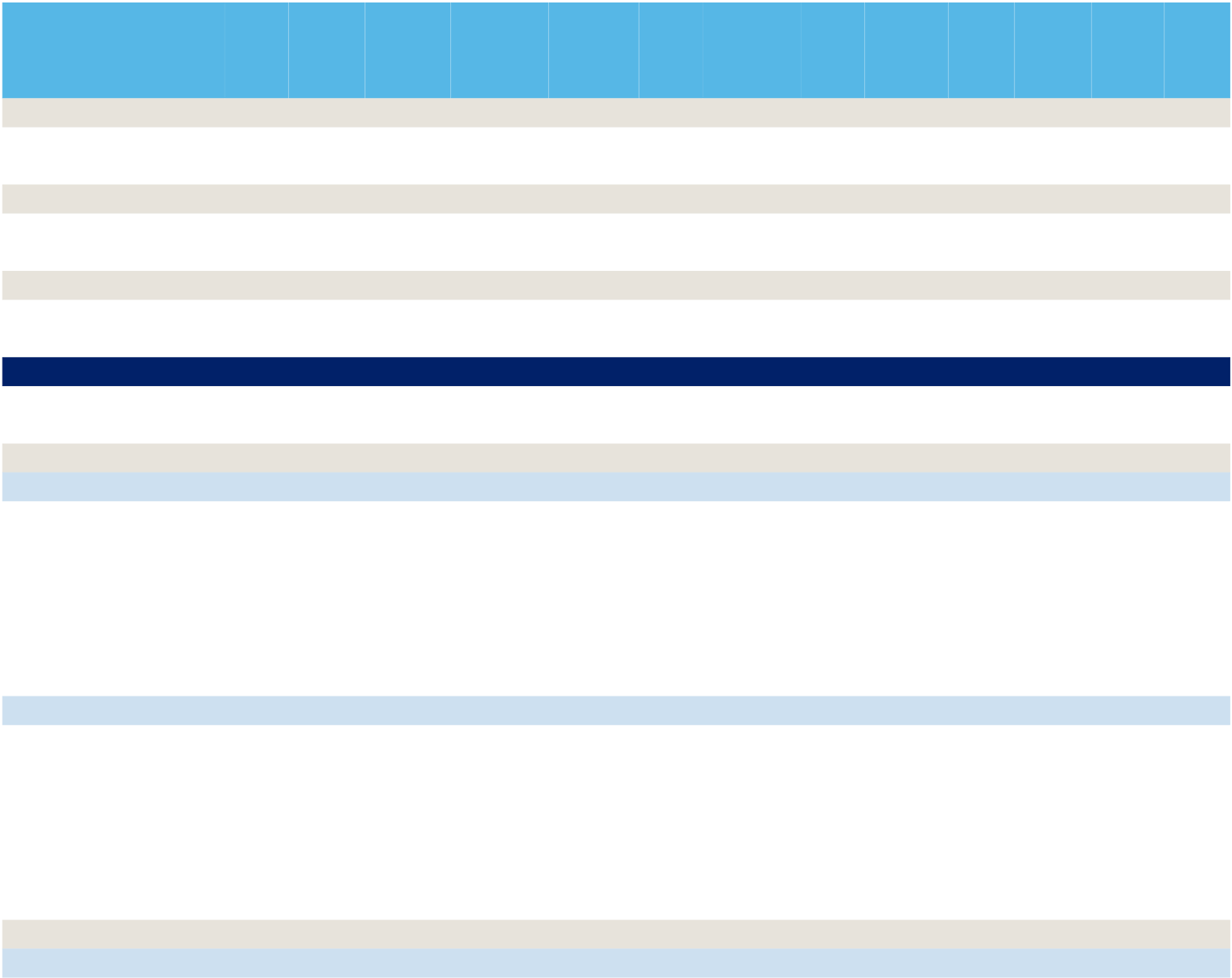




Texas Education Agency  
 2022-23 STAAR Participation (TAPR)  
 GARZA INDEPENDENCE H S (227901015) - AUSTIN ISD - TRAVIS COUNTY





	State	District	Campus	African American	Hispanic	White	American Indian	Asian	Pacific Islander	Two or More Races	Special Ed (Current)	Special Ed (Former)	Continuously Enrolled	Non-Continuously Enrolled	Econ Disadv	EB EL (Current & Monitored)
Absent	1%	4%	9%	*	0%	20%	-	*	-	*	*	-	8%	10%	13%	13%
Other	0%	0%	0%	*	0%	0%	-	*	-	*	*	-	0%	0%	0%	0%
Social Studies																
Assessment Participant	99%	96%	98%	88%	100%	97%	-	*	-	100%	89%	-	96%	100%	96%	100%
Included in Accountability	94%	92%	58%	63%	59%	57%	-	*	-	50%	44%	-	60%	56%	77%	77%





Texas Education Agency  
2022-23 Attendance, Graduation, and Dropout Rates (TAPR)  
GARZA INDEPENDENCE H S (227901015) - AUSTIN ISD - TRAVIS COUNTY

State	District	Campus	African																	
-------	----------	--------	---------	--	--	--	--	--	--	--	--	--	--	--	--	--	--	--	--	--





Texas Education Agency  
 2022-23 Graduation Profile (TAPR)  
 GARZA INDEPENDENCE H S (227901015) - AUSTIN ISD - TRAVIS COUNTY

	Campus Count	Campus Percent	District Count	State Count
Graduatesf(2021-22 Annual Graduates)				
Total Graduates	107	100.0%	4,605	368,686
<b>By Ethnicity:</b>				
African American	11	10.3%	306	45,227
Hispanic	48	44.9%	2,336	191,125
White	39	36.4%	1,567	103,171
American Indian	1	0.9%	7	1,159
Asian	4	3.7%	228	18,794
Pacific Islander	0	0.0%	5	569
Two or More Races	4	3.7%	156	8,641
<b>By Graduation Type:</b>				
Minimum H.S. Program	0	0.0%	1	433
Recommended H.S. Program/Distinguished Achievement Program	1	0.9%	1	134
Foundation H.S. Program (No Endorsement)	81	75.7%	475	51,023
Foundation H.S. Program (Endorsement)	1	0.9%	84	14,179
Foundation H.S. Program (DLA)	24	22.4%	4,044	302,917
<b>Special Education Graduates</b>				
Special Education Graduates	9	8.4%	471	32,447
Economically Disadvantaged Graduates	45	42.1%	1,881	194,571
Emergent Bilingual (EB)/English Learner (EL) Graduates	12	11.2%	644	40,398
At-Risk Graduates	78	72.9%	1,743	159,689
CTE Completers	5	4.7%	1,260	107,502

Texas Education Agency  
 2022-23 College, Career, and Military Ready  
 CAPZA-INDEPENDENCE H S (227901015) - AUS

(PR)

33.3%

33.3%

33.3%

33.3%

33.3%

33.3%

33.3%

33.3%

33.3%

	African American	Hispanic	White	American Indian	Special Ed	Econ Disadv	EB/EL
College, Career, and Military Graduates (Student Achievement Annual Graduates)							
2021-22	27.3%	25.0%	64.1%	*	55.6%	26.7%	25.0%
2020-21	44.4%	31.0%	65.5%	-	*	34.3%	0.0%
College Ready Graduates							
College Ready (Annual Graduates)							
2021-22	52.9%	71.1%	36.4%	18.2%	20.8%	61.5%	*
2020-21	52.7%	74.0%	45.3%	44.4%	31.0%	65.5%	-
TSI Criteria Graduates in English Language Arts (Annual Graduates)							
2021-22	57.1%	77.6%	43.0%	27.3%	22.9%	71.8%	*
2020-21	56.1%	80.4%	58.1%	44.4%	47.6%	79.3%	-
TSI Criteria Graduates in Mathematics (Annual Graduates)							
2021-22	48.2%	68.6%	35.5%	9.1%	16.7%	66.7%	*
2020-21	45.7%	73.0%	44.2%	33.3%	33.3%	58.6%	-
TSI Criteria Graduates in Both Subjects (Annual Graduates)							
2021-22	42.2%	63.8%	31.8%	9.1%	16.7%	66.4%	*
2020-21	40.4%	68.0%	34.9%	33.3%	21.4%	51.7%	-





0.14 13.1 re B\* d 1 J





Texas Education Agency  
 2022-23 CCMR-Related Indicators (TAPR)  
 GARZA INDEPENDENCE H S (227901015) - AUSTIN ISD - TRAVIS COUNTY

	Academic Year	State	District	Campus	African American	Hispanic	White	American Indian	Asian	Pacific Islander	Two or More Races	Special Ed	Econ Disadv	EB/EL
<b>TSIA Results (Graduates &gt;= Criterion) (Annual Graduates)</b>														
Reading	2021-22	22.8%	25.5%	27.1%	27.3%	16.7%	38.5%	*	*	-	*	0.0%	20.0%	0.0%
	2020-21	25.9%	25.8%	31.4%	22.2%	31.0%	31.0%	-	*	-	*	*	31.4%	0.0%
Mathematics	2021-22	18.7%	31.8%	26.2%	9.1%	14.6%	46.2%	*	*	-	*	0.0%	15.6%	0.0%
	2020-21	19.4%	23.6%	31.4%	22.2%	26.2%	34.5%	-	*	-	*	*	25.7%	16.7%
Both Subjects	2021-22	12.6%	16.1%	17.8%	9.1%	10.4%	28.2%	*	*	-	*	0.0%	13.3%	0.0%
	2020-21	14.4%	14.2%	12.8%	11.1%	9.5%	10.3%	-	*	-	*	*	14.3%	0.0%
<b>Completed and Received Credit for College Prep Courses (Annual Graduates)</b>														
English/Language Arts	2021-22	11.7%	16.7%	0.9%	0.0%	2.1%	0.0%	*	*	-	*	0.0%	0.0%	8.3%
	2020-21	8.6%	14.1%	0.0%	0.0%	0.0%	0.0%	-	*	-	*	*	0.0%	0.0%
Mathematics	2021-22	14.0%	17.1%	0.9%	0.0%	2.1%	0.0%	*	*					










2019-2020		2020-2021		2021-2022	



Texas Education Agency  
2022-23 Staff Information (TAPR)  
GARZA INDEPENDENCE H S (227901015) - AUSTIN ISD - TRAVIS COUNTY

2022-23 Staff Information (TAPR)			
Staff Name	Staff ID	Staff Title	Staff Status

